



Since January 2020 Elsevier has created a COVID-19 resource centre with free information in English and Mandarin on the novel coronavirus COVID-19. The COVID-19 resource centre is hosted on Elsevier Connect, the company's public news and information website.

Elsevier hereby grants permission to make all its COVID-19-related research that is available on the COVID-19 resource centre - including this research content - immediately available in PubMed Central and other publicly funded repositories, such as the WHO COVID database with rights for unrestricted research re-use and analyses in any form or by any means with acknowledgement of the original source. These permissions are granted for free by Elsevier for as long as the COVID-19 resource centre remains active.



Original Article

The Emergence of COVID-19 as a Cause of Death in 2020 and its Effect on Mortality by Diseases of the Respiratory System in Spain: Trends and Their Determinants Compared to 2019



Joan B. Soriano^{a,b,c,*}, Adrián Peláez^{a,b,c}, Esteve Fernández^{c,d,e,f}, Laura Moreno^g, Julio Ancochea^{a,b,c}

^a Servicio de Neumología, Hospital Universitario de la Princesa, Madrid, Spain

^b Facultad de Medicina, Universidad Autónoma de Madrid, Madrid, Spain

^c Centro de Investigación en Red de Enfermedades Respiratorias (CIBERES), Instituto de Salud Carlos III (ISCIII), Madrid, Spain

^d Unidad de Control del Tabaco, Centro Colaborador de la OMS para el Control del Tabaco, Institut Català d'Oncologia, L'Hospitalet de Llobregat, Barcelona, Spain

^e Grupo de Investigación en Control del Tabaco, Institut d'Investigació Biomèdica de Bellvitge-IDIBELL, L'Hospitalet de Llobregat, Barcelona, Spain

^f Facultad de Medicina y Ciencias de la Salud, Campus de Bellvitge, Universitat de Barcelona, L'Hospitalet del Llobregat, Barcelona, Spain

^g Facultad de Medicina, Universitat de les Illes Balears, Palma, Spain

ARTICLE INFO

Article history:

Received 1 March 2022

Accepted 3 March 2022

Available online 21 March 2022

Keywords:

Death certificate

COVID-19

Diseases of the respiratory system

INE

Mortality

ABSTRACT

Objective: To analyze the causes of death by diseases of the respiratory system in Spain in 2020, with special interest in COVID-19; also its trends and determinants, and compare them with 2019.

Material and methods: Retrospective cohort study. The coding of all those causes of death by diseases of the respiratory system were regrouped. A descriptive analysis of all deaths and by gender, age, and the 17 Autonomous Communities (CC.AA.) was performed. Also, odds ratios of death in crude and multivariate analysis by logistic regression were estimated.

Results: In Spain in 2020, 60,358 deaths were attributed to "COVID-19 virus identified" and another 14,481 to "COVID-19 virus not identified (suspicious)". Regrouping the specific causes of death, in 2020 the diseases of the respiratory system caused a total of 139,880 deaths, which corresponds to 28.3% of all deaths in Spain. Compared to 2019, an increase of 68.5% was observed. By gender, deaths by diseases of the respiratory system were higher in men (32.0%) than in women (24.6%), although in specific causes the percentage was higher in women with suspected COVID-19, asthma, respiratory insufficiency and other diseases of the respiratory system. Finally, the variables associated with death from COVID-19 in the multivariate analysis were being male, increasing age (maximum at 80 years), completed studies up to secondary level, employed, and single or widowed marital status, although with a marked variation by CC.AA.

Conclusions: In Spain in 2020, COVID-19 produced a large increase (68.5%) in deaths by diseases of the respiratory system compared to the previous year.

© 2022 SEPAR. Published by Elsevier España, S.L.U. All rights reserved.

Irrupción de la COVID-19 como causa de muerte en 2020 y su efecto en la mortalidad por enfermedades del aparato respiratorio en España: tendencias y sus determinantes respecto a 2019

RESUMEN

Objetivo: Analizar las causas de muerte por enfermedades del aparato respiratorio en España durante el año 2020, con especial interés en COVID-19; también sus tendencias y determinantes, y compararlas con el año 2019.

Material y métodos: Estudio de cohortes retrospectivo. Se reagrupó la codificación de todas aquellas causas de muerte por enfermedades del aparato respiratorio. Se realizó un análisis descriptivo de todas las defunciones por sexo, edad en las 17 Comunidades Autónomas (CC. AA.). Además, se estimaron las *odds ratios* de muerte en análisis crudo y multivariado por regresión logística.

Palabras clave:

Certificado de defunción

COVID-19

Enfermedades del Aparato Respiratorio

INE

Mortalidad

* Corresponding author.

E-mail address: jbsoriano2@gmail.com (J.B. Soriano).

Resultados: En España en el año 2020 se atribuyeron 60.358 muertes a «COVID-19 virus identificado» y otras 14.481 a «COVID-19 virus no identificado (sospechoso)». Reagrupando las causas específicas de muerte, en el año 2020 las enfermedades del aparato respiratorio provocaron un total de 139.880 muertes, lo que corresponde al 28,3% de todas las muertes en España. En comparación con el año 2019, se observó un aumento del 68,5%. Por género, las defunciones por enfermedades del aparato respiratorio fueron mayores en los varones (32,0%) que en las mujeres (24,6%), aunque en causas específicas el porcentaje fue mayor en mujeres en COVID-19 sospechosa, asma, insuficiencia respiratoria y otras enfermedades del aparato respiratorio. Finalmente, las variables asociadas a la muerte por COVID-19 en el análisis multivariante fueron el género masculino, el aumento de la edad (máximo a los 80 años), estudios completados hasta secundaria y el estado civil soltero o viudo, aunque con una marcada variación por CC. AA.

Conclusiones: En España en el año 2020 la COVID-19 produjo un gran incremento (68,5%) de muertes por enfermedades del aparato respiratorio en comparación con el año anterior.

© 2022 SEPAR. Publicado por Elsevier España, S.L.U. Todos los derechos reservados.

Introduction

Respiratory diseases are responsible for a large population burden of disease, morbidity and mortality, both in Spain and in the world. According to the Global Burden of Diseases, Injuries, and Risk Factors Study (GBD), of the 50.5 million deaths that occurred in 1990 in the world, 4.3 million were attributed to pneumonia, 2.2 million to tuberculosis, 2.0 million to chronic obstructive pulmonary disease (COPD) and 0.95 million to lung cancer. In addition, it was estimated that for 2020, of the 68.3 million predictable deaths, 11.9 million were from respiratory causes, estimating that they became the third cause of death in 2020.¹ In Spain, with a relatively aged population and yet with alarming rates of smoking,² respiratory diseases also have a huge impact on individual and population health.^{3,4} Its magnitude and diversity mean that the clinical management of respiratory health, beyond Pulmonology, also requires a large part of the daily dedication of health professionals in Primary Care, Internal Medicine and other specialties.^{5,6}

However, it is well known that respiratory mortality statistics from death certificates are underreported compared to cancer, cardiovascular and metabolic diseases. This bias occurs for various reasons.^{7,8} Among other, it is a clinical challenge to attribute a death to a respiratory cause, since the symptoms and determinants are non-specific and overlap with those of cardiovascular or other diseases, and many patients with chronic respiratory diseases die with them and not from them.^{9,10} Current standardized coding manuals for death certificates from the World Health Organization (WHO), as well as from the European Union and its EUROSTAT, or from the National Institute of Statistics (INE) are homogeneous. The INE is governed by the rules established by the WHO as established by Regulation (EU) No. 328/2011 of the Commission of April 5, 2011, which applies Regulation (EC) No. 1338/2008 of the European Parliament and of the Council on Community statistics on public health and on health and safety at work. Regarding statistics on the causes of death, only those from Group X (with ICD10 062–067) are considered as causes of death of the Respiratory System, namely: Influenza; Pneumonia; Chronic diseases of the lower respiratory tract (except asthma); Asthma; Respiratory insufficiency; and Other diseases of the respiratory system.¹¹ However, other diseases that also directly affect the respiratory system such as tuberculosis, or daily practice in the field of Pulmonology and Thoracic Surgery such as malignant tumours of the trachea, bronchi and lung, are considered for statistical purposes as deaths of infectious and oncological causes, respectively, to give just two examples.

The objective of this research is to analyze the causes of death associated with respiratory causes in Spain in the years 2019 and 2020, that is, including those in the field of Pneumology such as COVID-19 itself, but not included in the current convention to produce the statistics. Secondly, we analyze its variations and determinants by gender, age and CC.AA.

Methods

Mortality data were obtained from the INE website,¹² and its microdata. The so-called Short List of 101 causes of death ICD-10, and its correspondence with ICD-9, was reviewed and regrouped, adding other diseases of the respiratory system such as tuberculosis and malignant tumours of the trachea, bronchi and lung. The causes “COVID-19 Virus identified” and “COVID-19 Virus not identified (suspected)” were also included (Table 1). A descriptive analysis of the absolute frequencies of deaths and proportional mortality by gender, age, and CC.AA. was performed. The percentages of change in proportional mortality between pre-pandemic (2019) and post-pandemic (2020) years were calculated. A crude and multivariable logistic regression analysis was performed with the microdata to obtain the odds ratios (ORs) and their 95% CI, as estimators of the independent variables associated with mortality. In any comparison, a value of $p < 0.05$ was considered statistically significant.

Results

Of the 493,776 deaths that occurred in Spain in 2020, 60,358 deaths were attributed to “COVID-19 Virus identified” and another 14,481 to “COVID-19 virus not identified (suspicious)”. Regrouping specific causes of death, in 2020 diseases of the respiratory system caused 139,880 deaths, which corresponds to a proportional mortality of 28.3% in 2020 in Spain (Table 1). Compared to 2019, an increase of 68.5% was observed, and a relative decrease in specific causes, with a maximum decrease of –48.0% due to flu/influenza. By gender, it stands out that in 2020 deaths from diseases of the respiratory system were higher in men (32.0%) than in women (24.6%), although in specific causes proportional mortality was substantially higher in women due to COVID-19 not identified (suspicious), asthma, respiratory insufficiency and Other diseases of the respiratory system (Table 2). As expected, the highest mortality associated with respiratory diseases occurred in those over 50 years of age, with a peak of 31.1% in the 70–79 years age range (Fig. 1).

By CC.AA., the highest percentage of deaths by diseases of the respiratory system was observed in the Community of Madrid (42.7%) and then in Castilla-La Mancha (37.6.2%), while the lowest in Galicia (19.0%), and Murcia with 20.3% (Fig. 2). Regarding death from COVID-19, the highest relative percentage was also observed in Madrid (29.2%) and then in Castilla-La Mancha (24.8%), and the lowest in the Canary Islands (3.0%) and Galicia (4.8%).

Finally, the individual determinants of death from COVID-19 and from the respiratory system were analyzed in microdata. The variables associated with death from COVID-19 in the bivariate analysis were male, of Spanish nationality, with completed Primary education or higher, retired, increasing age to a maximum of 80 years, single or widowed, and with a marked variation by CC.AA. (Table 3). In the multivariate analysis, the direction and magnitude of the

Table 1
Number of deaths, proportional mortality (%) and percent change by diseases of the respiratory system in Spain in 2019 and 2020.

ICD-10 causes of death	2019 ^a	2020	Change in %
00A Covid-19 Virus identified	–	60.358 (12.2%)	N.D.
00B Covid-19 Unidentified virus (suspected)	–	14.481 (2.9%)	N.D.
002 Tuberculosis and its late effects	217 (0.1%)	198 (0.0%)	–22.6%
018 Malignant tumour of the trachea bronchus and lung	22.007 (5.3%)	21.918 (4.4%)	–15.6%
019 Other respiratory and intrathoracic malignant tumours	484 (0.1%)	502 (0.1%)	–12.1%
062 Influenza (includes influenza due to identified pandemic or zoonotic influenza viruses)	1.459 (0.3%)	894 (0.2%)	–48.0%
063 Pneumonia	9.384 (2.2%)	8.768 (1.8%)	–20.8%
064 Chronic lower respiratory tract diseases (except asthma)	12.815 (3.1%)	11.786 (2.4%)	–22.0%
065 Asthma	993 (0.2%)	948 (0.2%)	–19.0%
066 Respiratory insufficiency	2.171 (0.5%)	2.039 (0.4%)	–20.4%
067 Other diseases of the respiratory system	20.859 (5.0%)	17.988 (3.6%)	–26.9%
TOTAL "Causes of death of the respiratory system"	70.389 (16.8%) ^b	139.880 (28.3%)	68.5%
001-102 I-XXII. All Causes	418.703 (45.9%) ^c	493.776 (54.1%)	17.9%

^a Percentage of each cause of death of the respiratory system compared to the total causes of death.
^b Percentage of all causes of death of the respiratory system compared to the total causes of death.
^c Percentage of all causes of death by year compared to the total for both years.

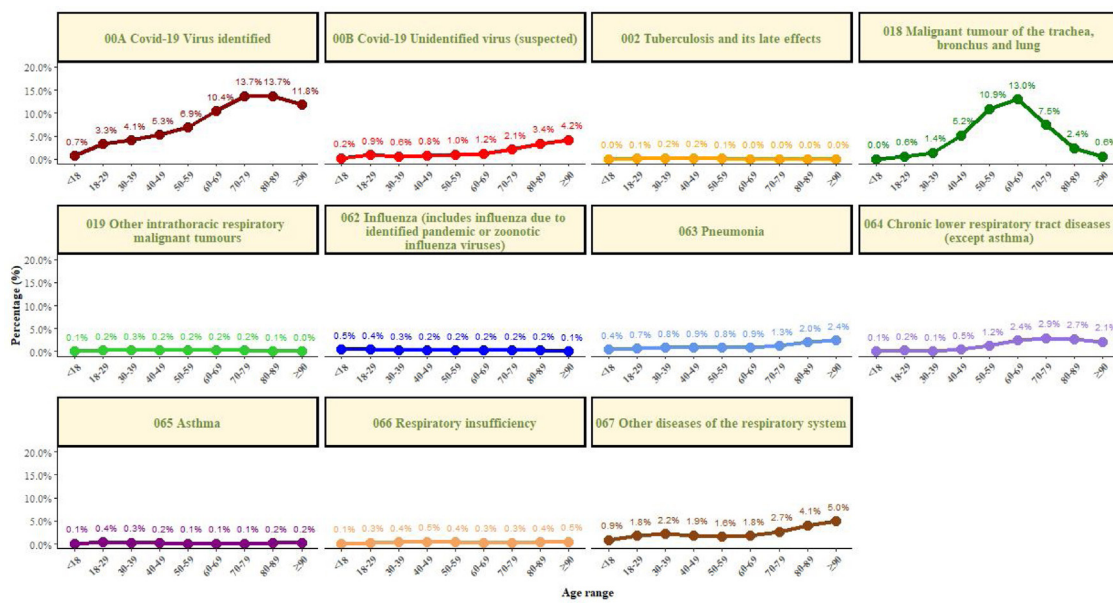


Fig. 1. Percentage of causes of death by diseases of the respiratory system for each age range compared to the total causes of death in Spain in 2020.

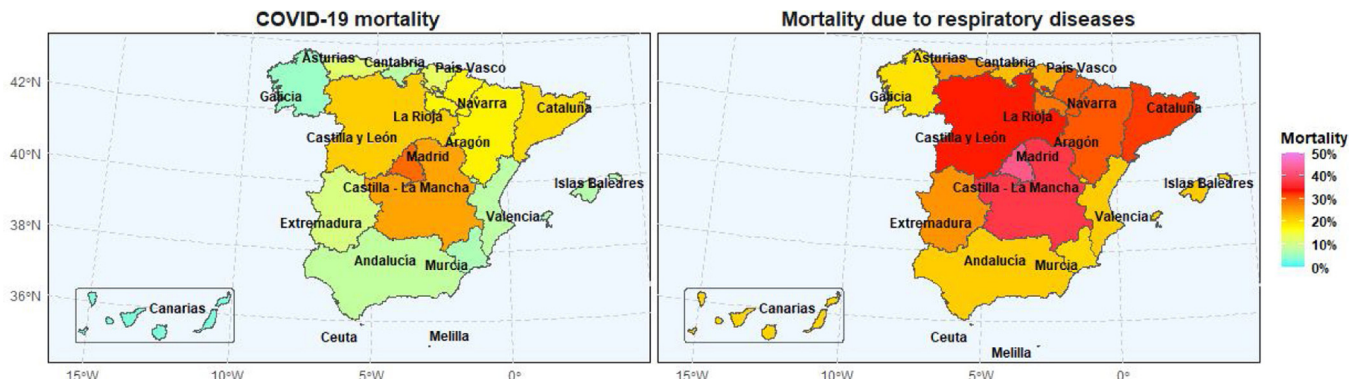


Fig. 2. Map of Spain with mortality according to autonomous communities by (a) COVID-19; (b) diseases of the respiratory system.

associations were maintained, except for nationality and employment status (Fig. 3).

The variables associated with death by diseases of the respiratory system in the bivariate analysis were male, of foreign nationality, completed university education, retired, increasing age up to a maximum of 70 years, all with a marked variation by CC.AA.

(Table 4). In the multivariate analysis, the direction and magnitude of the associations were maintained, except for studies, work activity and marital status (Fig. 4).

In Fig. 5, it can be seen that the trend of higher mortality (gross %) by diseases of the respiratory system in winter in Spain in 2019 was broken in 2020, with a substantial increase in deaths during

Table 2

Number of deaths and percentage of mortality by diseases of the respiratory system in 2020 in Spain by gender (panel A); autonomous community (panel B); and age (panel C).

ICD-10 Causes of death		Men										Women									
<i>(A) By gender</i>																					
00A Covid-19 virus identified		32.498 (13.0%) ^a										27.860 (11.4%)									
00B Covid-19 Unidentified virus (suspected)		6.419 (2.6%)										8.062 (3.3%)									
002 Tuberculosis and its late effects		124 (0.0%)										74 (0.0%)									
018 Malignant tumour of the trachea, bronchus and lung		16.615 (6.7%)										5.303 (2.2%)									
019 Other respiratory and intrathoracic malignant tumours		359 (0.1%)										143 (0.1%)									
062 Influenza (includes influenza due to identified pandemic or zoonotic influenza viruses)		446 (0.2%)										448 (0.2%)									
063 Pneumonia		4.704 (1.9%)										4.064 (1.7%)									
064 Chronic lower respiratory tract diseases (except asthma)		8.832 (3.5%)										2.954 (1.2%)									
065 Asthma		212 (0.1%)										736 (0.3%)									
066 Respiratory insufficiency		927 (0.4%)										1.112 (0.5%)									
067 Other diseases of the respiratory system		8.714 (3.5%)										9.274 (3.8%)									
Total "Causes of death due to respiratory system"		79.850 (32.0%) ^b										60.030 (24.6%)									
001-102 I-XXII. All causes		249.664 (50.6%) ^c										244.112 (49.4%)									
ICD-10 Causes of death	Andalucía	Aragón	Canarias	Cantabria	Castilla – La Mancha	Castilla y León	Cataluña	Ceuta	Madrid	Navarra	Valencia	Extremadura	Galicia	Islas Baleares	La Rioja	Melilla	País Vasco	Asturias	Murcia	España	
<i>(B) By Autonomous community.</i>																					
00A Covid-19 Virus identified	5821 (7.4%)*	2653 (15.9%)*	403 (2.4%)*	427 (6.5%)*	4817 (18.4%)*	5823 (15.9%)*	12,871 (16.1%)*	59 (9.3%)	14,540 (22.0%)*	1004 (14.9%)*	3161 (6.5%)*	1099 (8.5%)*	1499 (4.6%)*	557 (6.5%)*	577 (15.5%)*	43 (7.7%)*	2,753 (11.5%)*	1513 (10.4%)*	738 (6.0%)*	60,358 (12.2%)	
00B Covid-19 Unidentified virus (suspected)	696 (0.9%)*	289 (1.7%)*	98 (0.6%)*	68 (1.0%)*	1683 (6.4%)*	1889 (5.2%)*	3013 (3.8%)*	4 (0.6%)*	4,817 (7.3%)*	179 (2.7%)	651 (1.3%)*	290 (2.2%)*	83 (0.3%)*	43 (0.5%)*	71 (1.9%)*	4 (0.7%)*	311 (1.3%)*	260 (1.8%)*	32 (0.3%)*	14,481 (2.9%)	
002 Tuberculosis and its late effects	37 (0.0%) ^d	5 (0.0%)	10 (0.1%)	5 (0.1%)	3 (0.0%)	13 (0.0%)	31 (0.0%)	4 (0.6%)*	11 (0.0%)*	2 (0.0%)	24 (0.1%)	2 (0.0%)	21 (0.1%)	2 (0.0%)	4 (0.1%)	1 (0.2%)	14 (0.1%)	7 (0.0%)	2 (0.0%)	198 (0.0%)	
018 Malignant tumour of the trachea, bronchus and lung	3539 (4.5%)	704 (4.2%)	963 (5.8%)*	346 (5.3%)*	851 (3.2%)*	1354 (3.7%)*	3370 (4.2%)*	31 (4.9%)	2,509 (3.8%)*	326 (4.8%)	2,561 (5.2%)*	582 (4.5%)	1546 (4.7%)	491 (5.7%)*	143 (3.8%)	18 (3.2%)	1193 (5.0%)*	735 (5.0%)*	656 (5.3%)*	21,918 (4.4%)	
019 Other respiratory and intrathoracic malignant tumours	64 (0.1%)	13 (0.1%)	14 (0.1%)	13 (0.2%)	18 (0.1%)	45 (0.1%)	80 (0.1%)	1 (0.2%)	72 (0.1%)	13 (0.2%)	46 (0.1%)	8 (0.1%)	41 (0.1%)	8 (0.1%)	3 (0.1%)	0 (0.0%)	40 (0.2%)*	11 (0.1%)	12 (0.1%)	502 (0.1%)	
062 Influenza (includes influenza due to identified pandemic or zoonotic influenza viruses)	172 (0.2%)	48 (0.3%)*	55 (0.3%)*	18 (0.3%)	41 (0.2%)	44 (0.1%)*	137 (0.2%)	5 (0.8%)*	67 (0.1%)*	18 (0.3%)	59 (0.1%)*	11 (0.1%)	62 (0.2%)	10 (0.1%)	9 (0.2%)	1 (0.2%)	55 (0.2%)	47 (0.3%)*	35 (0.3%)	894 (0.2%)	
063 Pneumonia	1301 (1.7%)	331 (2.0%)	497 (3.0%)*	119 (1.8%)	523 (2.0%)	614 (1.7%)	1099 (1.4%)*	15 (2.4%)	1,406 (2.1%)*	97 (1.4%)	966 (2.0%)*	358 (2.8%)*	499 (1.5%)*	142 (1.7%)	40 (1.1%)*	26 (4.6%)*	228 (0.9%)*	258 (1.7%)	249 (2.0%)	8768 (1.8%)	
064 Chronic lower respiratory tract diseases (except asthma)	1.950 (2.5%)	400 (2.4%)	467 (2.8%)*	174 (2.7%)	667 (2.5%)	738 (2.0%)*	1.892 (2.4%)	20 (3.2%)	1,334 (2.0%)*	160 (2.4%)	1,306 (2.7%)*	331 (2.6%)	841 (2.6%)	276 (3.2%)*	59 (1.6%)*	12 (2.1%)	499 (2.1%)*	319 (2.2%)	341 (2.8%)*	11,786 (2.4%)	
065 Asthma	152 (0.2%)	22 (0.1%)	28 (0.2%)	12 (0.2%)	58 (0.2%)	57 (0.2%)	154 (0.2%)	0 (0.0%)	73 (0.1%)*	17 (0.3%)	89 (0.2%)	23 (0.2%)	71 (0.2%)	14 (0.2%)	4 (0.1%)	0 (0.0%)	90 (0.4%)*	63 (0.4%)*	21 (0.2%)	948 (0.2%)	

Table 2 (Continued)

ICD-10 Causes of death	Andalucía	Aragón	Canarias	Cantabria	Castilla – La Mancha	Castilla y León	Cataluña	Ceuta	Madrid	Navarra	Valencia	Extremadura	Galicia	Islas Baleares	La Rioja	Melilla	País Vasco	Asturias	Murcia	España
066 Respiratory insufficiency	360 (0.5%)	33 (0.2%)*	54 (0.3%)	21 (0.3%)	95 (0.4%)	107 (0.3%)*	337 (0.4%)	2 (0.3%)	551 (0.8%)*	19 (0.3%)	169 (0.3%)	38 (0.3%)	59 (0.2%)*	57 (0.7%)*	8 (0.2%)	4 (0.7%)	63 (0.3%)*	36 (0.2%)*	26 (0.2%)*	2039 (0.4%)
067 Other diseases of the respiratory system	2673 (3.4%)*	581 (3.5%)	853 (5.1%)*	279 (4.3%)*	1110 (4.2%)*	1356 (3.7%)	2502 (3.1%)*	18 (2.8%)	2858 (4.3%)*	211 (3.1%)	1402 (2.9%)*	650 (5.0%)*	1616 (4.9%)*	237 (2.75%)*	143 (3.8%)	14 (2.5%)	590 (2.5%)*	502 (3.4%)	393 (3.2%)*	17,988 (3.6%)
Total "Causes of death due to respiratory system"	16,765 (21.2%)*	5079 (30.4%)*	3442 (20.6%)*	1482 (22.6%)*	9866 (37.6%)*	12,040 (33.0%)*	25,486 (31.9%)*	159 (25.1%)	28,238 (42.7%)*	2046 (30.4%)*	10,434 (21.3%)*	3392 (26.1%)*	6338 (19.3%)*	1837 (21.3%)*	1061 (28.5%)	123 (22.0%)*	5836 (24.3%)*	3751 (25.7%)*	2505 (20.3%)*	139,880 (28.3%)
001-102 I-XXII. All Causes	78,909 (16.0%)(3.4%)	16,680 (3.4%)	16,725 (3.4%)	6561 (1.3%)	26,240 (5.3%)	36,522 (7.4%)	79,780 (16.2%)	633 (0.1%)	66,206 (13.4%)	6738 (1.4%)	49,033 (9.9%)	12,994 (2.6%)	32,879 (6.7%)	8608 (1.7%)	3727 (0.8%)	560 (0.1%)	24,041 (4.9%)	14,578 (3.0%)	12,362 (2.5%)	493,776 (100.0%)
ICD-10 Causes of death	≤18 years		18–29 years		30–39 years		40–49 years		50–59 years		60–69 years		70–79 years		80–89 years		≥90 years			
<i>(C) By age</i>																				
00A Covid-19 Virus identified	11 (0.7%) ^a		53 (3.3%)		129 (4.1%)		508 (5.3%)		1820 (6.9%)		5141 (10.4%)		12,491 (13.7%)		24,872 (13.7%)		15,333 (11.8%)			
00B Covid-19 Unidentified virus (suspected)	3 (0.2%)		14 (0.9%)		20 (0.6%)		75 (0.8%)		275 (1.0%)		590 (1.2%)		1885 (2.1%)		6139 (3.4%)		5480 (4.2%)			
002 Tuberculosis and its late effects	0 (0.0%)		2 (0.1%)		6 (0.2%)		16 (0.2%)		20 (0.1%)		23 (0.0%)		28 (0.0%)		67 (0.0%)		36 (0.0%)			
018 Malignant tumour of the trachea, bronchus and lung	0 (0.0%)		10 (0.6%)		44 (1.4%)		501 (5.2%)		2851 (10.9%)		6440 (13.0%)		6838 (7.5%)		4442 (2.5%)		792 (0.6%)			
019 Other respiratory and intrathoracic malignant tumours	2 (0.1%)		4 (0.2%)		9 (0.3%)		22 (0.2%)		51 (0.2%)		103 (0.2%)		155 (0.2%)		141 (0.1%)		15 (0.0%)			
062 Influenza (includes influenza due to identified pandemic or zoonotic influenza viruses)	8 (0.5%)		6 (0.4%)		11 (0.3%)		18 (0.2%)		61 (0.2%)		114 (0.2%)		171 (0.2%)		321 (0.2%)		184 (0.1%)			
063 Pneumonia	6 (0.4%)		11 (0.7%)		26 (0.8%)		89 (0.9%)		205 (0.8%)		428 (0.9%)		1199 (1.3%)		3684 (2.0%)		3120 (2.4%)			
064 Chronic lower respiratory tract diseases (except asthma)	1 (0.1%)		3 (0.2%)		4 (0.1%)		52 (0.5%)		308 (1.2%)		1188 (2.4%)		2662 (2.9%)		4834 (2.7%)		2734 (2.1%)			
065 Asthma	2 (0.1%)		6 (0.4%)		8 (0.3%)		18 (0.2%)		37 (0.1%)		40 (0.1%)		130 (0.1%)		407 (0.2%)		300 (0.2%)			
066 Respiratory insufficiency	2 (0.1%)		5 (0.3%)		12 (0.4%)		52 (0.5%)		111 (0.4%)		173 (0.3%)		274 (0.3%)		745 (0.4%)		665 (0.5%)			
067 Other diseases of the respiratory system	15 (0.9%)		29 (1.8%)		71 (2.2%)		183 (1.9%)		414 (1.6%)		908 (1.8%)		2483 (2.7%)		7436 (4.1%)		6449 (5.0%)			
Total "Causes of death of the respiratory system"	50 (3.1%) ^b		143 (8.8%)		340 (10.8%)		1534 (16.0%)		6153 (23.5%)		15,148 (30.6%)		28,316 (31.1%)		53,088 (29.3%)		35,108 (27.1%)			
001-102 I-XXII. All Causes	1592 (0.3%) ^h		1625 (0.3%)		3159 (0.6%)		9601 (1.9%)		26,236 (5.3%)		49,503 (10.0%)		91,191 (18.5%)		181,439 (36.7%)		129,430 (26.2%)			

^a Percentage of each cause of death of the respiratory system compared to the total causes of death.

^b Percentage of all causes of death of the respiratory system compared to the total causes of death.

^c Percentage of all causes of death by year compared to the total for both genders.

^d Percentage of each cause of death of the respiratory system compared to total causes of death.

^e Significant differences ($p < 0.01$) are indicated by bold text.

^f Percentage of all causes of death of the respiratory system compared to all causes of death.

^g Percentage of all causes of death by year versus total causes of death in Spain.

^h Percentage of all causes of death according to age range compared to the total.

Table 3
Odds ratio for COVID-19 mortality in Spain in 2020, crude and multivariate.

Variable	Category	Crude		Multivariate	
		OR [95% CI]	p-Value ^a	OR [95% CI]	p-Value
Gender	Men	1.07 [1.05–1.09]	<0.001	1.18 [1.16–1.21]	<0.001
	Women	Ref	–	–	–
Nationality	Spanish	Ref	–	–	–
	Foreign	0.62 [0.59–0.66]	<0.001	0.98 [0.93–1.03]	0.462
Autonomous communities	Andalucía	Ref	–	–	–
	Aragón	2.38 [2.27–2.49]	<0.001	2.28 [2.18–2.40]	<0.001
	Canarias	0.34 [0.31–0.38]	<0.001	0.35 [0.32–0.38]	<0.001
	Cantabria	0.91 [0.82–1.00]	0.043	0.88 [0.80–0.97]	0.009
	Castilla La Mancha	3.66 [3.52–3.80]	<0.001	3.54 [3.41–3.68]	<0.001
	Castilla y León	2.97 [2.87–3.08]	<0.001	2.81 [2.71–2.92]	<0.001
	Cataluña	2.76 [2.68–2.85]	<0.001	2.73 [2.65–2.82]	<0.001
	Ceuta	1.23 [0.95–1.60]	0.124	1.29 [0.99–1.68]	0.056
	Valencia	0.94 [0.90–0.98]	<0.001	0.93 [0.89–0.97]	<0.001
	Extremadura	1.33 [1.35–1.41]	<0.001	1.28 [1.21–1.36]	<0.001
	Galicia	0.56 [0.53–0.59]	<0.001	0.54 [0.51–0.57]	<0.001
	Islas Baleares	0.83 [0.76–0.91]	<0.001	0.84 [0.76–0.91]	<0.001
	La Rioja	2.34 [2.14–2.55]	<0.001	2.24 [2.05–2.45]	<0.001
	Madrid	4.59 [4.45–4.73]	<0.001	4.56 [4.42–4.70]	<0.001
	Melilla	1.02 [0.75–1.37]	0.909	1.08 [0.80–1.46]	0.626
	Navarra	2.37 [2.21–2.53]	<0.001	2.27 [2.12–2.43]	<0.001
	País Vasco	1.62 [1.55–1.70]	<0.001	1.57 [1.50–1.65]	<0.001
Asturias	1.54 [1.46–1.63]	<0.001	1.49 [1.41–1.57]	<0.001	
Murcia	0.74 [0.68–0.80]	<0.001	0.74 [0.68–0.80]	<0.001	
Studies	Professional training	Ref	–	–	–
	No studies	1.00 [0.97–1.04]	0.804	1.05 [1.01–1.09]	0.023
	Primary	1.22 [1.17–1.26]	<0.001	1.08 [1.04–1.13]	<0.001
	Secondary	1.04 [1.01–1.09]	0.027	1.05 [1.01–1.10]	0.009
	University	1.18 [1.13–1.24]	<0.001	1.03 [0.98–1.08]	0.204
Activity	Another situation	Ref	–	–	–
	Student	0.37 [0.26–0.54]	<0.001	1.01 [0.68–1.49]	0.973
	Unemployed	0.45 [0.41–0.49]	<0.001	0.83 [0.76–0.92]	<0.001
	Invalid	0.57 [0.55–0.60]	<0.001	0.85 [0.80–0.89]	<0.001
	Retired	1.15 [1.13–1.17]	<0.001	0.99 [0.97–1.01]	0.453
	Employed	0.74 [0.70–0.77]	<0.001	1.10 [1.04–1.16]	<0.001
Age Range	<18 years	Ref	–	–	–
	[18–29 years]	4.85 [2.72–8.64]	<0.001	5.75 [3.22–10.28]	<0.001
	[30–39 years]	5.58 [3.22–9.66]	<0.001	6.95 [4.01–12.06]	<0.001
	[40–49 years]	7.29 [4.29–12.38]	<0.001	9.41 [5.53–16.04]	<0.001
	[50–59 years]	9.78 [5.78–16.54]	<0.001	13.03 [7.68–22.09]	<0.001
	[60–69 years]	14.76 [8.74–24.93]	<0.001	19.76 [11.67–33.45]	<0.001
	[70–79 years]	21.09 [12.49–35.62]	<0.001	27.71 [16.38–46.90]	<0.001
	[80–89 years]	23.24 [13.76–39.23]	<0.001	30.13 [17.81–50.97]	<0.001
	[≥90 years]	21.60 [12.79–36.47]	<0.001	26.53 [15.68–44.88]	<0.001
Marital status	Married	Ref	–	–	–
	Single	1.08 [1.05–1.11]	0.002	1.28 [1.24–1.31]	<0.001
	Divorced	0.85 [0.81–0.88]	<0.001	1.02 [0.98–1.07]	0.290
	Widowed	1.07 [1.05–1.09]	<0.001	1.06 [1.04–1.09]	<0.001

^a Significant differences ($p < 0.05$) are indicated by bold text.

March and April corresponding to the first wave of COVID-19; and also later in November 2020, coinciding with the second wave.

Discussion

Since its emergence on December 31, 2019,¹³ SARS-CoV-2 and its disease COVID-19, have modified usual clinical practice. They have also produced recent changes in the secular trends of mortality and health statistics in the world and in Spain.^{3,4,14}

As a cause of death, COVID-19 has displaced the distribution and ranking of the main causes of death; In particular, in 2020 it became the leading cause of death in Spain, with more than 75,000 deaths, including those confirmed and suspected in the first wave. In addition, if all deaths by diseases of the respiratory system are grouped together, an increase in the burden of mortality of more than two thirds (68.5%) is observed compared to the previous year. Although, as can be seen in our analysis, the variations by CC.AA. were very large, a microdata analysis confirms the known risk factors for mortality from COVID-19, namely: male gender, old age, and associated frailty.

This analysis has a number of strengths such as its immediacy, urgency, obvious relevance, and internal consistency. In addition, it contributes to the current debate on classifying by underlying cause vs. all basic death contributions. In particular, all INE Causes of Death Statistics offer data on the basic cause of death and also on all those other diseases that have contributed to death and that the certifying doctor has reported on the medical death certificate (multiple causes). All of them can be considered as advantages.

However, we must highlight a series of limitations, some of which are inherent to the death certificate. In general, it is considered established that many patients with COPD, asthma or other respiratory diseases die with them and not from them.^{9,10}

Explanatory factors are the general population's lack of knowledge about respiratory diseases and the lack of specificity of most respiratory symptoms and signs, compared to other major causes of disease and death, such as cardiovascular or oncological causes. This will require the design of complex long-term strategies, and therefore difficult to implement. However, overestimation should be avoided; Strictly speaking, the COVID-19 clinical care task of the pulmonologist could only be considered directly in deaths

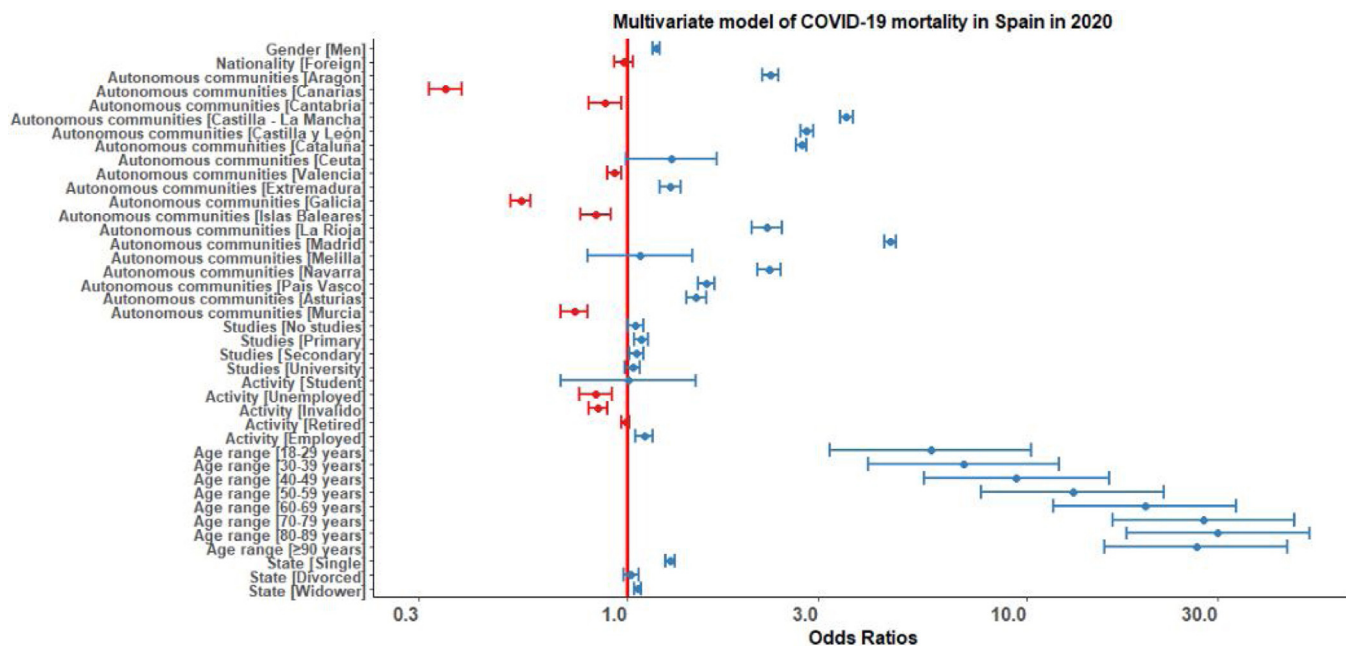


Fig. 3. Forest plot of mortality predictors for COVID-19 in Spain in 2020.

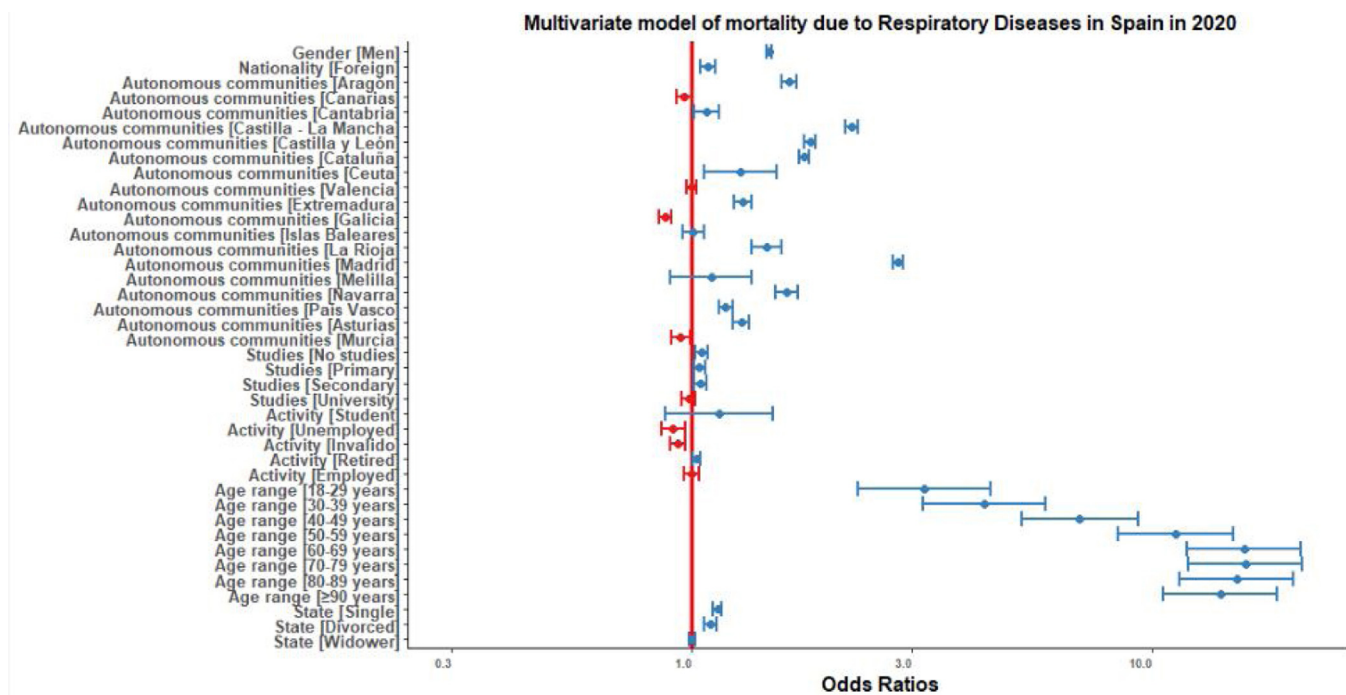


Fig. 4. Forest plot of mortality predictors by diseases of the respiratory system in Spain in 2020.

occurring in the hospital. For example, during the first wave, people who died in residences, or at their homes, did not represent a care burden to pulmonologist. Of course, Pulmonology shares the treatment and management of respiratory patients with Internal Medicine, Primary Care and other specialties. Multisectoral coordination and dialogue should contribute to a better management of these patients.

In the current context, these first available indications point to a marked influence of COVID-19 on general morbidity and mortality.^{15,16} And in Spain, with a relatively ageing population compared even to our European neighbours, the effect could be huge.^{17,18} Although with preliminary data, it has already been estimated that in 2020 in Spain the impact of COVID-19 on life

expectancy may produce a drop of up to two years,¹⁹ although with marked differences according to CC.AA. Subsequent confirmation of these trends by official statistics is required. In addition, a great indirect impact of COVID-19 on health services is expected, since the different waves of the pandemic have been collapsing Primary Care services for months, with fatigue and exhaustion of our Nursing and Medical colleagues in Primary Care, and producing delays (or direct cancellations) in screening and follow-up services for cancer and other diseases; therefore, they will also add morbidity and mortality to other causes of death from non-respiratory diseases. More studies of the impact of the pandemic on respiratory and non-respiratory patients are needed.^{20,21}

Table 4
Odds ratio for diseases of the respiratory system mortality in Spain in 2020, crude and multivariate.

Variable	Category	Crude		Multivariate	
		OR [95% CI]	p-Value ^a	OR [95% CI]	p-Value
Gender	Men	1.44 [1.42–1.46]	<0.001	1.47 [1.45–1.50]	<0.001
	Women	Ref	–	–	–
Nationality	Spanish	Ref	–	–	–
	Foreign	1.33 [1.28–1.38]	<0.001	1.08 [1.04–1.13]	<0.001
Autonomous communities	Andalucía	Ref	–	–	–
	Aragón	1.62 [1.57–1.68]	<0.001	1.63 [1.57–1.68]	<0.001
	Canarias	0.96 [0.92–1.00]	0.055	0.96 [0.93–1.01]	0.086
	Cantabria	1.08 [1.02–1.15]	0.011	1.08 [1.01–1.15]	0.017
	Castilla La Mancha	2.23 [2.17–2.30]	<0.001	2.23 [2.16–2.30]	<0.001
	Castilla y León	1.82 [1.77–1.87]	<0.001	1.81 [1.76–1.86]	<0.001
	Cataluña	1.74 [1.70–1.78]	<0.001	1.75 [1.71–1.80]	<0.001
	Ceuta	1.24 [1.04–1.49]	0.018	1.28 [1.07–1.53]	0.008
	Valencia	1.00 [0.97–1.03]	0.887	1.00 [0.97–1.03]	0.985
	Extremadura	1.31 [1.26–1.34]	<0.001	1.30 [1.24–1.35]	<0.001
	Galicia	0.89 [0.86–0.91]	<0.001	0.88 [0.85–0.90]	<0.001
	Islas Baleares	1.00 [0.95–1.06]	0.839	1.01 [0.96–1.07]	0.745
	La Rioja	1.48 [1.37–1.59]	<0.001	1.46 [1.36–1.57]	<0.001
	Madrid	2.76 [2.69–2.82]	<0.001	2.81 [2.75–2.88]	<0.001
	Melilla	1.04 [0.85–1.28]	0.679	1.10 [0.90–1.35]	0.347
	Navarra	1.62 [1.53–1.71]	<0.001	1.61 [1.52–1.70]	<0.001
	País Vasco	1.19 [1.15–1.23]	<0.001	1.19 [1.15–1.23]	<0.001
Asturias	1.28 [1.23–1.34]	<0.001	1.28 [1.23–1.33]	<0.001	
Murcia	0.94 [0.90–1.00]	0.013	0.95 [0.90–0.99]	0.020	
Studies	Professional training	Ref	–	–	–
	No studies	0.90 [0.86–0.92]	<0.001	1.05 [1.02–1.08]	0.004
	Primary	1.00 [0.97–1.03]	0.894	1.04 [1.01–1.07]	0.010
	Secondary	1.02 [0.99–1.05]	0.153	1.04 [1.01–1.08]	0.006
	University	1.07 [1.03–1.11]	<0.001	0.99 [0.95–1.02]	0.430
Activity	Another situation	Ref	–	–	–
	Student	0.50 [0.39–0.65]	<0.001	1.15 [0.88–1.50]	0.313
	Unemployed	0.88 [0.83–0.93]	<0.001	0.91 [0.86–0.97]	0.003
	Invalid	0.99 [0.95–1.02]	0.357	0.93 [0.89–0.97]	<0.001
	Retired	1.35 [1.33–1.37]	<0.001	1.02 [1.01–1.04]	0.015
	Employed	1.02 [0.99–1.06]	0.189	1.00 [0.96–1.04]	0.932
Age range	<18 years	Ref	–	–	–
	[18–29 years]	2.98 [2.14–4.14]	<0.001	3.20 [2.29–4.46]	<0.001
	[30–39 years]	3.72 [2.75–5.04]	<0.001	4.32 [3.18–5.87]	<0.001
	[40–49 years]	5.87 [4.40–7.81]	<0.001	6.97 [5.18–9.32]	<0.001
	[50–59 years]	9.45 [7.12–12.54]	<0.001	11.28 [8.48–15.02]	<0.001
	[60–69 years]	13.60 [10.26–18.03]	<0.001	15.90 [11.95–21.14]	<0.001
	[70–79 years]	13.89 [10.45–18.41]	<0.001	15.98 [12.02–21.24]	<0.001
	[80–89 years]	12.76 [9.63–16.90]	<0.001	15.29 [11.50–20.32]	<0.001
	[≥90 years]	11.48 [8.66–15.21]	<0.001	14.10 [10.61–18.74]	<0.001
Marital status	Married	Ref	–	–	–
	Single	0.94 [0.93–0.96]	<0.001	1.14 [1.11–1.16]	<0.001
	Divorced	0.99 [0.97–1.02]	0.707	1.10 [1.07–1.14]	<0.001
	Widowed	0.85 [0.84–0.86]	<0.001	1.00 [1.00–1.02]	0.798

^a Significant differences ($p < 0.05$) are indicated by bold text.

Two years after its appearance, the current pandemic is revolutionizing clinical practice and changing Public Health in Spain and in the world, and poses an enormous challenge for policy makers and managers who have to decide when and what mitigation strategies to implement in the population, with obvious consequences in the medium- and long-term on health and the economy.²² The trouble that COVID-19 poses to health systems in general must also be considered as an opportunity,^{23,24} a new challenge^{22,25}; and allow us to better prepare both for future pandemics and to face the greater challenge of chronicity.^{26,27}

It should be noted that the diseases of the respiratory “system” in the current classification of the WHO (and any competent national bodies) do not fully reflect the reality of all diseases of the respiratory system, and do not include conditions that are part of the day-to-day care of patients from pulmonologists, such as tuberculosis, lung cancer or COVID-19, among others. A dialogue to try to correct and interpret well future statistics is necessary.

We conclude that the emergence of COVID-19 as the leading cause of death in 2020 in Spain has changed population health and the relative distribution of causes of death from respiratory dis-

eases compared to previous years. The high population burden of respiratory diseases in Spain is confirmed, and it is aggravated by the COVID-19 pandemic.

Conflict of interest

The authors declare no conflict of interest.

Acknowledgments

The authors thank Margarita García-Ferrulo and Rosario González-García, from the S.G. de Estadísticas Sociales Sectoriales, Instituto Nacional de Estadística, for their help in obtaining the database and their methodological contributions. Laura Moreno is a 6th-year student at the Faculty of Medicine, University of the Balearic Islands, in Palma, doing her final degree project on COVID-19.

References

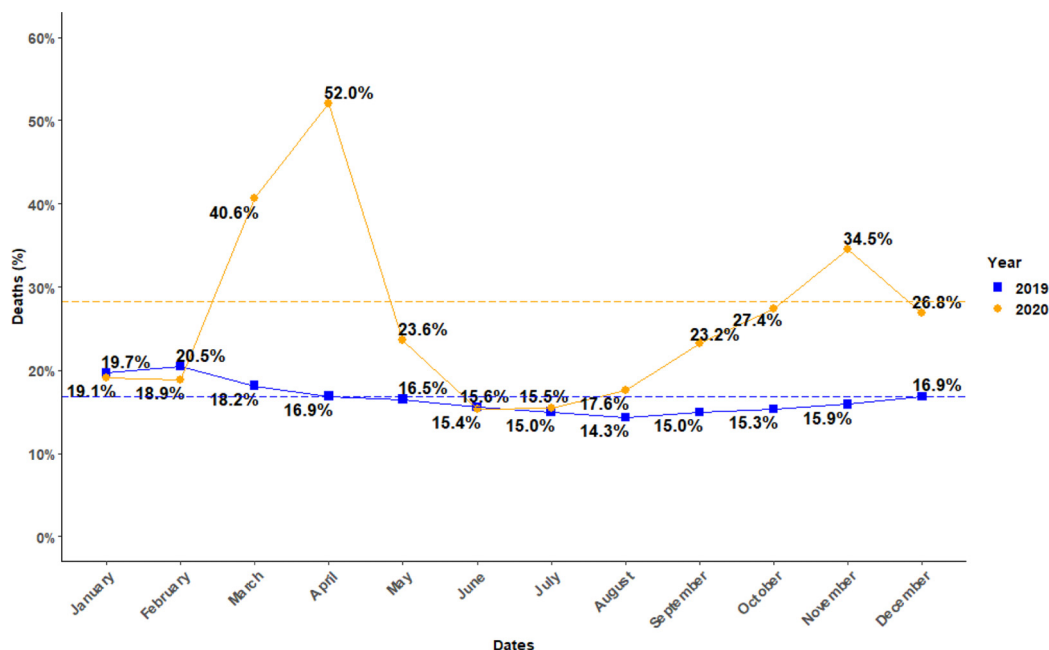


Fig. 5. Time series (by calendar month) of mortality (crude %) by diseases of the respiratory system in 2020 compared to 2019.

- GBD Chronic Respiratory Disease Collaborators. Prevalence and attributable health burden of chronic respiratory diseases, 1990–2017: a systematic analysis for the Global Burden of Disease Study 2017. *Lancet Respir Med.* 2020;8:585–96, [http://dx.doi.org/10.1016/S2213-2600\(20\)30105-3](http://dx.doi.org/10.1016/S2213-2600(20)30105-3). PMID: 32526187.
- Gallus S, Lugo A, Liu X, Behrakis P, Boffi R, Bosetti C, et al., TackSHS Project Investigators. Who smokes in Europe? Data from 12 European countries in the TackSHS survey (2017–2018). *J Epidemiol.* 2021;31:145–51, <http://dx.doi.org/10.2188/jea.JE20190344> [Epub 2020 April 4].
- Soriano JB, Rojas-Rueda D, Alonso J, Antó JM, Cardona PJ, Fernández E, et al. The burden of disease in Spain: results from the global burden of disease 2016. *Med Clin (Barc).* 2018;151:171–90, <http://dx.doi.org/10.1016/j.medcli.2018.05.011>. PMID: 30037695.
- Lazarus J, et al, on behalf of Global Burden of Disease 2019 Collaborators Spain. Health and sustainable development goal gains in Spain, 1990–2019 and forecasts to 2030: a national country analysis of the global burden of disease study 2019. *Nature Comm.* 2022 [in press].
- Libro Blanco: La Neumología en España. Dirección General: Pilar de Lucas Ramos. ISBN: 978-84-944106-2-8 Dep. Legal: B 15359-2015 Editado y coordinado por RESPIRA-Fundación Española del Pulmón-SEPAR; 2015.
- Lodenkemper R, Gibson GJ, Sibille Y. *European Lung White Book. The first comprehensive survey on respiratory health in Europe.* Lausanne: European Respiratory Society, European Lung Foundation; 2003.
- Schluger NW, Koppaka R. Lung disease in a global context. A call for public health action. *Ann Am Thorac Soc.* 2014;11:407–16, <http://dx.doi.org/10.1513/AnnalsATS.201312-420PS>. PMID: 24673697.
- Soriano JB, Soriano C, Fernández E. Medicina respiratoria planetaria. *Arch Bronconeumol.* 2017;53:297–9, <http://dx.doi.org/10.1016/j.arbres.2016.10.016> [Epub 2016 December 13]. PMID: 27979636.
- Hansell AL, Walk JA, Soriano JB. What do chronic obstructive pulmonary disease patients die from? A multiple cause coding analysis. *Eur Respir J.* 2003;22:809–14, <http://dx.doi.org/10.1183/09031936.03.00031403>. PMID: 14621089.
- Burney P, Jarvis D, Perez-Padilla R. The global burden of chronic respiratory disease in adults. *Int J Tuberc Lung Dis.* 2015;19:10–20, <http://dx.doi.org/10.5588/ijtld.14.0446>. PMID: 25519785.
- Lista reducida de causas de muerte CIE-10 y su correspondencia con la CIE-9. INE. Available at: https://www.ine.es/daco/daco42/sanitarias/lista_reducida_CIE10.pdf [accessed 17.12.21].
- Causa básica de defunción. INE. Available at: <https://www.ine.es/dynt3/inebase/es/index.htm?padre=8273&capsel=8275> [accessed 17.12.21].
- Emergencies preparedness, response. Pneumonia of unknown cause – China. Available at <https://www.who.int/csr/don/05-january-2020-pneumonia-of-unknown-cause-china/en/> [accessed 5.01.20].
- Soriano JB, Infante A. Epidemiology: global spread, risk factors for disease incidence, severity and mortality. In: Fabre A, Hurst JR, Ramjug S, editors. COVID-19 (ERS monograph). Sheffield: European Respiratory Society; 2021. p. 14–27, <http://dx.doi.org/10.1183/2312508X.10025420>.
- Heuveline P, Tzen M. Beyond deaths per capita: comparative COVID-19 mortality indicators. *BMJ Open.* 2021;11, <http://dx.doi.org/10.1136/bmjopen-2020-042934>, e042934. PMID: 33692179.
- Pifarré I, Arolas H, Acosta E, López-Casasnovas G, Lo A, Nicodemo C, et al. Years of life lost to COVID-19 in 81 countries. *Sci Rep.* 2021;11:3504, <http://dx.doi.org/10.1038/s41598-021-83040-3>. PMID: 33603008.
- Kowall B, Standl F, Oesterling F, Brune B, Brinkmann M, Dudda M, et al. Excess mortality due to Covid-19? A comparison of total mortality in 2020 with total mortality in 2016 to 2019 in Germany, Sweden and Spain. *PLoS ONE.* 2021;16, <http://dx.doi.org/10.1371/journal.pone.0255540>, e0255540. eCollection 2021. PMID: 34343210.
- Islam N, Jdanov DA, Shkolnikov VM, Khunti K, Kawachi I, White M, et al. Effects of covid-19 pandemic on life expectancy and premature mortality in 2020: time series analysis in 37 countries. *BMJ.* 2021;375, <http://dx.doi.org/10.1136/bmj-2021-066768>, e066768. PMID: 34732390.
- Trias-Llimós S, Riffe T, Bilal U. Monitoring life expectancy levels during the COVID-19 pandemic: example of the unequal impact of the first wave on Spanish regions. *PLoS ONE.* 2020;15, <http://dx.doi.org/10.1371/journal.pone.0241952>, e0241952. eCollection 2020. PMID: 33152009.
- Signes-Costa J, Núñez-Gil IJ, Soriano JB, Arroyo-Espliguero R, Eid CM, Romero R, et al., HOPE COVID-19 Investigators. Prevalence and 30-day mortality in hospitalized patients with covid-19 and prior lung diseases. *Arch Bronconeumol.* 2021;57:13–20, <http://dx.doi.org/10.1016/j.arbres.2020.11.012>. Epub 2020 December 16. PMID: 34629634.
- Posso M, Comas M, Román M, Domingo L, Louro J, González C, et al. Comorbidities and mortality in patients with COVID-19 aged 60 years and older in a University Hospital in Spain. *Arch Bronconeumol (Engl Ed).* 2020;56:756–8, <http://dx.doi.org/10.1016/j.arbres.2020.06.012> [Epub 2020 July 16]. PMID: 32782092.
- Muller JE, Nathan DG. COVID-19, nuclear war, and global warming: lessons for our vulnerable world. *Lancet.* 2020;395(10242):1967–8, [http://dx.doi.org/10.1016/S0140-6736\(20\)31379-9](http://dx.doi.org/10.1016/S0140-6736(20)31379-9) [Epub 2020 June 12]. PMID: 32539935.
- Izquierdo Alonso JL, Rodríguez González-Moro JM. Pneumology in the Days of COVID-19. *Arch Bronconeumol.* 2020;56 Suppl 2:1–2, <http://dx.doi.org/10.1016/j.arbres.2020.05.017> [Epub 2020 May 31]. PMID: 32586707.
- Casan Clará P, Martínez González C. La neumología pos-COVID-19. *Arch Bronconeumol.* 2020;56 Suppl 2:3–4, <http://dx.doi.org/10.1016/j.arbres.2020.05.009> [Epub 2020 June 18]. PMID: 32564946.
- Barreiro E, Jiménez C, García de Pedro J, Ramírez Prieto MT. COVID-19 y la neumología del siglo XXI: ¿reto u oportunidad? *Arch Bronconeumol.* 2020;56:411–2, <http://dx.doi.org/10.1016/j.arbr.2020.05.002> [Epub 2020 May 28]. PMID: 34025000.
- Van Kerkhove MD, Ryan MJ, Ghebreyesus TA. Preparing for “Disease X”. *Science.* 2021;374:377, <http://dx.doi.org/10.1126/science.abm7796> [Epub 2021 October 13]. PMID: 34643114.
- Vollset SE, Goren E, Yuan CW, Cao J, Smith AE, Hsiao T, et al. Fertility, mortality, migration, and population scenarios for 195 countries and territories from 2017 to 2100: a forecasting analysis for the Global Burden of Disease Study. *Lancet.* 2020;396:1285–306.