

# Do early interventions prevent PTSD? A systematic review and meta-analysis of the safety and efficacy of early interventions after sexual assault

Veerle Oosterbaan<sup>a</sup>, Milou L. V. Covers<sup>a</sup>, Iva A. E. Bicanic<sup>a</sup>, Rafaële J. C. Huntjens<sup>b</sup> and Ad de Jongh<sup>c,d,e,f</sup>

<sup>a</sup>National Psychotrauma Center for Children and Youth, University Medical Center Utrecht, Utrecht, The Netherlands; <sup>b</sup>Department of Experimental Psychotherapy & Psychopathology, University of Groningen, Groningen, The Netherlands; <sup>c</sup>Department of Social Dentistry and Behavioral Sciences, Academic Centre for Dentistry Amsterdam (ACTA), University of Amsterdam and Vrije Universiteit Amsterdam, Amsterdam, The Netherlands; <sup>d</sup>Psychotrauma Expertise Center (PSYTREC), Bilthoven, The Netherlands; <sup>e</sup>Institute of Health and Society, University of Worcester, Worcester, UK; <sup>f</sup>Queen's University Belfast, Belfast, Northern Ireland, UK

## ABSTRACT

**Objective:** To review the safety and efficacy of early interventions after sexual assault in reducing or preventing posttraumatic stress disorder (PTSD).

**Method:** Systematic searches were performed on studies (1980–2018) that examined the efficacy of interventions for PTSD within 3 months after sexual assault.

**Results:** The review identified 7 studies ( $n = 350$ ) with high risk of bias that investigated 5 interventions. Only two studies reported on safety. Contact with the authors of six studies provided no indications for the occurrence of adverse events. Two studies reported the efficacy using PTSD diagnosis as dependent variable but found no difference between groups. All studies reported on efficacy using PTSD severity as dependent variable. For the meta-analysis, 4 studies ( $n = 293$ ) were included yielding significantly greater reductions of PTSD severity than standard care at 2 to 12 months follow-up ( $g = -0.23$ , 95% CI  $[-0.46, 0.00]$ ), but not at 1 to 6 weeks post-intervention ( $g = -0.28$ , 95% CI  $[-0.57, 0.02]$ ). The heterogeneity of the interventions precluded further analyses.

**Discussion:** Findings suggest that early interventions can lead to durable effects on PTSD severity after sexual assault. However, due to limited availability of data, it is impossible to draw definite conclusions about safety and efficacy of early interventions, and their potential to prevent PTSD.

## ¿Las Intervenciones Tempranas previenen TEPT? Una revisión sistemática y meta-análisis sobre la seguridad y eficacia de Intervenciones Tempranas tras Abuso Sexual

**Objetivo:** revisar la seguridad y eficacia de intervenciones tempranas tras abuso sexual para reducir o prevenir trastorno de estrés postraumático (TEPT).

**Método:** se realizaron búsquedas sistemáticas sobre estudios (1980-2018) que examinaron la eficacia de intervenciones para TEPT dentro de 3 meses tras un abuso sexual.

**Resultados:** la revisión identificó 7 estudios ( $n=350$ ) con alto riesgo de sesgos, que investigaron 5 intervenciones. Sólo 2 estudios reportaron sobre seguridad. El contacto con los autores de 6 estudios no proporcionó indicios de ocurrencia de eventos adversos. Dos estudios reportaron la eficacia de usar el diagnóstico de TEPT como una variable dependiente, pero no encontraron diferencias entre los grupos. Todos los estudios reportaron sobre eficacia usando la severidad de TEPT como variable dependiente. Para el meta-análisis, 4 estudios ( $n=293$ ) fueron incluidos, brindando reducciones significativamente mayores de la severidad de TEPT que el cuidado estándar a los 2 y 12 meses de seguimiento ( $g=-0.23$ , 95% IC  $[-0.46, 0.00]$ ), pero no respecto a 1 y 6 semanas post-intervención ( $g=-0.28$ , 95% IC  $[-0.57, 0.02]$ ). La heterogeneidad de las intervenciones impidió mayores análisis.

**Discusión:** los hallazgos sugieren que las intervenciones tempranas pueden llevar a efectos duraderos sobre la severidad de TEPT tras abuso sexual. Sin embargo, debido a la disponibilidad limitada de los datos, es imposible sacar conclusiones definitivas sobre la seguridad y eficacia de las intervenciones tempranas, y su potencial para prevenir TEPT.

## 早期干预能够预防PTSD吗？一项关于性侵害后早期干预安全性和有效性的系统综述和元分析

**目的：**探讨性侵害后早期干预在减少或预防创伤后应激障碍（PTSD）中的安全性和有效性。

**方法：**系统检索了1980-2018年间考查了针对性侵害后3个月内PTSD干预措施有效性的研究。

**结果：**本综述识别出考查了5种干预措施的7项研究（ $n = 350$ ）具有高偏差风险。只有2项研究报告了安全性。与6项研究的作者进行的联系没有提供不良事件发生的指征。两项研

## ARTICLE HISTORY

Received 20 February 2019

Revised 30 September 2019

Accepted 7 October 2019

## KEYWORDS

Sexual assault; posttraumatic stress disorder; prevention; early intervention; safety; meta-analysis

## PALABRAS CLAVE

abuso sexual; violación; trastorno de estrés postraumático; prevención; intervención temprana; seguridad; meta-análisis; revisión sistemática

## 关键词

性侵害; 强奸; 创伤后应激障碍; 预防; 早期干预; 安全性; 元分析; 系统综述

## HIGHLIGHTS

- Seven studies have investigated early interventions post-rape.
- The studies have a highly diverse design and a high risk of bias.
- There is little data on safety and the prevention of posttraumatic stress disorder.
- Early intervention can potentially reduce the severity of posttraumatic stress disorder.

究报告了使用PTSD诊断作为因变量的有效性，但未发现组间差异。所有研究都报告了使用PTSD严重程度作为因变量的有效性。对于元分析，入组了4项研究（ $n = 293$ ），发现在2至12个月内的追踪调查中PTSD严重程度的降低明显强于标准护理（ $g = -0.23$ , 95%CI [-0.46, 0.00]），但在干预后1至6周内则无此效应（ $g = -0.28$ , 95%CI [-0.57, 0.02]）。干预措施的异质性妨碍了进一步的分析。

讨论：研究结果表明，早期干预可以对性侵害后PTSD严重程度产生持久影响。但是，由于数据的可用性有限，不可能就早期干预措施的安全性和有效性以及它们预防PTSD的潜力得出明确的结论。

Sexual assault or rape is a highly common trauma with an estimated lifetime prevalence of up to 10% (Benjet et al., 2016; FRA (European Union Agency for Fundamental Rights), 2015; Kessler, Sonnega, Bromet, Hughes, & Nelson, 1995). In the aftermath of sexual assault 30–50% of rape victims develop posttraumatic stress disorder (PTSD; e.g. Elklit & Christiansen, 2010; Kessler et al., 1995; Möller, Bäckström, Söndergaard, & Helström, 2014; Rothbaum, Foa, Riggs, Murdock, & Walsh, 1992; Steenkamp, Dickstein, Salters-Pedneault, Hofmann, & Litz, 2012; Zinzow et al., 2012), with a mean duration of 9 years and 2 months (Kessler et al., 2017). PTSD has marked consequences on victims' social, interpersonal, and occupational functioning (Perilloux, Duntley, & Buss, 2012). Given the high prevalence of sexual assault and its severe and long-lasting consequences, there is a great need for effective interventions after sexual assault.

An important issue that arises in developing and implementing such interventions is their timing. PTSD symptoms usually stabilize at 3-months post-trauma (American Psychiatric Association [APA], 2013). As such, late intervention can be defined as any treatment applied 3 months or more post-trauma. The effectiveness of late interventions is well documented by systematic reviews (Regehr, Alaggia, Dennis, Pitts, & Saini, 2013; Vickerman & Margolin, 2009) and these are integrated into international treatment guidelines (APA, 2017; International Society for Traumatic Stress Studies Guidelines Committee [ISTSS], 2018; National Health and Medical Research Council [NHMRC], 2013; National Institute for Health and Care Excellence [NICE], 2018; World Health Organization [WHO], 2013, 2017). Nonetheless, these interventions are not effective for all victims of sexual assault. In a systematic review of rape intervention research, Vickerman and Margolin (2009) reported that in all these intervention studies at least one-third of victims remained symptomatic at post-treatment follow-up. As such, it seems important to develop early interventions, defined as interventions within 3 months after the sexual assault, aimed at preventing PTSD.

As a matter of fact, there are solid arguments in favour of early interventions. Foremost, availability of

effective early interventions could reduce the significant portion of sexual assault victims that currently goes on to develop PTSD and is burdened for many years after. Prevention of PTSD could also reduce the risk of comorbid problems such as substance dependence, depression, anxiety, and suicidality (Galatzer-Levy, Nickerson, Litz, & Marmar, 2013). A second argument in favour of early intervention is economics. Sexual assault is a notable economic burden for society. For example, the cost of adult rape victims in the USA in 2014 was more than 3.1 trillion dollars, allocating more than 2 trillion dollars to the costs of victims' mental health problems (Peterson, DeGue, Florence, & Lokey, 2017). Thus, early intervention might reduce these costs. A third argument concerns the access to victims. The early stages after sexual assault provide unique access to these victims when they contact rape crisis centres, present themselves at hospitals for forensic examinations, or receive medical care for physical injuries and/or preventative measures for sexually transmitted diseases and pregnancy (Miller, Cranston, Davis, Newman, & Resnick, 2015; Price, Davidson, Ruggiero, Acierno, & Resnick, 2014). Hence, early intervention in a multidisciplinary setting can reach the many victims who otherwise do not seek help for the psychological sequelae of sexual assault until years later (Ahrens, Campbell, Ternier-Thames, Wasco, & Sefl, 2007; Ullman, 2007; Walsh, Banyard, Moynihan, Ward, & Cohn, 2010).

In line with these arguments, international treatment guidelines on PTSD also recommend intervention for those with severe posttraumatic stress symptoms, as well as psychological monitoring for those with mild posttraumatic stress symptoms immediately post-trauma (APA, 2017; ISTSS, 2018; NHMRC, 2013; NICE, 2018; WHO, 2013, 2017). The most recent treatment guidelines further acknowledge that there is emerging evidence for the prevention of PTSD with single session EMDR therapy, debriefing supplemented with cohesion training exercises, brief dyadic therapy and self-guided internet-based interventions (ISTSS, 2018). Nevertheless, these guidelines acknowledge that the level of evidence for these recommendations is low. One meta-analysis that examined the efficacy of early intervention in victims of varied forms of trauma found that the effectiveness of early intervention is not superior to

no intervention in reducing PTSD symptoms, nor in preventing the development of PTSD (Roberts, Kitchiner, Kenardy, & Bisson, 2009). However, these findings may not be applicable to sexual assault victims, as they comprise a subset of trauma victims who are at the highest risk of developing PTSD. In fact, the World Mental Health Surveys reported that 30% of rape victims developed PTSD compared to 4% of all trauma-exposed individuals (Kessler et al., 2017). Dworkin and Schumacher (2016) conducted a systematic review of post-rape help-seeking behaviour and posttraumatic stress and reported that some studies suggest that early psychological intervention could reduce the risk of posttraumatic stress.

It is important to note that to date, no meta-analysis or (systematic) review has been conducted on the safety and efficacy of data specifically pertaining to early interventions after sexual trauma. The cause of this lack of research may lie in a number of arguments that have been raised against the application of early interventions. Firstly, post-traumatic stress symptoms are likely to regress naturally during the first 3 months after sexual assault. For example, up to 94% meets the criteria (aside from the criterion of symptom duration) for a PTSD diagnosis 1 week following sexual assault, while only 45–48% meets these criteria after 3 months (Elklit & Christiansen, 2010; Rothbaum et al., 1992; Steenkamp et al., 2012). Secondly, mental health treatments are time-intensive as well as expensive whereas mental health professionals are scarce. Therefore, some scholars regard it an unnecessary use of valuable resources to intervene at an earlier stage (McNally, Bryant, & Ehlers, 2003), and recommend that interventions should be postponed until PTSD has developed and can be determined. Thirdly, and probably most important, meta-analyses of controlled studies on the effectiveness of psychological debriefing immediately post-trauma have found the use of early intervention ineffective or even harmful (Rose, Bisson, Churchill, & Wessely, 2002; Van Emmerik, Kamphuis, Hulsbosch, & Emmelkamp, 2002), resulting in debate about the safety of early interventions (Litz, Gray, Bryant, & Adler, 2006).

Examining the impact of early interventions on PTSD is important for the development of treatment directives and clinical decision-making. To determine whether early interventions after sexual assault – other than psychological debriefing – should be implemented, we conducted a systematic literature review and meta-analyses to synthesize the existing evidence on early interventions after sexual assault and to determine their safety, efficacy in preventing PTSD. It was hypothesized that early intervention would be safe and efficacious in preventing PTSD and reducing PTSD symptom severity.

## 1. Methods

This systematic literature review is conducted according to the guidelines of the Cochrane Handbook for Systematic Reviews of Interventions (Higgins & Green, 2011) and reported following the PRISMA Statement (Liberati et al., 2009).

### 1.1. Criteria for the selection of studies

#### 1.1.1. Types of studies

For the current review, any type of intervention study was eligible. Both randomized and non-randomized trials were considered. Studies had to be reported in English or Dutch.

#### 1.1.2. Types of participants

The studies should include participants that experienced a sexual trauma within 3 months prior to the intervention. Sexual trauma was defined as any type of nonconsensual sexual activity including oral, vaginal or anal penetration or any other type of sexual assault. Three months were chosen as a timeframe for an early intervention because PTSD symptoms usually begin within that timeframe (APA, 2013). Studies were also excluded if participants were younger than 16 years old because trauma responses including PTSD are expressed differently in children (APA, 2013).

#### 1.1.3. Types of intervention

Any type of intervention aimed at treating or preventing posttraumatic stress was eligible with the exception of psychological debriefing. Psychological debriefing was excluded because it has been found detrimental to the treatment of sexual assault victims as evidenced by Rose et al. (2002) in a Cochrane review on psychological debriefing for preventing PTSD.

#### 1.1.4. Types of outcome

Finally, studies were eligible for inclusion if they measured the outcome of the intervention in terms of PTSD symptom decrease or meeting the criteria of a PTSD diagnosis. This could be either a primary or secondary outcome measure of the study and could be reported as any statistical parameter.

### 1.2. Search methods for identification of studies

For this literature review, systematic searches were performed of the following databases: MEDLINE, Embase, CINAHL, PsycINFO, the Social Sciences Citation Index and the Cochrane database. The full search strategies for each database can be found in [Appendix A](#). Boolean operators were used to create search strings searching for studies about sexual

trauma, intervention or prevention, and PTSD. Each search string included a concept to exclude studies targeting children or childhood sexual abuse, using the search term ‘child\*’. The search strings were limited to include records published from 1 January 1980 because PTSD did not exist as a diagnosis in the Diagnostic and Statistical Manual of Mental Disorders (DSM) before 1980 (APA, 1968). The search was executed on 30 April 2018.

Meta-analyses and systematic reviews were only excluded at the full-text assessment stage. Additionally, the references listed in all included studies were reviewed as well as the articles listed as citing the included studies in Google Scholar.

### 1.3. Data collection and analysis

#### 1.3.1. Methods for the selection of studies

The search results from the different databases were merged in Rayyan, a website for systematic reviews (Ouzzani, Hammady, Fedorowicz, & Elmagarmid, 2016), and duplicate records were removed. The first two review authors independently screened titles and abstracts of the remaining records to identify those that needed to be examined in full-text. This resulted in 2.9% disagreement between authors, which was resolved by discussion. Both authors also independently assessed the full-text reports on the eligibility criteria. The 4% disagreement was solved by discussion and usually stemmed from inaccuracy from either one of the authors.

#### 1.3.2. Data extraction and management

Both authors independently extracted the relevant data from the included studies which pertained to details of the studies’ setting, eligibility criteria, procedure of randomization and blinding, participant characteristics, outcome measures, follow-up, results, analysis, drop-out rates, reasons for drop-out, (serious) adverse events, and main conclusion and topics of discussion. Minor disagreements about randomization and drop-out rates were solved by discussion.

#### 1.3.3. Data analysis

For each study, the first two review authors independently assessed the risk of bias using the Cochrane tool of Bias. A qualitative synthesis was conducted by comparing the included studies on the extracted data. Two meta-analyses were conducted to analyse the effect of early intervention compared to standard care on PTSD symptom severity at first post-treatment assessment and longest follow-up. Because the studies utilized different instruments to measure PTSD, the standardized mean differences (i.e., Hedges’ *g*) were calculated. Due to clinical heterogeneity in interventions, measures and timing of measurements, random effects models were chosen.

Resnick et al. (2007) and Miller et al. (2015) reported means and standard deviations separately for victims with and without prior rape history. However, prior rape history was not of interest for the present study. Therefore, the means and standard deviations in the intervention and control groups of all rape victims were calculated by pooling the standard deviations and means of those with and without prior rape history. Review Manager (2014) was used to conduct the meta-analyses and to produce the forest plots as well as the summary graph of the risk of bias.

## 2. Results

### 2.1. Results of the search

Figure 1 depicts a flowchart of the search process. Ultimately, seven studies reported in nine records met the eligibility criteria and were included in the qualitative synthesis presented in this review. The study reported by Resnick et al. (2007) was preliminarily reported by Resnick, Acierno, Holmes, Kilpatrick, and Jager (1999) and Resnick, Acierno, Kilpatrick, and Holmes (2005). Because the longest follow-up of the largest population is reported in Resnick et al. (2007), this record was used in the qualitative synthesis of this review.

### 2.2. Included studies

The seven included studies were all reported in English. Table 1 shows an overview of the characteristics of these studies.

#### 2.2.1. Setting

The studies were conducted in high-income countries, generally among individuals seeking medical, forensic or psychological care/examination.

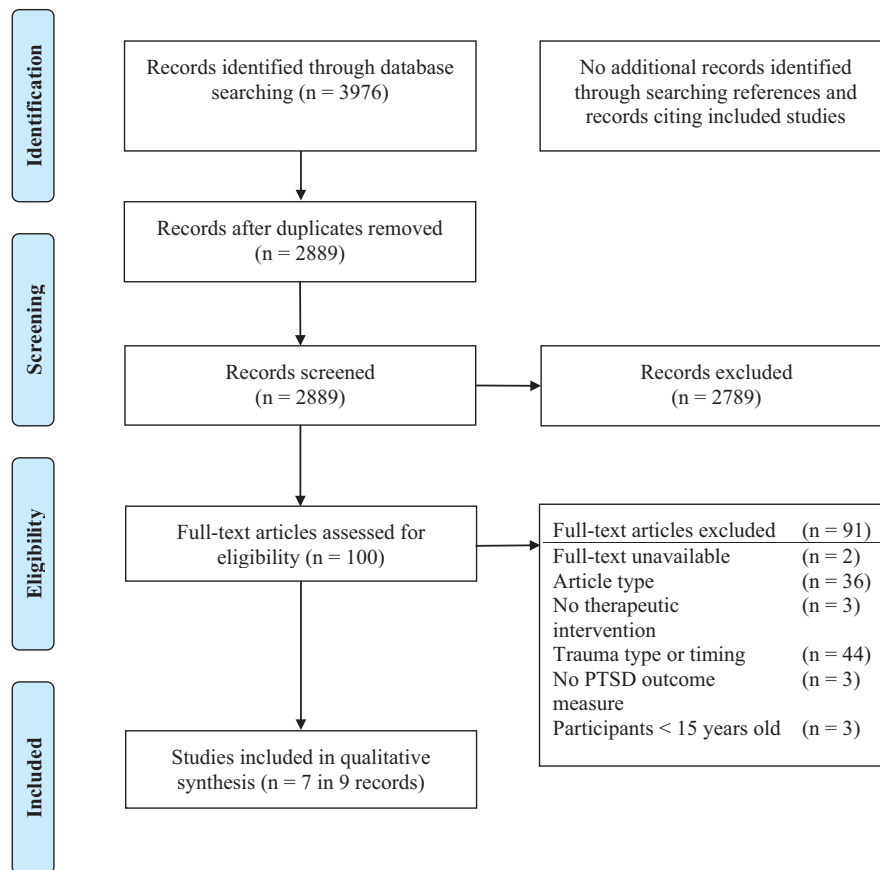
#### 2.2.2. Participants

The studies exclusively included sexual assault victims, except for Rothbaum et al. (2012), who recruited all participants presenting at a hospital emergency department but reported results of rape victims separately. Sexual assault was generally not further defined, meaning it could include, but was not limited to, unwanted oral, anal, or vaginal penetration. The inclusion period ranged from 72 h through 3 months after the assault. The majority of the participants was female. The mean age of the participants in the various studies ranged from 22 years to 33.8 years.

#### 2.2.3. Intervention

The seven studies investigated a multitude of different interventions (Table 1). On average, participants received three-and-a-half sessions in the active trial





**Figure 1.** Flow diagram of the study selection process. PTSD = Posttraumatic stress disorder. Adapted from 'preferred reporting items for systematic reviews and meta-analyses: The PRISMA statement' (Moher, Liberati, Tetzlaff, Altman, & the PRISMA group, 2009).

phase. Two studies of the same research group investigated the addition of a video intervention to a forensic examination. Immediately preceding the forensic examination, Resnick et al. (2007) showed participants a video that was designed to reduce distress during the forensic examination and provide psychoeducation on coping strategies and substance abuse prevention. Using only the psychoeducational and coping strategies components of the video used in the study of Resnick et al. (2007), Miller et al. (2015) showed participants in their intervention group the adapted video immediately after forensic examination.

#### 2.2.4. Control

Four of the seven studies contained a control group in which the participants received standard care. The standard care in the two video intervention studies (Miller et al., 2015; Resnick et al., 2007) consisted of the forensic rape examination accompanied by a rape crisis counsellor, who provided information about the examination and services available in the community. The standard care in the study of Nixon et al. (2016) combined methods ranging from psychoeducation, supportive counselling, problem-solving, interpersonal therapy elements of mindfulness, acceptance and value-based techniques to discussion of thoughts and

feelings. Notably, over the course of the study, participants in the standard care group received more sessions than those receiving cognitive processing therapy. Rothbaum et al. (2012) provided few details about the standard care. However, their control group seemed to receive only medical emergency care, which might be comparable to the standard care of Resnick et al. (2007) and Miller et al. (2015). The two pilot EMDR studies (Tarquinio, Brennstuhl, Reichenbach, Rydberg, & Tarquinio, 2012a; Tarquinio, Schmitt, Tarquinio, Rydberg, & Spitz, 2012b) did not contain a control group and Echeburúa, de Corral, Sarasua, and Zubizarreta (1996) compared two interventions.

#### 2.2.5. Outcome measure

Two studies (Echeburúa et al., 1996; Nixon et al., 2016) reported on the categorical outcome measure of a PTSD diagnosis. PTSD symptom severity was a primary outcome measure of all studies. Miller et al. (2015), Resnick et al. (2007) and Rothbaum et al. (2012) used the PTSD Symptom Scale (PSS) for the DSM-IV and Echeburúa et al. (1996) used the PSS for the DSM-III-Revised (DSM-III-R). Two studies (Tarquinio et al., 2012a, 2012b) used the Impact of Events Scale (IES; Horowitz, Wilner, & Alvarez, 1979), which is a self-report measure of post-trauma intrusions and avoidance symptoms. The hyperarousal dimension of PTSD is not tested in the

Table 1. Characteristics of included studies.

Citation	Country	Setting	N in analysis	Participant characteristics	Main inclusion criteria	Main exclusion criteria	Interventions	Sessions
Echeburúa et al. (1996)	Spain	Seeking treatment at psychological counselling centres	20	Females Age: 22 yrs SD = 6.9	Sexual aggression < 3 months Meeting DSM-III-R criteria for PTSD	Severe mental illness Severe physical illness	Cognitive restructuring, coping skills training and progressive muscular relaxation training vs. progressive muscular relaxation training	5 weekly 60-minute sessions
Resnick et al. (2007)	USA	Seeking forensic examination at an academic medical centre	140	Females Age: 26.1 yrs SD = 9.8	Sexual assault < 72 hours	Severe mental illness Severe physical illness Intoxication	Pre-examination video intervention vs. standard care	Single 17-minute video
Rothbaum et al. (2012)	USA	Public hospital emergency department	47	65% females Age: 31.5 yrs SD NR	Trauma < 72 hours	Intellectual disability Intoxication No memory of event	Modified prolonged exposure session vs. standard care	3 weekly 60-minute sessions
Tarquinio et al. (2012a)	France	Via research centre, family doctor or regional victim aid associations	17 <sup>a</sup>	Females Age: 32.2 yrs SD = 9.1	Sexual trauma 24–72 hours ago First time Filed police complaint	Severe mental illness Severe physical illness Intoxication	Newly integrated EMDR protocol	Single 113-minute session
Tarquinio et al. (2012b)	France	Referral via psychologists of regional victim aid associations	6 <sup>a</sup>	Females Age: 33.8 yrs SD = 7.4	Sexual assault 8–12 weeks ago By intimate partner Filed police complaint No previous similar trauma	Severe mental illness Severe physical illness Intoxication Intellectual disability	Standard EMDR treatment protocol according to Shapiro (2001)	3–4 weekly 60-minute sessions
Miller et al. (2015)	USA	Via specialized nurse examiners at local hospital	69–74 <sup>b</sup>	Females Age: 28.8 yrs SD = 10.5	Sexual assault < 72 hours	Severe mental illness Severe physical illness Intoxication Intellectual disability No memory of event	Postexamination video intervention + standard care vs. standard care	Single 9-minute video
Nixon et al. (2016)	Australia	Seeking treatment at a rape and sexual assault crisis centre	46 <sup>c</sup>	Females Age: 31.3 yrs SD = NR	Rape or sexual assault < 1 month Meeting criteria for ASD	Severe mental illness Intoxication Intellectual disability	Cognitive processing therapy vs. standard care	6 weekly 90-minute sessions

SD = standard deviation, NR = not reported, vs. = versus, DSM-III-R = Diagnostic and Statistical Manual of Mental Disorders third edition revised, ASD = acute stress disorder. <sup>a</sup> Initial sample size and drop-out rates not reported. <sup>b</sup> Depending on follow up. <sup>c</sup> Using multiple imputation by chained equations.

IES. Lastly, Nixon et al. (2016) used the Clinician-Administered PTSD Scale (CAPS), which is a structured clinical interview assessing PTSD symptoms according to DSM-IV criteria.

**2.3. Risk of bias of included studies**

The risk of bias as assessed by the Cochrane Tool of Bias is summarized for each study in Figure 2. Appendix B contains the judgement of the risk of bias of the individual studies. While all five studies comparing different treatment groups claimed to be randomized trials, true randomization only occurred in two of them (Miller et al., 2015; Rothbaum et al., 2012), meaning that the other studies risk selection bias due to quasi-randomization (Higgins & Green, 2011). Furthermore, although blinding participants and personnel in psychological

interventions is impossible, it is possible to blind the outcome assessment. Of the five studies comparing two interventions, only Echeburúa et al. (1996) failed to blind the outcome assessment by having one therapist performing both the therapy and the outcome assessment. Two studies might have been exposed to attrition bias as they reported an as-treated analysis while having significant drop-outs (50–64% in Miller et al. (2015) and 38% in Resnick et al. (2007)). The study of Miller et al. (2015) was the only one that was selective in reporting outcome data. They carried out many analyses between different subgroups of their participants, but only reported exact data of significant differences. Other comparisons were only mentioned in passing: ‘No other statistically significant results were found’ (p.133).

**2.4. Reporting of safety and harms**

None of the studies reported a strategy for collecting or analysing harms-related information. Accordingly, five studies did not report any data on (serious) adverse events (i.e. fatal or life-threatening events, events that require hospitalization or cause invalidity or disability). Rothbaum et al. (2012) and Nixon et al. (2016) appeared to have adopted a passive strategy of the surveillance of harms, as their results sections stated that there were no (serious) adverse events reported. In addition, most studies did not report drop-outs or the reasons for attrition. Nixon et al. (2016) reported that one participant stopped treatment due to life-threatening illness. Additionally, they reported that two participants who received the intervention showed an increase in clinician-reported PTSD symptom severity at some point during the trial, with one participant reporting higher PTSD symptom severity at the 12-month follow-up than at pretreatment. Due to this lack of safety data, we contacted the authors of the studies for further information and received additional information from Echeburúa et al. (1996), Tarquinio et al. (2012a), Tarquinio et al. (2012b), and Resnick et al. (2007). Echeburúa et al. (1996), Tarquinio et al. (2012a), and Tarquinio et al. (2012b) stated not to have applied a predetermined strategy for the surveillance of harms. Resnick et al. (2007) systematically asked victims about their opinion of the helpfulness of the procedures and no participants had found the trial problematic. Furthermore, Echeburúa et al. (1996), Tarquinio et al. (2012a), Tarquinio et al. (2012b), and Resnick et al. (2007) reported that no (serious) adverse events had occurred.

	Random sequence generation (selection bias)	Allocation concealment (selection bias)	Blinding of participants and personnel (performance bias)	Blinding of outcome assessment (detection bias)	Incomplete outcome data (attrition bias)	Selective reporting (reporting bias)
Echeburúa (1996)	-	-	-	-	+	+
Resnick (2007)	-	-	-	+	+	+
Rothbaum (2012)	+	+	-	+	+	+
Tarquinio (2012a)	Only one intervention				?	+
Tarquinio (2012b)	Only one intervention				?	+
Miller (2015)	?	?	-	+	-	-
Nixon (2016)	-	-	-	+	+	+

**Figure 2.** Risk of bias summary of included studies. The minus sign represents a high risk of bias, the plus sign a low risk of bias, and the question mark an unclear risk of bias. Produced using Review Manager (RevMan) [Computer program]. Version 5.3. Copenhagen: The Nordic Cochrane Centre, The Cochrane Collaboration, 2014.

**2.5. Prevention of PTSD diagnosis**

As previously mentioned, two studies reported the efficacy of the interventions on the development of PTSD after sexual assault based upon the presence of a PTSD diagnosis (Echeburúa et al., 1996; Nixon et

al., 2016). When focusing on the difference between groups, Echeburúa et al. (1996) found no difference at any time point in PTSD diagnoses between the group that received cognitive restructuring training and the group that received progressive muscular relaxation training. Similarly, Nixon et al. (2016) found no difference between cognitive processing therapy and standard care in PTSD diagnoses at posttreatment and follow-up.

## 2.6. Reduction of PTSD symptom severity

The results of the within-group and between-group analyses of all studies on PTSD symptom severity are summarized in Table 2.

### 2.6.1. Within-group analyses of intervention

All four studies (Echeburúa et al., 1996; Nixon et al., 2016; Tarquinio et al., 2012a, 2012b) that conducted a within-group analysis reported a significant decrease in PTSD symptom severity across the treatment up until the latest follow-up, the longest of which was 12 months. However, without comparing these results to a control group, this decrease in symptoms cannot be differentiated from natural recovery. The remaining three studies did not report a within-group analysis. For Miller et al. (2015) a within-group hedge's  $g$  was calculated using the reported means and standard deviations of the PSS total symptom scores. This revealed a significant increase in PTSD symptom severity from pretreatment to posttreatment ( $g = 0.90$ , 95% CI = 0.38, 1.41) that was no longer significant from pretreatment to the 2-month follow-up ( $g = 0.47$ , 95% CI = -0.03, 0.97). Rothbaum et al. (2012) and Resnick et al. (2007) did not collect baseline data,

therefore calculating within-group analyses was not possible.

### 2.6.2. Between-group analyses comparing intervention to standard care

Four studies (Miller et al., 2015; Nixon et al., 2016; Resnick et al., 2007; Rothbaum et al., 2012) provided a between-group analysis comparing an intervention to standard care. A meta-analysis of the aggregated data of these four studies did not show a significant effect of early intervention on PTSD symptom severity at the first post-intervention follow-up, as shown in Figure 3. However, at the latest follow-up, early intervention corresponded to significantly lower PTSD severity scores,<sup>1</sup> see Figure 4. No evidence was found for an effect at the first follow-up, ranging from one to 6-weeks post-intervention (random effects) ( $k = 4$ ,  $n = 292$ ,  $g = -0.28$ , 95% CI = -0.57, 0.02). However, a trend in favour of early intervention can be found in all four studies. There was a moderate level of statistical heterogeneity ( $I^2 = 33\%$ ). At the last follow-up, ranging from two to 12-months post-intervention, a modest effect of the early intervention on PTSD symptom severity just reached significance (random effects) ( $k = 4$ ,  $n = 293$ ,  $g = -0.23$ , 95% CI = -0.46, 0.00). There was no statistical heterogeneity ( $I^2 = 0\%$ ).

## 3. Discussion

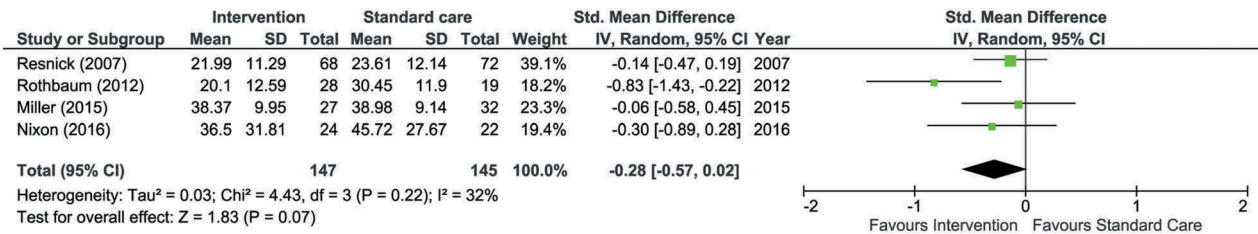
The goal of this study was to review the safety and efficacy of early interventions in reducing or preventing PTSD after sexual assault. The systematic review identified seven studies that met the eligibility criteria. The included studies investigated a range of different

**Table 2.** Effects of interventions of included studies.

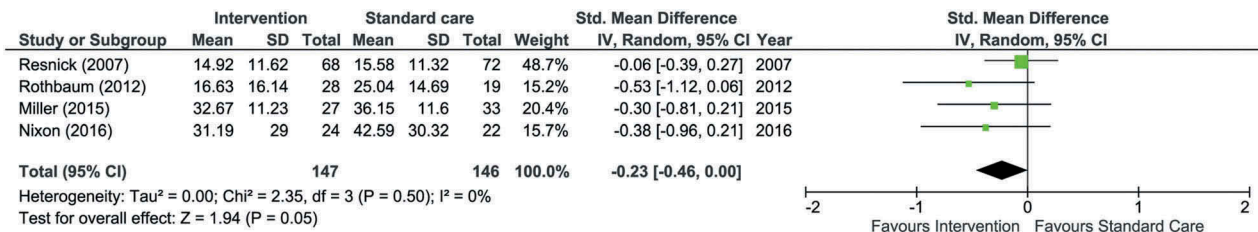
Citation	Follow-up	Outcome measure	Within-group analysis in intervention group	Between-group analysis
Echeburúa et al. (1996)	Posttreatment 1, 3, 6, 12 mth	PSS-I	Significant decrease in PTSD scores in both cognitive restructuring and progressive muscular relaxation groups.	Significantly lower PTSD scores in the cognitive restructuring group than in the progressive muscular relaxation group.
Resnick et al. (2007)	6 wks 6 mth	PSS-SR	No baseline data collected.	No significant difference in PTSD scores between the video intervention and standard care.
Rothbaum et al. (2012)	4, 12 wks	PSS-I	No baseline data reported for rape victims separately.	Significantly lower PTSD scores in the modified prolonged exposure session compared to assessment only.
Tarquinio et al. (2012a)	Pretreatment Posttreatment 4 wks, 6 mth	IES	Significant decrease in PTSD scores in EMDR participants.	Only one intervention, thus no between-group analysis.
Tarquinio et al. (2012b)	Pretreatment Posttreatment	IES	Significant decrease in PTSD scores in EMDR participants.	Only one intervention, thus no between-group analysis.
Miller et al. (2015)	Pretreatment 2 wks, 2 mth	PSS-SR	Significant increase in PTSD scores at 2-wks follow-up, but not at 2-mth follow-up. <sup>a</sup>	No significant difference in PTSD scores between the video intervention and standard care.
Nixon et al. (2016)	Pretreatment 1 wk 3, 6, 12 mth	CAPS	Significant decrease in PTSD scores in the cognitive processing.	Between-group differences remained stable across treatment, indicating that there was no difference between cognitive processing therapy and standard care.

mth = month(s), PSS-I = PTSD Symptom Scale Interview, PTSD = Posttraumatic Stress Disorder, wks = weeks, PSS-SR = PTSD Symptom Scale Self-Report, NR = not reported, IES = Impact of Events Scale, EMDR = Eye Movement Desensitization and Reprocessing, wk = week, CAPS = Clinician-Administered PTSD Scale. <sup>a</sup>Within-group analysis calculated from reported means and standard deviations at pretreatment and follow-up assessments.





**Figure 3.** Forest plot of comparison: intervention versus standard care. Outcome: severity of PTSD symptoms at first follow-up. The first follow-up post-intervention was: for Resnick et al. (2007) six weeks, for Rothbaum et al. (2012) 4 weeks, for Miller et al. (2015) 2 weeks and for Nixon et al. (2016) 1 week. Produced using Review Manager (RevMan) [Computer program]. Version 5.3. Copenhagen: The Nordic Cochrane Centre, The Cochrane Collaboration, 2014.



**Figure 4.** Forest plot of comparison: intervention versus standard care. Outcome: severity of PTSD symptoms at latest follow-up. The latest follow-up was: for Resnick et al. (2007) 6-months post-intervention, for Rothbaum et al. (2012) 12 weeks, for Miller et al. (2015) 2 months and for Nixon et al. (2016) 1 year. Produced using Review Manager (RevMan) [Computer program]. Version 5.3. Copenhagen: The Nordic Cochrane Centre, The Cochrane Collaboration, 2014.

interventions, including EMDR, prolonged exposure, cognitive restructuring, cognitive processing, and a mainly psycho-educational video intervention. Due to this heterogeneity and the small number of studies, the types of interventions could not be examined separately nor compared. The studies were also diverse in research design and timing. The methodological quality of the included studies was mostly low, resulting in a high risk of selection bias.

The results firstly show that there is limited documentation on the safety of early intervention after sexual assault. Most studies did not mention safety at all. The passive surveillance of two studies reported no (serious) adverse events. Nixon et al. (2016) found a significant worsening of PTSD symptoms who received the intervention (i.e., cognitive processing therapy) as indexed by the clinical interview. However, these participants did not self-report a worsening in symptoms. In addition, an increase in PTSD symptom severity was also found in two participants in the control condition which suggests that the most likely explanation for the purported symptom increase is a natural course of symptoms. No serious adverse events were found in any of the trials (excluding Miller et al. (2015) due to lack of information). Thus, we have found no evidence to suggest early interventions after sexual assault are unsafe. However, given the debate about potential harm that can be induced by the application of early interventions for PTSD (e.g. Litz et al., 2006), it is quite noteworthy that none of the studies implemented an

active strategy to identify potential harm or the occurrence of adverse events during the trial, even though such an active strategy is likely to uncover adverse events (Stephens, Talbot, & Routledge, 1998). In light of the negative effects of psychological debriefing (Rose et al., 2002), a focus on safety should be prioritized in early intervention research.

In terms of the prevention of PTSD, early interventions resulted in no fewer PTSD diagnoses than control settings. However, only two studies reported on the differences in post-intervention PTSD diagnosis between groups. The small samples and the heterogeneity of the studies preclude generalization of these findings. With regard to the efficacy of early interventions to reduce PTSD symptom severity, a significant decrease in symptom severity across post-intervention and follow-up was detected in the intervention group of all studies that reported baseline data. Meta-analyses using the data of four studies found no difference at one to 6-weeks post-intervention but revealed that early intervention generated a significantly greater reduction in PTSD symptom severity than standard care at 2–12-months follow-up. In other words, the meta-analyses were unable to find evidence for the efficacy of early intervention on a short term, but did find a trend in favour of early intervention. Additionally, the meta-analysis found evidence for long-term efficacy of the early intervention in reducing the severity of PTSD symptoms.

Although this narrow-scoped review of early intervention after sexual assault has not been conducted previously, similar reviews on the broader scope of early

post-trauma intervention should be considered. For example, in their review on help-seeking behaviour in sexual assault victims, Dworkin and Schumacher (2016) concluded that early psychological treatment may reduce the risk of posttraumatic stress for the first few months. These findings are in line with the results of the current review. In contrast, a Cochrane review by Roberts et al. (2009) found cognitive behavioural therapy and cognitive restructuring to be the most efficacious in preventing PTSD in trauma patients. Our results do not seem to support this finding in a sample of sexual assault victims, because the two included articles that studied interventions with a cognitive element showed mixed results: More specifically, Echeburúa et al. (1996) reported cognitive restructuring to be more effective than relaxation training at 12 months, whereas Nixon et al. (2016) measured no increased efficacy of cognitive reprocessing over standard care. It should be noted that these studies used different control groups, and the findings of two studies are insufficient to reject the finding of Roberts et al. (2009). Still, the inconsistency in findings underlines the importance of examining interventions after sexual assault in homogenous samples.

The studies that were included in this systematic review show noteworthy limitations. Foremost, only seven studies were included in this review, making it difficult to draw reliable conclusions. Additionally, these studies presented methodological and statistical heterogeneity. Particularly, they included a range of interventions, making generalizations on intervention-type unreliable, and had a high risk of bias, which increases the likelihood of a Type I error (Moher et al., 1998). It should also be noted that the included studies presented PTSD symptoms as described by the DSM-III-R or DSM-IV. However, because the current DSM-5 defines PTSD differently by adding the domain of negative cognitions, no generalizations to this definition of PTSD can be made.

In light of these limitations, several implications for future research can be drawn. Foremost, as stated before, the safety of early interventions should be taken into consideration in future trials: Future research should report any adverse events, drop-outs or negative effects within the trial sample and should adopt active strategies to detect them. In addition, to determine the efficacy of early intervention in preventing PTSD diagnosis, future efficacy trials should report the prevalence of PTSD diagnosis as well as PTSD symptoms. Furthermore, future research needs to resolve differences in the wide variety of study designs in order to determine the most efficacious type, timing and length of intervention. In doing so, a focus on high quality of design is crucial to reduce the risk of bias. Lastly, future research should compare the effect of early interventions to the effect of standard treatment at a later point in time. Considering the previously

stated arguments in favour of early intervention, this type of research should extend beyond the effect on PTSD, and include comorbid psychopathology, cost-effectiveness, and the accessibility for victims of sexual assault.

In conclusion, the findings of this review and meta-analyses suggest that early interventions can lead to durable effects on PTSD symptom severity reduction after sexual assault. Therefore, the present study provides support for the development of early interventions. However, due to a limited availability of data, it is not yet possible to draw any definite conclusions about the safety of early interventions after sexual assault, their efficacy and their potential as a preventive treatment for PTSD. Nevertheless, the present review and meta-analysis show that, although psychological debriefing has been found to be ineffective, other interventions can be effective as early intervention after sexual assault. Therefore, we urge researchers not to shy away from this field but instead invest in the exploration and further development of effective interventions to prevent PTSD in victims of sexual assault.

## Note

1. The Hedges' *g* and confidence interval that we calculated for Rothbaum et al. (2012) differs from their reported values. From personal communications with the authors, these differences are allocated to their use of covariates in their analysis.

## Disclosure statement

All authors are involved in the Early EMDR Study (Early Intervention with Eye Movement Desensitization and Reprocessing to reduce PTSD symptom severity: A randomized controlled trial in recent rape victims). The trial is registered in the Dutch trial register ([www.trialregister.nl](http://www.trialregister.nl)) under NTR6760. All authors declare no further conflict of interests.

## Funding

This research was funded by Achmea Association Victims and Society. AAVS had no role in the study design, collection, analysis or interpretation of the data, writing the manuscript, or the decision to submit the paper for publication.

## ORCID

Rafaële J. C. Huntjens  <http://orcid.org/0000-0001-6329-9810>

Ad de Jongh  <http://orcid.org/0000-0001-6031-9708>

## References

Ahrens, C. E., Campbell, R., Ternier-Thames, N. K., Wasco, S. M., & Sefl, T. (2007). Deciding whom to tell:

- Expectations and outcomes of rape survivors' first disclosures. *Psychology of Women Quarterly*, 31(1), 38–49.
- American Psychiatric Association. (1968). *Diagnostic and statistical manual of mental disorders* (2nd ed., text rev.). Washington, DC: Author.
- American Psychiatric Association. (2013). *Diagnostic and statistical manual of mental disorders* (5th ed.). Arlington, VA: Author.
- American Psychiatric Association. (2017). *Clinical practice guideline for the treatment of posttraumatic stress disorder in adults*. Retrieved from <http://www.apa.org/ptsd/guideline/>
- Benjet, C., Bromet, E., Karam, E. G., Kessler, R. C., McLaughlin, K. A., Ruscio, A. M., ... Alonso, J. (2016). The epidemiology of traumatic event exposure worldwide: Results from the world mental health survey consortium. *Psychological Medicine*, 46(2), 327–343.
- Dworkin, E. R., & Schumacher, J. A. (2016). Preventing posttraumatic stress related to sexual assault through early intervention: A systematic review. *Trauma, Violence, & Abuse*, 19(4), 459–472.
- Echeburúa, E., de Corral, P., Sarasua, B., & Zubizarreta, I. (1996). Treatment of acute posttraumatic stress disorder in rape victims: An experimental study. *Journal of Anxiety Disorders*, 10(3), 185–199.
- Elklit, A., & Christiansen, D. M. (2010). ASD and PTSD in rape victims. *Journal of Interpersonal Violence*, 25(8), 1470–1488.
- FRA (European Union Agency for Fundamental Rights). (2015). *Violence against women: An EU-wide survey*. Luxembourg: Publications Office of the European Union.
- Galatzer-Levy, I. R., Nickerson, A., Litz, B. T., & Marmar, C. R. (2013). Patterns of lifetime PTSD comorbidity: A latent class analysis. *Depression and Anxiety*, 30, 489–496.
- Higgins, J., & Green, S. (Eds.) (2011). *Cochrane handbook for systematic reviews of interventions version 5.1.0* [updated March 2011]. The Cochrane Collaboration. Retrieved from [www.handbook.cochrane.org](http://www.handbook.cochrane.org)
- Horowitz, M., Wilner, N., & Alvarez, W. (1979). Impact of event scale: A measure of subjective stress. *Psychosomatic Medicine*, 41(3), 209–218.
- International Society for Traumatic Stress Studies Guidelines Committee (2018). *Posttraumatic stress disorder prevention and treatment guidelines methodology and recommendations*. Oakbrook Terrace, IL: Author. Retrieved from <http://www.istss.org/treating-trauma/new-istss-prevention-and-treatment-guidelines.aspx>
- Kessler, R. C., Aguilar-Gaxiola, S., Alonso, J., Benjet, C., Bromet, E. J., Cardoso, G., ... Florescu, S. (2017). Trauma and PTSD in the WHO world mental health surveys. *European Journal of Psychotraumatology*, 8 (sup5), 1353383.
- Kessler, R. C., Sonnega, A., Bromet, E., Hughes, M., & Nelson, C. B. (1995). Posttraumatic stress disorder in the national comorbidity survey. *Archives of General Psychiatry*, 52(12), 1048–1060.
- Liberati, A., Altman, D. G., Tetzlaff, J., Mulrow, C., Gøtzsche, P. C., Ioannidis, J. P., ... Moher, D. (2009). The PRISMA statement for reporting systematic reviews and meta-analyses of studies that evaluate health care interventions: Explanation and elaboration. *PLoS Medicine*, 6(7), e1000100.
- Litz, B. T., Gray, M. J., Bryant, R. A., & Adler, A. B. (2006). Early intervention for trauma: Current status and future directions. *Clinical Psychology Science and Practice*, 9(2), 112–134.
- McNally, R. J., Bryant, R. A., & Ehlers, A. (2003). Does early psychological intervention promote recovery from posttraumatic stress? *Psychological Science in the Public Interest*, 4(2), 45–79.
- Miller, K. E., Cranston, C. C., Davis, J. L., Newman, E., & Resnick, H. (2015). Psychological outcomes after a sexual assault video intervention: A randomized trial. *Journal of Forensic Nursing*, 11(3), 129–136.
- Moher, D., Pham, B., Jones, A., Cook, D. J., Jadad, A. R., Moher, M., ... Klassen, T. P. (1998). Does quality of reports of randomized trials affect estimates of intervention efficacy reported in meta-analyses? *Lancet*, 352, 609–613.
- Moher, S., Liberati, A., Tetzlaff, J., & Altman, D. G.; The PRISMA Group. (2009). Preferred reporting items for systematic reviews and meta-analyses: The PRISMA statement. *PLoS Medicine*, 6(7), e1000097.
- Möller, A. T., Bäckström, T., Söndergaard, H. P., & Helström, L. (2014). Identifying risk factors for PTSD in women seeking medical help after rape. *PLoS One*, 9 (10), e111136.
- National Health and Medical Research Council. (2013). *Australian guidelines for the treatment of acute stress disorder and posttraumatic stress disorder*. Retrieved from <https://www.clinicalguidelines.gov.au/node/3268>
- National Institute for Health and Care Excellence. (2018). *Post-traumatic stress disorder: Evidence reviews on care pathways for adults, children and young people with PTSD* (NICE Guideline Standard No. NG116). Retrieved from <https://www.nice.org.uk/guidance/ng116>
- Nixon, R. D., Best, T., Wilksch, S. R., Angelakis, S., Beatty, L. J., & Weber, N. (2016). Cognitive processing therapy for the treatment of acute stress disorder following sexual assault: A randomised effectiveness study. *Behaviour Change*, 33(4), 232–250.
- Ouzzani, M., Hammady, H., Fedorowicz, Z., & Elmagarmid, A. (2016). Rayyan – A web and mobile app for systematic reviews. *Systematic Reviews*, 5(1), 210.
- Perilloux, C., Duntley, J. D., & Buss, D. M. (2012). The costs of rape. *Archives of Sexual Behavior*, 41(5), 1099–1106.
- Peterson, C., DeGue, S., Florence, C., & Lokey, C. N. (2017). Lifetime economic burden of rape among U.S. adults. *American Journal of Preventive Medicine*, 52, 691–701.
- Price, M., Davidson, T. M., Ruggiero, K. J., Acierno, R., & Resnick, H. S. (2014). Predictors of using mental health services after sexual assault. *Journal of Traumatic Stress*, 27(3), 331–337.
- Regehr, C., Alaggia, R., Dennis, J., Pitts, A., & Saini, M. (2013). Interventions to reduce distress in adult victims of rape and sexual violence: A systematic review. *Research on Social Work Practice*, 23(3), 257–265.
- Resnick, H., Acierno, R., Holmes, M., Kilpatrick, D. G., & Jager, N. (1999). Prevention of post-rape psychopathology: Preliminary findings of a controlled acute rape treatment study. *Journal of Anxiety Disorders*, 13(4), 359–370.
- Resnick, H., Acierno, R., Kilpatrick, D. G., & Holmes, M. (2005). Description of an early intervention to prevent substance abuse and psychopathology in recent rape victims. *Behavior Modification*, 29(1), 156–188.
- Resnick, H., Acierno, R., Waldrop, A. E., King, L., King, D., Danielson, C., ... Kilpatrick, D. (2007). Randomized controlled evaluation of an early intervention to prevent post rape psychopathology. *Behaviour Research and Therapy*, 45(10), 2432–2447.

- Review Manager(RevMan)[Computer program]. (2014). *Version 5.3*. Copenhagen: The Nordic Cochrane Centre, The Cochrane Collaboration.
- Roberts, N. P., Kitchiner, N. J., Kenardy, J., & Bisson, J. I. (2009). Systematic review and meta-analysis of multiple-session early interventions following traumatic events. *American Journal of Psychiatry*, *166*(3), 293–301.
- Rose, S., Bisson, J., Churchill, R., & Wessely, S. (2002). Psychological debriefing for preventing post traumatic stress disorder (PTSD). *Cochrane Database Syst Rev*, *2*(2), 1465–1858.
- Rothbaum, B. O., Foa, E. B., Riggs, D. S., Murdock, T., & Walsh, W. (1992). A prospective examination of post-traumatic stress disorder in rape victims. *Journal of Traumatic Stress*, *5*(3), 455–475.
- Rothbaum, B. O., Kearns, M. C., Price, M., Malcoun, E., Davis, M., Ressler, K. J., ... Houry, D. (2012). Early intervention may prevent the development of posttraumatic stress disorder: A randomized pilot civilian study with modified prolonged exposure. *Biological Psychiatry*, *72*(11), 957–963.
- Shapiro, F. (2001). *Eye movement desensitization and reprocessing (EMDR): Basic principles, protocols, and procedures*. New York: Guilford Press.
- Steenkamp, M. M., Dickstein, B. D., Salters-Pedneault, K., Hofmann, S. G., & Litz, B. T. (2012). Trajectories of PTSD symptoms following sexual assault: Is resilience the modal outcome? *Journal of Traumatic Stress*, *25*(4), 469–474.
- Stephens, M. D., Talbot, J. C., & Routledge, P. A. (1998). *The detection of new adverse reactions* (4th ed.). London: Macmillan Reference.
- Tarquinio, C., Brennstuhl, M. J., Reichenbach, S., Rydberg, J. A., & Tarquinio, P. (2012a). Early treatment of rape victims: Presentation of an emergency EMDR protocol. *Sexologies*, *21*(3), 113–121.
- Tarquinio, C., Schmitt, A., Tarquinio, P., Rydberg, J. A., & Spitz, E. (2012b). Benefits of “eye movement desensitization and reprocessing” psychotherapy in the treatment of female victims of intimate partner rape. *Sexologies*, *21*(2), 60–67.
- Ullman, S. E. (2007). Mental health services seeking in sexual assault victims. *Women & Therapy*, *30*(1–2), 61–84.
- Van Emmerik, A. A., Kamphuis, J. H., Hulsbosch, A. M., & Emmelkamp, P. M. (2002). Single session debriefing after psychological trauma: A meta-analysis. *The Lancet*, *360*, 766–771.
- Vickerman, K. A., & Margolin, G. (2009). Rape treatment outcome research: Empirical findings and state of the literature. *Clinical Psychology Review*, *29*(5), 431–448.
- Walsh, W. A., Banyard, V. L., Moynihan, M. M., Ward, S., & Cohn, E. S. (2010). Disclosure and service use on a college campus after an unwanted sexual experience. *Journal of Trauma & Dissociation*, *11*(2), 134–151.
- World Health Organization. (2013). *Guidelines for the management of conditions specifically related to stress*. Retrieved from [http://www.who.int/mental\\_health/emergencies/stress\\_guidelines/en/](http://www.who.int/mental_health/emergencies/stress_guidelines/en/)
- World Health Organization. (2017). *Responding to children and adolescents who have been sexually abused*. WHO clinical guidelines. Geneva: World Health Organization. Retrieved from <http://www.who.int/reproductivehealth/publications/violence/clinical-response-csa/en/>.
- Zinzow, H. M., Resnick, H. S., McCauley, J. L., Amstadter, A. B., Ruggiero, K. J., & Kilpatrick, D. G. (2012). Prevalence and risk of psychiatric disorders as a function of variant rape histories: Results from a national survey of women. *Social Psychiatry and Psychiatric Epidemiology*, *47*(6), 893–902.



## Appendix A. Search strings

### MEDLINE (via Pubmed)

Using the PubMed advanced search builder:

#1 = (((((((((((((sex offences[MeSH Terms]) OR rape\*[Title/Abstract]) OR sexu\* traum\*[Title/Abstract]) OR sex traum\*[Title/Abstract]) OR sexu\* abus\*[Title/Abstract]) OR sex abus\*[Title/Abstract]) OR sexu\* assault\*[Title/Abstract]) OR sex assault\*[Title/Abstract]) OR sexu\* viol\*[Title/Abstract]) OR sex viol\*[Title/Abstract])

#2 = 6,151,349 = (((((((((((psychotherapies[MeSH Terms]) OR psychotherap\*[Title/Abstract]) OR emdr[Title/Abstract]) OR eye movement desensiti\*[Title/Abstract]) OR emdr[MeSH Terms]) OR prevention[Title/Abstract]) OR intervention [Title/Abstract]) OR therap\*[Title/Abstract]) OR psychoeducation[Title/Abstract]) OR education[Title/Abstract]) OR treatment[Title/Abstract])

#3 = (((ptsd[MeSH Terms]) OR ptsd[Title/Abstract]) OR posttraumatic [Title/Abstract]) OR post traumatic [Title/Abstract])

#4 = #1 AND #2 AND #3 NOT child\*[Title/Abstract]

Filter: publication date from 1980/01/01 to 2018/05/01 = 179 items

Results = 179 items

### Embase

Using the advanced search:

#1 = ('rape\*':ab,ti OR 'sexu\* assault\*':ab,ti OR 'sex assault\*':ab,ti OR 'sexu\* abus\*':ab,ti OR 'sex abus\*':ab,ti OR 'sexu\* traum\*':ab,ti OR 'sex traum\*':ab,ti OR 'sexu\* viol\*':ab,ti OR 'sex viol\*':ab,ti OR 'sexual assault'/exp) AND [embase]/lim

#2 = ('emdr':ab,ti OR 'eye movement desensiti\*':ab,ti OR 'eye movement desensitization and reprocessing'/exp OR 'psychotherap\*':ab,ti OR 'prevention':ab,ti OR 'intervention':ab,ti OR 'therap\*':ab,ti OR 'psychoeducation':ab,ti OR 'education':ab,ti OR 'treatment':ab,ti) AND [embase]/lim

#3 = ('ptsd':ab,ti OR 'posttraumatic stress':ab,ti OR 'post traumatic stress':ab,ti OR 'posttraumatic stress disorder'/exp) AND [embase]/lim

#4 = #1 AND #2 AND #3 NOT 'child\*':ab,ti

From 1980

Results = 819 items

### CINAHL (via EBSCOhost)

Using the advanced search wizard:

#1 = rape\* or sexu\* assault\* or sex assault\* or sexu\* abus\* or sex abus\* or sexu\* traum\* or sex traum\* or sexu\* viol\* or sex viol\*

#2 = emdr or eye movement desensiti\* or psychotherap\* or prevention or intervention or therap\* or psychoeducation or education or treatment

#3 = ptsd or posttraumatic stress or post traumatic stress

#4 = #1 AND #2 AND #3 NOT child\*

From 1991–2018

Results = 284 items

### PsycINFO (via OVID)

Using the advanced search:

#1 = (rape\* or sexu\* traum\* or sex traum\* or sexu\* abus\* or sex abus\* or sexu\* assault\* or sex assault\* or sexu\* viol\* or sex viol\*).mp. [mp = title, abstract, heading word, table of contents, key concepts, original title, tests & measures]

#2 = (psychotherap\* or eye movement desensiti\* or emdr or prevention or intervention or therap\* or psychoeducation or education or treatment).mp. [mp = title, abstract, heading word, table of contents, key concepts, original title, tests & measures], limit to yr = '1980-current'

#3 = (ptsd or posttraumatic or post traumatic).mp. [mp = title, abstract, heading word, table of contents, key concepts, original title, tests & measures], limit to yr = '1980-current'

#4 = child\*.mp [mp = title, abstract, heading word, table of contents, key concepts, original title, tests & measures]

#5 = #1 AND #2 AND #3 NOT #4

Limit to yr = '1980-current'

Results = 941 items

### Social Sciences Citation Index (via Web of Science)

Using the advanced search:

#1: TS = (rape\* OR sexu\* traum\* OR sex traum\* OR sexu\* abus\* OR sex abus\* OR sexu\* assault\* OR sex assault\* OR sexu\* viol\* OR sex viol\*)

#2: TS = (psychotherap\* OR emdr OR eye movement desensiti\* OR prevention OR intervention OR therap\* OR psychoeducation OR education OR treatment)

#3: TS = (ptsd OR posttraumatic OR post traumatic)

#4: TS = child\*

#5 = #1 AND #2 AND #3 AND #4 NOT #5

Timespan 1980–2018, Social Sciences Citation index only

Results = 1671 items

**Cochrane Database**

Using the advanced search:

#1 = 'rape\*':ti,ab,kw or 'sexu\* assault\*':ti,ab,kw or 'sex assault\*':ti,ab,kw or 'sexu\* abus\*':ti,ab,kw or 'sex abus\*':ti,ab,kw or 'sexu\* traum\*':ti,ab,kw or 'sex traum\*':ti,ab,kw or 'sexu\* viol\*':ti,ab,kw or 'sex viol\*':ti,ab,kw

#2 = 'EMDR':ti,ab,kw OR 'eye movement desensiti\*':ti,ab,kw OR 'psychotherap\*':ti,ab,kw OR 'prevention':ti,ab,kw OR 'intervention':ab,ti,kw OR 'therap\*':ab,ti,kw OR 'psychoeducation':ab,ti,kw OR 'education':ab,ti,kw OR 'treatment':ab,ti,kw

#3 = 'PTSD':ti,ab,kw OR 'posttraumatic stress':ti,ab,kw OR 'post traumatic stress':ti,ab,kw

#4 = #1 AND #2 AND #3 NOT 'child\*':ti,ab,kw

Filter: 1980–2018

Results = 82 items

**Appendix B. Risk of Bias of Individual Studies****Table B1.** Risk of bias of Echeburúa et al. (1996).

Bias item	Authors' judgement	Support for judgement
Random sequence generation	High risk	'in order of arrival' (p.189)
Allocation concealment	High risk	Since allocation was based on order of arrival, there cannot have been allocation concealment.
Blinding of participants	High risk	No blinding.
Blinding of outcome assessment	High risk	The same therapist carried out therapy and assessment.
Incomplete outcome data	Low risk	No drop-outs or treatment changes.
Selective reporting	Low risk	All data seem to be reported.

**Table B2.** Risk of bias of Resnick et al. (2007).

Bias item	Authors' judgement	Support for judgement
Random sequence generation	High risk	Participants presenting on nonprime dates were assigned to the video condition, those on prime dates to the control group.
Allocation concealment	High risk	'Project assistants were aware of the designated study condition prior to recruiting participants.' (p.2435)
Blinding of participants	High risk	No blinding.
Blinding of outcome assessment	Low risk	'The interviewer was blind to treatment condition throughout the course of the study.' (p.2438)
Incomplete outcome data	High risk	As treated analysis, while 15 participants chose not to watch the video and 5 participants watched less than half after randomization.
Selective reporting	Low risk	All data seem to be reported.

**Table B3.** Risk of bias of Rothbaum et al. (2012).

Bias item	Authors' judgement	Support for judgement
Random sequence generation	Low risk	Computer-generated patient random assignments.
Allocation concealment	Low risk	'Envelopes containing ... assignments were given to the patient and their nurse ... to ensure that assessors remained blind'. (p.958)
Blinding of participants	High risk	No blinding.
Blinding of outcome assessment	Low risk	'Blinded assessors administered' (p.958)
Incomplete outcome data	Low risk	'Missing values for week 4 and week 12 were handled with multiple imputation' (p.959)
Selective reporting	Low risk	All data seem to be reported.

**Table B4.** Risk of bias of Tarquinio et al. (2012a).

Bias item	Authors' judgement	Support for judgement
Random sequence generation	N/A	
Allocation concealment	N/A	
Blinding of participants	N/A	
Blinding of outcome assessment	N/A	
Incomplete outcome data	Uncertain risk	No data on participant selection and/or drop-outs.
Selective reporting	Low risk	All data seem to be reported.

**Table B5.** Risk of bias of Tarquinio et al. (2012b).

Bias item	Authors' judgement	Support for judgement
Random sequence generation	N/A	
Allocation concealment	N/A	
Blinding of participants	N/A	
Blinding of outcome assessment	N/A	
Incomplete outcome data	Uncertain risk	No data on participant selection and/or drop-outs.
Selective reporting	Low risk	All data seem to be reported.

**Table B6.** Risk of bias of Miller et al. (2015).

Bias item	Authors' judgement	Support for judgement
Random sequence generation	Uncertain risk	Randomization procedure not explained.
Allocation concealment	Uncertain risk	Allocation concealment not reported.
Blinding of participants	High risk	No blinding.
Blinding of outcome assessment	Low risk	'trained research assistants, blind to the study condition' (p.132)
Incomplete outcome data	High risk	As treated analysis with 50–64% drop-out rates.
Selective reporting	High risk	Results are only reported according to previous assault status.

**Table B7.** Risk of bias of Nixon et al. (2016).

Bias item	Authors' judgement	Support for judgement
Random sequence generation	High risk	'sequentially randomized (1:1 ratio)' (p.238)
Allocation concealment	High risk	Since allocation was sequential there cannot have been allocation concealment.
Blinding of participants	High risk	No blinding
Blinding of outcome assessment	Low risk	'Assessor ... were unaware ... of treatment condition' (p.238)
Incomplete outcome data	Low risk	Many missing data, but imputed using appropriate methods.
Selective reporting	Low risk	All data seem to be reported.