

The Effects of Headgear in High School Girls' Lacrosse

Shane V. Caswell,^{*†} PhD, LAT, ATC, Patricia M. Kelshaw,^{†‡} PhD, LAT, ATC, Andrew E. Lincoln,^{§||} ScD, Daniel C. Herman,[¶] MD, PhD, CAQSM, Lisa H. Hepburn,[§] PhD, Heather K. Vincent,[#] PhD, Reginald E. Dunn, MS,[§], and Nelson Cortes,[†] PhD

Investigation performed at the Sports Medicine Assessment Research and Testing (SMART) Laboratory, School of Kinesiology, George Mason University, Fairfax, Virginia, USA

Background: Girls' lacrosse headgear that met the ASTM International performance standard (ASTM F3137) became available in 2017. However, the effects of headgear use on impact forces during game play are unknown.

Purpose: To evaluate potential differences in rates, magnitudes, and game-play characteristics associated with verified impacts among players with and without headgear during competition.

Study Design: Cohort study; Level of evidence, 3.

Methods: A total of 49 female high school participants (mean age, 16.2 ± 1.2 years; mean height, 1.66 ± 0.05 m; mean weight, 61.2 ± 6.4 kg) volunteered for this study, which took place during the 2016 (no headgear; 18 games) and 2017 (headgear; 15 games) seasons. Wearable sensors synchronized with video verification were used. Descriptive statistics, impact rates, and chi-square analyses described impacts and game-play characteristics among players with and without headgear. Differences in mean peak linear acceleration (PLA) and peak rotational velocity (PRV) between the no headgear and headgear conditions were evaluated using a linear generalized estimating equation regression model to control for repeated within-player measurements.

Results: Overall, 649 sensor-instrumented player-games were recorded. A total of 204 impacts $\geq 20g$ recorded by the wearable sensors were verified with video analysis (102 no headgear; 102 headgear). Most impacts were imparted to the player's body ($n = 152$; 74.5%) rather than to the player's head ($n = 52$; 25.5%). Impact rates per player-game did not vary between the no headgear and headgear conditions (0.30 vs 0.34, respectively; impact rate ratio, 0.88 [95% CI, 0.37-2.08]). There was no association between impact frequency by mechanism or penalties administered between the no headgear and headgear conditions for overall or direct head impacts. The generalized estimating equation model estimated a significant reduction in mean impact magnitudes overall (PLA: $-7.9g$ [95% CI, -13.3 to -2.5]; PRV: -212 deg/s [95% CI, -359 to -64]) with headgear relative to no headgear. No game-related concussions were reported during this study.

Conclusion: Lacrosse headgear use was associated with a reduction in the magnitude of overall impacts but not a significant change in the rate of impacts, how they occur, or how penalties were administered for impacts sustained during competition. Further research is needed with a larger sample and different levels of play to evaluate the consequences of headgear use in girls' lacrosse.

Keywords: helmets; women's lacrosse; effectiveness

Girls' lacrosse is the fastest growing team sport among National Federation of State High School Associations (NFHS) member schools in the United States.^{20,30} Concurrent with its increasing popularity is a greater reporting of head injuries.^{3,12,17} Although girls' lacrosse is an incidental contact sport, recent studies incorporating sensor technology and video surveillance have characterized head impacts⁶ and head injuries.⁵ These concerns have contributed to the recent development of interventions to reduce this risk of injury in girls' lacrosse.

Most concussions in girls' lacrosse occur during games from stick or ball impacts.^{5,6} To help mitigate this threat, a performance standard (ASTM F3137) for girls' lacrosse headgear was developed to reduce game-related impacts in non-goaltending field players.¹ The headgear became commercially available in 2017 as optional equipment according to US Lacrosse and NFHS rule books.³³ The specification indicates that the use of lacrosse headgear meeting the ASTM International performance standard may decrease the severity of impacts from a stick, the ball, another player, the ground, or other objects.¹ Protective equipment (eg, helmets) in sports other than lacrosse has been shown to reduce head impact magnitudes and the number of head and facial injuries.^{10,16}

The Orthopaedic Journal of Sports Medicine, 8(12), 2325967120969685
DOI: 10.1177/2325967120969685
© The Author(s) 2020

This open-access article is published and distributed under the Creative Commons Attribution - NonCommercial - No Derivatives License (<https://creativecommons.org/licenses/by-nc-nd/4.0/>), which permits the noncommercial use, distribution, and reproduction of the article in any medium, provided the original author and source are credited. You may not alter, transform, or build upon this article without the permission of the Author(s). For article reuse guidelines, please visit SAGE's website at <http://www.sagepub.com/journals-permissions>.

Considerable debate exists among the lacrosse community regarding the intended benefits and potential adverse consequences of women's lacrosse headgear.^{24,28,31} Advocates propose that headgear use will decrease the severity of impacts and reduce the risk of injury.³² Opponents allude to the Peltzman effect,²³ first coined in automobile safety research, which argues that when increased safety measures are implemented, at least some of their benefits will be offset by increased risky behavior. Similarly, headgear opponents predict that any benefits of headgear will be counteracted by more aggressive game-play and risk-compensation behaviors by players.²⁵ Yet, the novelty of women's lacrosse headgear, coupled with a lack of rigorous research, has hampered the ability to inform policy makers and health care providers regarding appropriate recommendations about headgear for general sport use. Therefore, the primary aim of the study was to determine whether differences in the rates and magnitudes of impacts to the head and other areas of the body occurred in players with and without headgear during competition. The secondary aims were to determine if the distribution of impact mechanisms and penalties called for impacts were different with the introduction of headgear.

METHODS

Study Sample

Data were prospectively gathered from field players participating on 1 girls' high school varsity lacrosse team ($N = 49$; mean age, 16.2 ± 1.2 years; mean height, 1.66 ± 0.05 m; mean weight, 61.2 ± 6.4 kg) over the 2016 and 2017 spring seasons. In 2016 (18 games), no field players wore headgear; this constituted the no headgear condition. In 2017 (15 games), players wore the Women's LX Headgear (Cascade Lacrosse), meeting the ASTM International performance standard¹; this constituted the headgear condition (Figure 1). The goalie position was not included in this study, as players in this position wore a boys' lacrosse helmet during both study years. Written informed

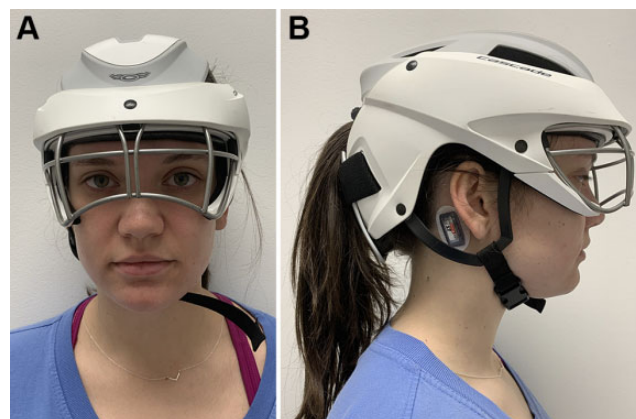


Figure 1. (A) Front and (B) lateral views of lacrosse headgear and wearable sensors affixed behind the ear.

parental consent and participant assent were obtained for all participants. This study was approved by an institutional review board.

Measures

In each year of the study, all participants were instrumented with wearable sensors (X2 Biosystems) affixed to the right mastoid process before each game. A trained member of the research team using a high-definition camcorder (XA10 HD; Canon) digitally recorded all competitions. All game-related impacts recorded by the sensors were verified on video. Similar to prior research,^{4,6,9,19} we limited our analyses to impacts $\geq 20g$ to remove low-acceleration events (10-19g) commonly associated with normal and expected physical activities of game play (eg, jumping, hard stops, cuts, etc) and unlikely to result in deleterious neurophysiological changes. Consistent with prior research,^{4,6,9,15} an impact was verified if the following criteria were met: (1) linear acceleration $\geq 20g$, (2) player was identified on the field, (3) player was in the camera's view, and (4) the impact mechanism could be clearly identified.

*Address correspondence to Shane V. Caswell, PhD, LAT, ATC, SMART Laboratory, School of Kinesiology, George Mason University, 10890 George Mason Circle, Katherine Johnson Hall 221, MSN 4E5, Manassas, VA 20110, USA (email: scaswell@gmu.edu) (Twitter: @SMARTLabGMU).

[†]Sports Medicine Assessment Research and Testing (SMART) Laboratory, School of Kinesiology, George Mason University, Fairfax, Virginia, USA.

[‡]Department of Kinesiology, College of Health and Human Services, University of New Hampshire, Durham, New Hampshire, USA.

[§]MedStar Sports Medicine Research Center, MedStar Health, Baltimore, Maryland, USA.

^{||}Department of Rehabilitation Medicine, Georgetown University Medical Center, Washington, DC, USA.

[¶]Divisions of Physical Medicine & Rehabilitation, Sports Medicine, and Research, Department of Orthopaedics and Rehabilitation, College of Medicine, University of Florida, Gainesville, Florida, USA.

[#]Human Performance Laboratory and Sports Performance Center, University of Florida, Gainesville, Florida, USA.

Final revision submitted June 4, 2020; accepted June 17, 2020.

One or more of the authors has declared the following potential conflict of interest or source of funding: S.V.C. acknowledges research grant funding from the Centers for Disease Control and Prevention and the Virginia Department of Health as well as the Prince William County Public Schools. S.V.C., P.M.K., A.E.L., D.C.H., L.H.H., H.K.V., and N.C. acknowledge unrestricted grant funding from US Lacrosse. S.V.C., P.M.K., A.E.L., D.C.H., and H.K.V. acknowledge unrestricted grant funding from the National Operating Committee on Standards for Athletic Equipment. The funders had no role in the design and conduct of the study; collection, management, analysis, and interpretation of the data; preparation, review, or approval of the manuscript; and decision to submit the manuscript for publication. All authors had full access to all of the data in the study and take responsibility for the integrity of the data and the accuracy of the data analysis. S.V.C. and A.E.L. are members of the US Lacrosse Sports Science and Safety Committee. D.C.H. has received hospitality payments from DJO and consulting fees from Pacira Pharmaceuticals. AOSSM checks author disclosures against the Open Payments Database (OPD). AOSSM has not conducted an independent investigation on the OPD and disclaims any liability or responsibility relating thereto.

Ethical approval for this study was obtained from George Mason University (study No. 500707-11).

Statistical Analysis

Descriptive statistics (frequency, median, and interquartile range) for impact characteristics of peak linear acceleration (PLA) and peak rotational velocity (PRV) were calculated to accommodate for skewed impact data²¹ for all verified game impacts by headgear condition (no headgear vs headgear). Verified impacts were further characterized as “body impacts” or “head impacts.” Body impacts were defined as verified impacts in which the initial location of contact was to the instrumented player’s body and resulted in a measured head impact $\geq 20g$. Head impacts were defined as verified impacts in which the initial location of contact was to the instrumented player’s head. Game-related mechanisms of impact were described, consistent with prior research by headgear condition.^{4,6,9}

Impact Rates, Mechanisms, and Penalties. Impact rates (IRs) were calculated as the number of verified impacts divided by the number of player-games, as consistent with prior literature.^{4,6,9} The formula was as follows:

$$IR = \frac{\Sigma \text{verified impacts} \geq 20g}{\Sigma \text{player} - \text{games}}$$

Corresponding 95% CIs were calculated using a sandwich covariance estimator.^{8,22} Impact rate ratios (IRRs) compared IRs between the no headgear and headgear conditions. The IRRs with 95% CIs excluding 1.00 were considered statistically significant.

To evaluate potential changes in game play associated with headgear use, chi-square tests were used to examine the proportion of impact mechanisms and penalties administered between headgear conditions. Consistent with prior research,^{4,6,9} the distribution of impact mechanisms (eg, stick, ball, body, or ground) was compared by headgear condition. We included all penalties referenced in the US Lacrosse and NFHS girls’ lacrosse rule books² that were the result of the impact and also shown on video.

Impact Magnitudes. Differences in mean magnitudes for body and head impacts between headgear conditions were evaluated using a linear generalized estimating equation regression model to control for repeated within-player measurements.³⁴ This model provided estimated 95% CIs for the mean differences in PLA and PRV by headgear condition. All analyses were conducted using R (Version 3.6.2; R Core Team).²⁶

RESULTS

Across the 2 seasons, there were 649 ($n = 345$ in 2016; $n = 304$ in 2017) sensor-instrumented player-games. A total of 229 impacts $\geq 20g$ were recorded by the wearable sensors. Of these, 209 (91.3%) impacts were able to be observed on video; 5 (2.4%) of these impacts (no headgear: 2 impacts; headgear: 3 impacts) were determined to not occur during game play (ie, postgoal celebrations) and were excluded from our analyses. In total, 204 (89.1%) impacts $\geq 20g$ recorded by the wearable sensors were verified as game-related impacts using video analysis (no headgear: 102 impacts; headgear: 102 impacts) and were included in our analyses.

Comparison of Headgear Conditions

IRs, Mechanisms, and Penalties. Overall, the IR was 0.31 per player-game (95% CI, 0.18-0.53). Most impacts were imparted to the player’s body ($n = 152$; 74.5%) rather than to the player’s head ($n = 52$; 25.5%). The most common impact mechanisms were contact with a player ($n = 109$; 53.4%) and then a stick ($n = 82$; 40.2%), followed by the ground ($n = 9$; 4.4%) and the ball ($n = 4$; 2.0%). The majority of impacts did not result in a penalty ($n = 155$; 76.0%). Of note, no game-related concussions were reported during this 2-year study.

IRs did not vary significantly between the no headgear and headgear conditions for overall impacts (0.30 vs 0.34, respectively; IRR, 0.88 [95% CI, 0.37-2.08]) or body impacts (0.21 vs 0.26, respectively; IRR, 0.84 [95% CI, 0.35-2.00]). Additionally, the rates for impacts directly striking the head were the same between headgear conditions (IR, 0.08 for both; IRR, 1.03 [95% CI, 0.39-2.71]).

There was no association between the proportions of impacts by mechanism between the no headgear and headgear conditions for overall ($\chi^2[3] = 0.98$; $P = .81$), body ($\chi^2[3] = 0.57$; $P = .90$), or direct head ($\chi^2[3] = 0.27$; $P = .97$) impacts. Often, impacts sustained by players did not result in a penalty by game officials (no penalty: $n = 155$ [76.0%] vs penalty: $n = 49$ [24.0%]). There was no association between headgear condition and the frequency of penalties administered for overall ($\chi^2[1] = 0.25$; $P = .62$), body ($\chi^2[1] = 0.45$; $P = .50$), or direct head ($\chi^2[1] = 0.36$; $P = .55$) impacts. Table 1 presents the frequencies and rates of overall, body, and head impacts by headgear condition, location, mechanism, and penalties administered.

Impact Magnitudes. The median PLA and PRV for all verified impacts were 26.4g and 1452 deg/s, respectively (Figure 2). A summary of unadjusted median impact magnitudes by headgear condition, location, mechanism, and penalties administered is presented in Table 2. Results of the generalized estimating equation model estimated a significant reduction in mean impact magnitudes for overall (PLA: $-7.9g$ [95% CI, -13.3 to -2.5]; PRV: -212 deg/s [95% CI, -359 to -64]) and body (PLA: $-8.5g$ [95% CI, -13.3 to -3.6]; PRV: -287 deg/s [95% CI, -454 to -120]) impacts with headgear relative to no headgear. The model indicated no significant differences in PLA ($-1.9g$ [95% CI, -17.9 to 14.2]) or PRV (93 deg/s [95% CI, -259 to 444]) for those impacts directly striking the head. See Figure 3 for the adjusted model. Overall, 83.2% of the highest-magnitude impacts ($\geq 49.6g$; >90 th percentile of PLA) were incurred with no headgear ($n = 16$), while 4 such impacts (16.8%) were observed with headgear.

DISCUSSION

Girls’ lacrosse headgear meeting the ASTM International performance standard became commercially available in 2017. The headgear is designed to mitigate the severity of impacts from a stick, the ball, other players, the ground, or other objects.¹ The present study is the first to characterize impacts in girls’ lacrosse game play before and after

TABLE 1
Frequencies and Rates for Verified Impacts^a

	No Headgear		Headgear		Overall	
	n (%)	IR (95% CI)	n (%)	IR (95% CI)	n (%)	IR (95% CI)
Location						
Body	74 (72.5)	0.21 (0.13-0.36)	78 (76.5)	0.26 (0.13-0.52)	152 (74.5)	0.23 (0.14-0.40)
Head	28 (27.5)	0.08 (0.04-0.15)	24 (23.5)	0.08 (0.04-0.16)	52 (25.5)	0.08 (0.05-0.14)
Mechanism						
Ball	2 (2.0)	0.01 (0.00-0.02)	2 (2.0)	0.01 (0.00-0.04)	4 (2.0)	0.01 (0.00-0.02)
Stick	41 (40.2)	0.12 (0.06-0.24)	41 (40.2)	0.13 (0.07-0.27)	82 (40.2)	0.13 (0.07-0.22)
Player	55 (53.9)	0.16 (0.09-0.27)	54 (52.9)	0.18 (0.09-0.36)	109 (53.4)	0.17 (0.10-0.29)
Ground	4 (3.9)	0.01 (0.00-0.03)	5 (4.9)	0.02 (0.00-0.06)	9 (4.4)	0.01 (0.01-0.03)
Penalty						
No	74 (72.5)	0.21 (0.13-0.35)	81 (79.4)	0.27 (0.14-0.51)	155 (76.0)	0.24 (0.15-0.39)
Yes	28 (27.5)	0.08 (0.04-0.16)	21 (20.6)	0.07 (0.03-0.17)	49 (24.0)	0.08 (0.04-0.15)
Total	102 (100.0)	0.30 (0.18-0.49)	102 (100.0)	0.34 (0.17-0.67)	204 (100.0)	0.31 (0.18-0.53)

^aIR, impact rate.

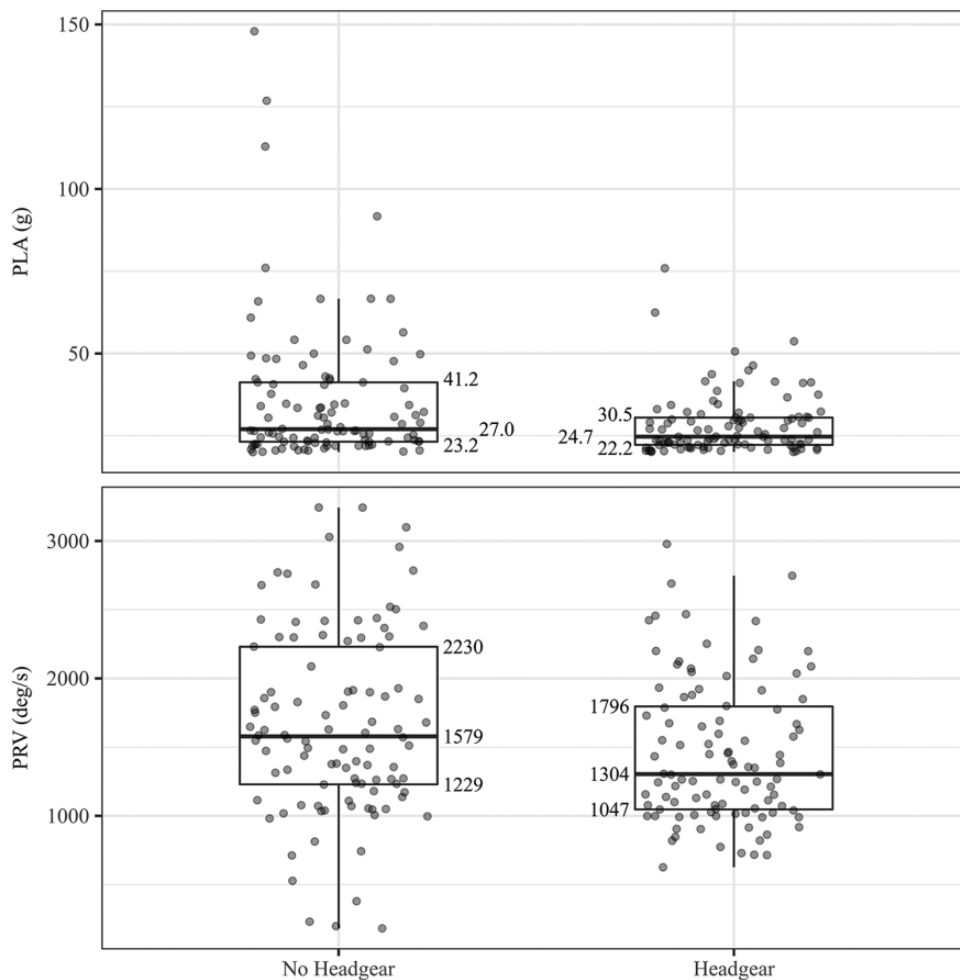


Figure 2. Box plots showing median peak linear acceleration (PLA) and peak rotational velocity (PRV) impact magnitudes by headgear condition (N = 204).

TABLE 2
Unadjusted Impact Magnitudes^a

	No Headgear		Headgear		Overall	
	PLA, g	PRV, deg/s	PLA, g	PRV, deg/s	PLA, g	PRV, deg/s
Location						
Body	28.1 (23.7-40.2)	1587 (1246-2230)	24.3 (22.1-29.6)	1265 (1051-1673)	26.4 (22.5-32.2)	1446 (1097-1885)
Head	24.5 (22.2-46.9)	1545 (1101-1993)	30.8 (22.9-41.3)	1490 (1033-2101)	26.6 (22.3-42.7)	1545 (1076-2101)
Mechanism						
Ball	49.0 (35.5-62.5)	1583 (1163-2003)	27.3 (23.8-30.8)	1298 (1102-1495)	28.1 (21.5-44.8)	1298 (865-1874)
Stick	26.4 (22.3-47.7)	1548 (1114-2272)	24.7 (22.4-30.0)	1300 (1039-1674)	25.9 (22.3-34.3)	1376 (1073-1774)
Player	27.1 (24.0-37.7)	1571 (1251-2001)	24.8 (22.2-30.5)	1265 (1055-1837)	26.6 (22.9-33.5)	1466 (1130-1899)
Ground	35.6 (30.9-38.2)	2079 (1910-2249)	21.6 (21.4-32.2)	2123 (2048-2206)	32.2 (21.6-36.7)	2123 (1928-2231)
Penalty						
No	26.5 (23.2-39.0)	1560 (1128-2279)	24.9 (22.3-30.5)	1306 (1026-1730)	26.3 (22.5-33.7)	1438 (1075-1884)
Yes	32.8 (24.1-47.9)	1626 (1327-1967)	24.0 (21.6-29.7)	1265 (1050-1914)	28.8 (22.8-40.7)	1543 (1137-1928)
Total	27.0 (23.2-41.2)	1579 (1229-2230)	24.7 (22.2-30.5)	1304 (1047-1796)	26.4 (22.5-34.4)	1452 (1085-1914)

^aData are shown as median (interquartile range). PLA, peak linear acceleration; PRV, peak rotational velocity.

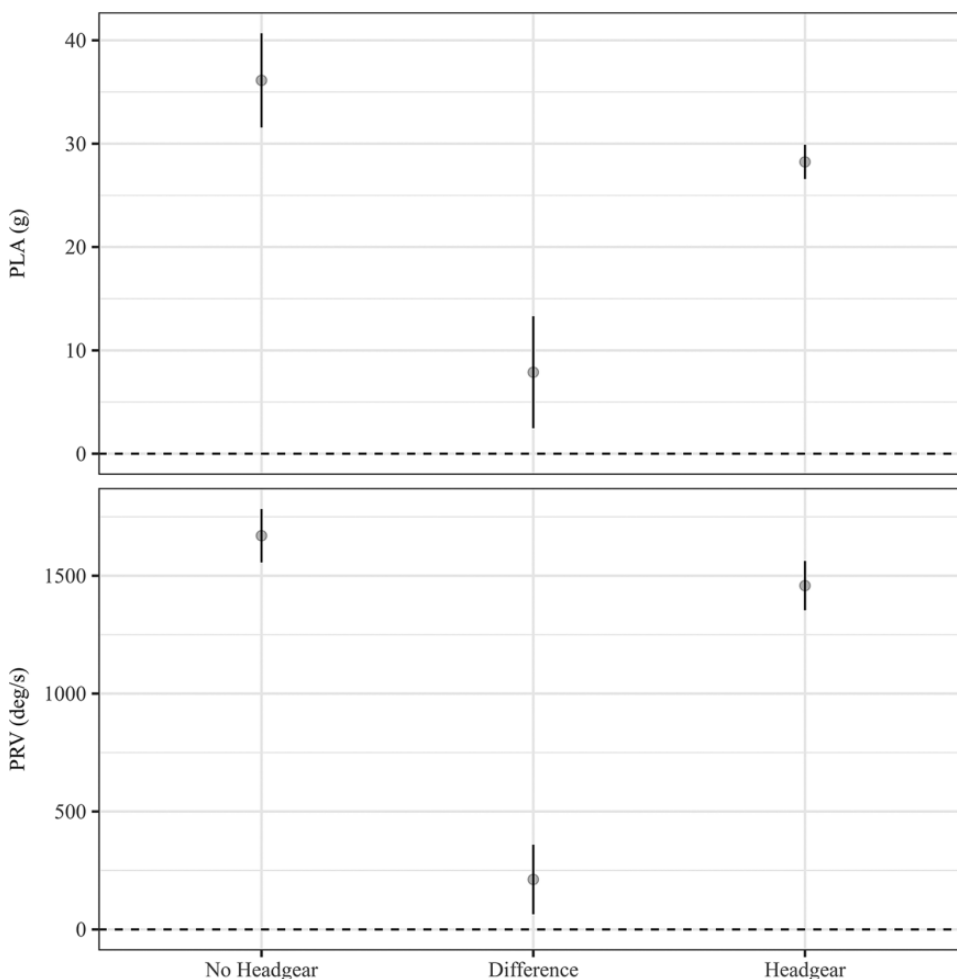


Figure 3. Generalized estimating equation model results of estimated means and 95% CIs for impact magnitudes in the headgear and no headgear conditions as well as absolute differences in magnitudes between conditions. PLA, peak linear acceleration; PRV, peak rotational velocity.

headgear use. Our findings demonstrate that wearing headgear did not have an effect on the rate of overall, body, or head impacts. Further, our findings suggest potentially meaningful reductions in mean and median impact magnitudes with protective headgear for both overall and body impacts. However, when isolating impacts directly to the head, no significant differences were observed in IRs or impact magnitudes between the no headgear and headgear conditions. Our findings also revealed that neither impact mechanism nor the number of penalties administered changed with the use of lacrosse headgear.

Opinions vary regarding the effectiveness of women's lacrosse headgear and possible associated changes in game play that may increase the risk of injury. Advocates believe that headgear use will decrease the severity of impacts and reduce the risk of head injuries including concussions,^{1,11} while opponents maintain that headgear use will change the tenor of the game, resulting in risk compensation¹⁴ and increased aggressive game-play behaviors (ie, gladiator effect).¹¹ Overall, the rate of verified impacts observed in this study was more than twice as high as previously reported among high school girls' lacrosse per player-game (IR: 0.31 vs 0.12, respectively).⁶ Despite the overall higher rate of impacts compared with prior studies, our present findings revealed no IR change after the adoption of headgear. We were especially interested if headgear resulted in an increased rate of those impacts directly striking the head. Caswell et al⁴ reported that 48% of all impacts in girls' high school lacrosse directly struck the head. Our findings are encouraging, as we found that fewer than one-third (25.5%) of impacts directly struck the head. Counter to the argument that wearing headgear may result in more head impacts, we observed no significant change in the rate of head impacts after the adoption of headgear. These findings suggest that headgear use does not increase the frequency of head impacts in girls' high school lacrosse.

The impact magnitudes were lower than previously reported in high school girls' lacrosse.⁶ For overall impacts (including both body and head impacts), we found that the players wearing headgear experienced a significant reduction in impact magnitudes. This finding supports the proponents of headgear, who contend that headgear use decreases the severity of impacts and the risk of injury. We suggest caution, however, as this reduction was primarily driven by impacts sustained to the body and not those directly to the head. When restricting our analysis to direct head impacts, which accounted for one-fourth of all impacts in this study, we found that the players wearing headgear did not experience a statistically significant reduction in PLA or PRV impact magnitudes.

No concussions were diagnosed in either season of this study. It is well-accepted that concussions can be caused by either a direct impact to the head or from elsewhere on the body with an impulsive force transmitted to the head.¹⁸ To date, a universally accepted biomechanical threshold of a concussion continues to be elusive.^{7,13} As such, it remains unknown whether the size of the reduction in impact severity that we observed for overall and body impacts among players wearing headgear is clinically meaningful. Perhaps a potentially important finding was that we observed

considerably fewer extreme-magnitude impacts (>90th percentile) among those players wearing headgear. This suggests that headgear use may help achieve the broader safety goal of reducing exposure to high-magnitude impacts. Alternatively, it could also be possible that fewer high-magnitude impacts occurred among players wearing headgear.

It is interesting to note that the most common impact mechanism in the current study was contact with another player, as opposed to previous research of ours that identified stick contact as the most common mechanism.⁶ A comparison of the distribution of impact mechanisms before and after the adoption of headgear from 2016 to 2017 revealed no differences by headgear condition. Moreover, we found no differences in the proportion of impacts that resulted in a penalty. Although not direct measures of player aggression or risk compensation, these are measures of game play, and one could reasonably expect differences to be revealed between the no headgear and headgear conditions. Our findings suggest that headgear use may not affect how impacts occur or how aggressively the game is played. However, more research is needed with larger study populations and various levels of play to confirm this finding.

As a whole, we observed that headgear use among high school girls' varsity lacrosse players did not result in increased impacts or changes in game-play behaviors. Furthermore, the addition of headgear resulted in no changes in the frequency of penalties administered for illegal game play by officials. Nearly a quarter (24.0%) of all impacts in this study resulted from foul play. Girls' high school lacrosse rules dictate that all stick and bodily contact should be considered illegal and warrant a penalty. This suggests that officials missed 76.0% of illegal game play. This presents an opportunity to significantly reduce impacts through improved rule enforcement and coaching techniques that are targeted to reduce stick and bodily contact. It is worth noting that only 1 team wore headgear during game play; this factor may have influenced game play. Future studies are necessary to evaluate if our findings persist when both teams are wearing headgear.

Limitations and Strengths

Our study was not without limitations. First, we utilized a small convenience sample of a single team, which may not be representative of all high school girls' lacrosse players. Several of the same players as a team wore no headgear in 2016, were introduced to headgear in 2017, and were measured by the same investigative team, all of which may have introduced systematic errors such as performance and measurement bias. Further, the participants in the present study during the 2017 (headgear) season competed in games in which their opponents did not wear headgear. This could have affected the manner in which the team and opponents played as well as the nature of the head impacts measured. As such, a larger study with teams or leagues randomized by headgear/no headgear condition would better account for repeated measurements within players. Despite these limitations, the strength of the design was

a realistic capture of impacts in the competitive setting, with a novel system for data capture. Finally, as previously reported,^{6,9,19,27,29} the use of impact-monitoring sensors should be interpreted with caution, as random measurement errors are possible. While the present study did pair all sensor data with time-synchronized video verification, the accuracy of the impact magnitudes over the course of a season may be limited.

CONCLUSION

The findings of this study suggest that the use of headgear meeting the ASTM F3137 performance standard by high school girls' varsity lacrosse players was not associated with a significant change in the rate of impacts, how they occur, or how penalties were administered for impacts sustained during competition. Additionally, the use of lacrosse headgear was associated with a significant reduction in the magnitude of overall impacts sustained during game play. However, the clinical significance of this reduction remains unknown, as it was largely driven by body impacts, and we observed no such reduction in magnitude when examining only verified impacts directly striking the head. Collectively, these findings provide preliminary evidence that wearing lacrosse headgear meeting the ASTM F3137 performance standard does not appreciably change game-play behaviors, while it does reduce the magnitude of head accelerations associated with body impacts sustained during high school girls' lacrosse. Future research should continue to examine headgear use at all levels of girls' and women's lacrosse to validate and improve upon these study findings.

ACKNOWLEDGMENT

The authors thank the Prince William County Public Schools and the administration, coaching staff, athletes, and parents at Patriot High School for their cooperation with this study.

REFERENCES

1. ASTM International. ASTM F3137-15 standard specification for headgear used in women's lacrosse (excluding goalkeepers). Accessed August 23, 2016. <http://dx.doi.org/10.1520/F3137-15>
2. Atkinson L, Kelley C, eds. *2019 NFHS Girls Lacrosse Rules Book*. Indianapolis: National Federation of State High School Associations; 2018.
3. Barber KF, Le EC, McCambridge T, Hinton R, Kushner A, Myer GD. Epidemiology of injuries in men's lacrosse: injury prevention implications for competition level, type of play, and player position. *Phys Sportsmed*. 2017;45(3):224-233.
4. Caswell SV, Kelshaw P, Lincoln AE, Hepburn L, Dunn R, Cortes N. Game-related impacts in high school boys' lacrosse. *Orthop J Sports Med*. 2019;7(4):2325967119835587.
5. Caswell SV, Lincoln AE, Almquist JL, Dunn RE, Hinton RY. Video incident analysis of head injuries in high school girls' lacrosse. *Am J Sports Med*. 2012;40(4):756-762.
6. Caswell SV, Lincoln AE, Stone H, et al. Characterizing verified head impacts in high school girls' lacrosse. *Am J Sports Med*. 2017;45(14):3374-3381.
7. Chancellor SE, Franz ES, Minaeva OV, Goldstein LE. Pathophysiology of concussion. *Semin Pediatr Neurol*. 2019;30:14-25.
8. Chandran A, Brown D, Nedimyer AK, Kerr ZY. Statistical methods for handling observation clustering in sports injury surveillance. *J Athl Train*. 2019;54(11):1192-1196.
9. Cortes N, Lincoln AE, Myer GD, et al. Video analysis verification of head impact events measured by wearable sensors. *Am J Sports Med*. 2017;45(10):2379-2387.
10. Daneshvar DH, Baugh CM, Nowinski CJ, McKee AC, Stern RA, Cantu RC. Helmets and mouth guards: the role of personal equipment in preventing sport-related concussions. *Clin Sports Med*. 2011;30(1):145-163.
11. De Lench B. ASTM standard for women's lacrosse helmet: beginning of debate about whether good for game, not end. Accessed April 17, 2017. <http://www.momsteam.com/helmets/concussions-in-girls-lacrosse-should-helmets-be-mandatory>
12. Diamond PT, Gale SD. Head injuries in men's and women's lacrosse: a 10 year analysis of the NEISS database. National Electronic Injury Surveillance System. *Brain Inj*. 2001;15(6):537-544.
13. Guskiewicz KM, Mihalik JP. Biomechanics of sport concussion: quest for the elusive injury threshold. *Exerc Sport Sci Rev*. 2011;39(1):4-11.
14. Hagel B, Meeuwisse W. Risk compensation: a "side effect" of sport injury prevention? *Clin J Sport Med*. 2004;14(4):193-196.
15. Kelshaw P, Cortes N, Caswell A, Caswell SV. Isometric cervical muscle strength does not affect head impact kinematics in high school boys' lacrosse. *Int J Athl Ther Train*. 2018;23(6):234-238.
16. Lincoln AE, Caswell SV, Almquist JL, et al. Effectiveness of the women's lacrosse protective eyewear mandate in the reduction of eye injuries. *Am J Sports Med*. 2012;40(3):611-614.
17. Lincoln AE, Hinton RY, Almquist JL, Lager SL, Dick RW. Head, face, and eye injuries in scholastic and collegiate lacrosse: a 4-year prospective study. *Am J Sports Med*. 2007;35:207-215.
18. McCrory P, Meeuwisse W, Dvořák J, et al. Consensus statement on concussion in sport: the 5th International Conference on Concussion in Sport held in Berlin, October 2016. *Br J Sports Med*. 2017;51(11):838-847.
19. McCuen E, Svaldi D, Breedlove K, et al. Collegiate women's soccer players suffer greater cumulative head impacts than their high school counterparts. *J Biomech*. 2015;48(13):3720-3723.
20. National Federation of State High School Associations. 2014-15 high school athletics participation survey. Accessed April 26, 2019. <http://www.nfhs.org/ParticipationStatics/ParticipationStatics.aspx/>
21. O'Connor KL, Rowson S, Duma SM, Broglio SP. Head-impact-measurement devices: a systematic review. *J Athl Train*. 2017;52(3):206-227.
22. Pan W, Wall MM. Small-sample adjustments in using the sandwich variance estimator in generalized estimating equations. *Stat Med*. 2002;21(10):1429-1441.
23. Peltzman S. The effects of automobile safety regulation. *J Political Econ*. 1975;83(4):677-725.
24. Pennington B. As concussion worries rise, girls' lacrosse turns to headgear. Accessed April 26, 2019. <https://www.nytimes.com/2017/11/23/sports/girls-lacrosse-concussions-headgear.html>
25. Pennington B. With headgear here, girls' lacrosse just got safer. Or did it? Accessed April 27, 2017. <https://www.nytimes.com/2016/10/30/sports/girls-lacrosse-headgear-concussions.html>
26. R Core Team. *R: A Language and Environment for Statistical Computing*. Vienna: R Foundation for Statistical Computing; 2019.
27. Reynolds BB, Patrie J, Henry EJ, et al. Quantifying head impacts in collegiate lacrosse. *Am J Sports Med*. 2016;44(11):2947-2956.
28. Schwarz A. In women's lacrosse, headgear could make the game rougher. Accessed August 23, 2016. <http://www.nytimes.com/2011/02/17/sports/17lacrosse.html>
29. Siegmund GP, Guskiewicz KM, Marshall SW, DeMarco AL, Bonin SJ. Laboratory validation of two wearable sensor systems for measuring head impact severity in football players. *Ann Biomed Eng*. 2016;44(4):1257-1274.

30. US Lacrosse. US Lacrosse participation survey. Accessed August 4, 2019. <https://www.uslacrosse.org/sites/default/files/public/documents/about-us-lacrosse/participation-survey-2017.pdf>
31. US Lacrosse. Statement on Florida girls' headgear mandate. Accessed November 30, 2015. <http://www.uslacrosse.org/multimedia-center/press-releases-news/postid/749/us-lacrosse-statement-on-florida-girls-headgear-mandate.aspx>
32. Veasley S, Baron SL, Nguyen M, et al. Effectiveness of high school girls lacrosse headgear mandate in the reduction of head and face injuries. *Orthop J Sports Med.* 2019;7(3 suppl):2325967119S0002.
33. Weaver J, Fickert L, eds. *2018 NFHS Girls Lacrosse Rules Book*. Indianapolis: National Federation of State High School Associations; 2017.
34. Zeger SL, Liang K-Y, Albert PS. Models for longitudinal data: a generalized estimating equation approach. *Biometrics.* 1988;44(4):1049.