






BMJ Open Intravenous ketorolac versus morphine in children presenting with suspected appendicitis: a pilot single-centre non-inferiority randomised controlled trial

Mohamed Eltorki ¹, Jason W Busse ^{2,3}, Stephen B Freedman ⁴,
Graham Thompson,⁴ Karen Beattie,⁵ Claudiu Serbanescu,⁶ Redjana Carciumaru,¹
Lehana Thabane ^{1,7,8}, Samina Ali ⁹

To cite: Eltorki M, Busse JW, Freedman SB, *et al*. Intravenous ketorolac versus morphine in children presenting with suspected appendicitis: a pilot single-centre non-inferiority randomised controlled trial. *BMJ Open* 2022;**12**:e056499. doi:10.1136/bmjopen-2021-056499

► Prepublication history and additional supplemental material for this paper are available online. To view these files, please visit the journal online (<http://dx.doi.org/10.1136/bmjopen-2021-056499>).

Received 18 August 2021
Accepted 16 March 2022



© Author(s) (or their employer(s)) 2022. Re-use permitted under CC BY-NC. No commercial re-use. See rights and permissions. Published by BMJ.

For numbered affiliations see end of article.

Correspondence to
Dr Mohamed Eltorki;
eltorkim@mcmaster.ca

ABSTRACT

Objectives Despite a lack of evidence demonstrating superiority to non-steroidal anti-inflammatory drugs, like ketorolac, that are associated with lower risk of harms, opioids remain the most prescribed analgesic for acute abdominal pain. In this pilot trial, we will assess the feasibility of a definitive trial comparing ketorolac with morphine in children with suspected appendicitis. We hypothesise that our study will be feasible based on a 40% consent rate.

Methods and analysis A single-centre, non-inferiority, blinded (participant, clinician, investigators and outcome assessors), double-dummy randomised controlled trial of children aged 6–17 years presenting to a paediatric emergency department with ≤ 5 days of moderate to severe abdominal pain (≥ 5 on a Verbal Numerical Rating Scale) and are investigated for appendicitis. We will use variable randomised blocks of 4–6 and allocate participants in 1:1 ratio to receive either intravenous (IV) ketorolac 0.5 mg/kg+IV morphine placebo or IV morphine 0.1 mg/kg+IV ketorolac placebo. Analgesic co-intervention will be limited to acetaminophen (commonly used as first-line therapy). Participants in both groups will be allowed rescue therapy (morphine 0.5 mg/kg) within 60 min of our intervention. Our primary feasibility outcome is the proportion of eligible patients approached who provide informed consent and are enrolled in our trial. Our threshold for feasibility will be to achieve a $\geq 40\%$ consent rate, and we will enrol 100 participants into our pilot trial.

Ethics and dissemination Our study has received full approval by the Hamilton integrated Research Ethics Board. We will disseminate our study findings at national and international paediatric research conferences to garner interest and engage sites for a future multicentre definitive trial.

Trial registration NCT04528563, Pre-results.

BACKGROUND

Acute appendicitis is a common clinical condition resulting from inflammation and infection of the appendix. In Canada, appendicitis is the most common reason for emergency surgical intervention among

Strengths and limitations of this study

- Ketorolac is a promising well-established non-steroidal anti-inflammatory drug that has a better short-term side effect profile versus opioids and is not known as a substance of misuse.
- Our pilot study will inform the feasibility of conducting a large parallel-group, double-dummy, non-inferiority randomised controlled trial comparing ketorolac with morphine for moderate to severe acute abdominal pain in children.
- Patient-centred design with robust validated outcomes.
- Double-dummy design ensures blinding of patients and clinicians and reduces bias in outcome reporting.
- Limitations include exclusion of very young patients and short-term follow-up.

children aged 6–17 years, and the second most common reason for hospitalisation, accounting for 8000 admissions annually in this age group.¹ Despite this, appendicitis can be challenging to diagnose, investigations are time-consuming (4–6 hours),^{2,3} and children experience considerable pain secondary to infection, inflammation, localised or generalised peritonitis and tenderness exacerbated by multiple abdominal clinical assessments.^{4–6}

Opioids remain the most prescribed analgesic by many specialties, including surgeons and emergency physicians, despite the ongoing opioid crisis.^{7–10} Prior work by our team has demonstrated the non-superiority of opioids to non-opioid analgesics to treat moderately painful conditions, such as paediatric fractures.¹¹ As for the initial analgesic use in the emergency department (ED), there is no evidence that opioids provide clinically important improvements in pain scores when compared with

non-steroidal anti-inflammatory drugs (NSAIDs) for many conditions.^{11–16}

There is significant practice pattern variation related to the choice of analgesics for patients with suspected appendicitis across Canada's 13 paediatric EDs.¹⁷ The between-site range of the frequency of providing any analgesia to children with appendicitis is 36%–82%, in which 45%–90% were opioid analgesics. This variability stems, in part, from a paucity of appendicitis pain trials^{18 19} coupled with concerns over contributing to the opioid crisis, which has led to young Canadians aged 15–24 years experiencing the highest reported morbidity from opioid overdoses, relative to other ages.⁷ Consequently, clinicians are looking to responsibly decrease opioid use, where possible,²⁰ but also ensure optimal pain management. Recent evidence shows persistent opioid use 90–180 days after a surgical procedure among 4.8% of 88 637 postoperative paediatric patients compared with 0.1% in non-surgical patients.¹⁰ In addition, between 1999 and 2016, opioid-related paediatric deaths in the USA increased by 268%.⁹ The Canadian Institute of Health Research has recognised optimising use of opioid analgesia as a priority area for research²¹ and 'teaching old drugs new tricks' as an important strategy²² to explore opportunities for opioid substitution.

One of those 'old drugs', ketorolac tromethamine, is an NSAID that belongs to a group of non-opioid analgesics that inhibit the synthesis of prostaglandins and thromboxanes. In Canada, ketorolac is available by intravenous (IV) administration and is indicated for moderate to severe pain.^{11 13 23} Ketorolac has strong analgesic and anti-inflammatory properties, but unlike opioids, it does not cause gastrointestinal dysmotility.^{24 25} Ketorolac provides similar analgesia to opioids after outpatient surgical procedures associated with moderate pain such as fractures, hernia repair and tonsillectomy.^{11 24} Even though ketorolac is commonly used in the ED for renal colic, lower back pain, abdominal pain, chest pain and migraine headaches,²⁶ all such use in children is off-label as there is a paucity of methodologically sound controlled trials of children to inform safe practice. Currently, 75% of drugs on the Canadian market lack any information on safety or dosing for use in children.²⁷ Despite calls from various paediatric societies^{27 28} to reduce barriers to paediatric drug research, children continue to be largely excluded from clinical trials with only 6% of trials registered on clinicaltrials.gov focused on children.²⁹ The availability of an effective, safe, non-opioid analgesic that can be administered to children undergoing evaluation in the ED for appendicitis could diminish opioid use and consequent associated harms.³⁰ Given the current opioid crisis,³¹ the undertreatment of pain in children and its adverse effects³² and the lack of high certainty evidence on alternative analgesics for children with acute abdominal pain, there is an urgent need for a well-designed, rigorously conducted trial that will inform clinical treatment decisions and healthcare policy.

We previously reviewed 86 protocols for paediatric randomised controlled trials (RCTs),³³ and 127 protocols

for surgical RCTs³⁴ that had been approved by ethics and begun recruitment. Of these, 40% and 43%, respectively, were discontinued before completion most often due to feasibility issues. Our proposed pilot trial will help us understand if there are feasibility issues that would present challenges to conducting a definitive trial. If so, we will modify our protocol to address these challenges. Our pilot study will also provide data which will help inform the sample size calculation for a definitive trial. If we do not make any significant changes to our protocol during the feasibility trial, we will consider this study vanguard and roll our pilot patients into a definitive study.

METHODS

We propose a pilot study to assess the feasibility of conducting a large definitive RCT to answer the following research question: In children aged 6–17 years presenting to a paediatric ED with ≤5 days of abdominal pain and undergoing investigations for suspected appendicitis, will administering IV ketorolac be non-inferior to IV morphine in reducing mean pain scores by a margin defined by the minimal important difference (MID)¹⁶ of 2 from baseline, using the 11-point Verbal Numerical Rating Scale (VNRS)?¹⁷ This will be a randomised, non-inferiority, double-dummy, blinded (participant, bedside clinicians, investigators and outcome assessors) double-blind, single-centre, feasibility, paediatric ED trial. Our study will adhere to recommendations from the 2010 Consolidated Standards of Reporting Trials (CONSORT) statement guidelines on feasibility pilot trials³⁵ (figure 1: CONSORT diagram).

Participant's eligibility criteria

Inclusion criteria and justification

1. Age 6–17 years: children <6 years of age are at low risk of appendicitis.^{36 37}
2. Abdominal pain ≤5 days' duration: longer duration of pain is less likely to be appendicitis.^{18 38}
3. A clinical decision to investigate for appendicitis (with blood work and/or ultrasound and/or paediatric surgery consult) as a possible aetiology by the clinical team or a confirmed appendicitis diagnosis made by the ED or paediatric surgery physician.
4. Patients who are initially assessed in our ED or are transferred from other sites.
5. Patients with IV cannula in situ or ordered to be placed: not to cause any additional pain or distress.
6. Currently experiencing moderate to severe pain: self-reported pain score ≥5 using the VNRS at the time of enrolment; ketorolac and morphine are used to treat moderate to severe pain.³⁹

Exclusion criteria and justification

1. Previous enrolment in trial: to ensure all observations are independent and not paired.

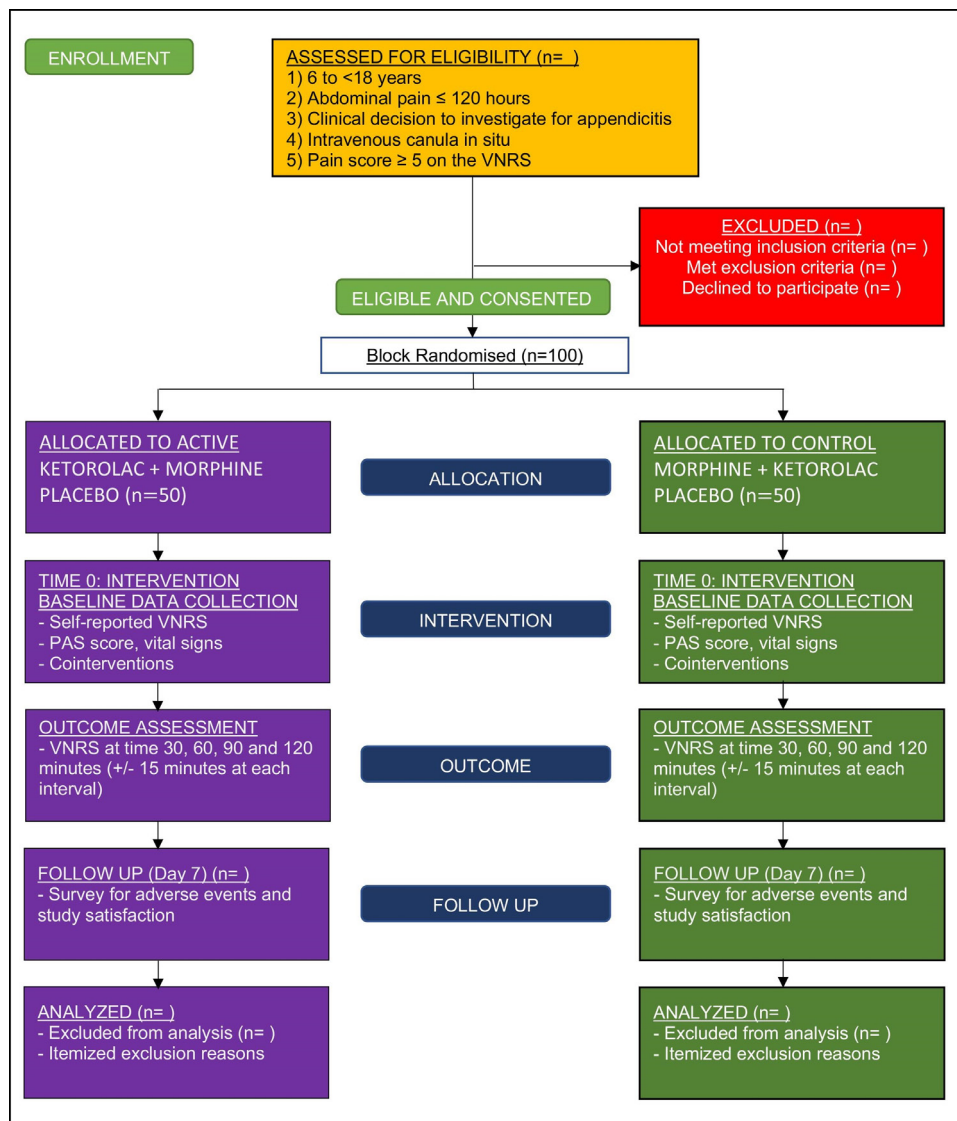


Figure 1 CONSORT diagram of study design. PAS is a validated clinical assessment score for patients with suspected appendicitis. CONSORT, Consolidated Standards of Reporting Trials; PAS, Paediatric Appendicitis Score; VNRS, 11-point Verbal Numerical Rating Scale (0–10).

- NSAID use within 3 hours and/or opioid use within 2 hours prior to recruitment: to avoid overdosing and confounding.
- Caregiver and/or child cognitive impairment precluding the ability to respond to study questions.
- Chronic pain requiring daily analgesic use for other indications: confounding as response to analgesics may be altered.
- History of gastrointestinal bleeding, peptic or duodenal ulcer disease or inflammatory bowel disease, coagulation disorders, prior cerebrovascular bleeding, known arteriovascular malformations: elevated bleeding risk with use of NSAIDs.⁴⁰
- History of chronic and active renal disease, excluding renal calculi and urinary tract infections.
- History of chronic and active hepatocellular disease; ketorolac is metabolised in the liver.
- Known pregnancy at the time of enrolment or breast-feeding women: there is a risk of premature closure of patent ductus arteriosus with NSAIDs.⁴¹
- Known hypersensitivity to NSAIDs or opioids.
- Absence of a parent/guardian for children who are <16 years in age.
- Inability to obtain consent due to a language barrier and the absence of language translator in person or by a phone translation service available in the ED.

Planned interventions

(1) Active intervention group: IV ketorolac, 0.5 mg/kg to a maximum of 30 mg plus IV placebo (normal saline); and (2) active control group: IV morphine 0.1 mg/kg to a maximum of 5 mg plus IV placebo (normal saline). Rescue therapy will be allowed after 120 min of trial medication administration, and we will recommend morphine

0.05–0.1 mg/kg IV at the discretion of the treating physician.

Rationale for treatment dose

The doses used for both ketorolac and morphine are based on manufacturers and hospital drug monographs used in Canada and are indicated for moderate to severe pain. The acceptable dose range for ketorolac is 0.25–1 mg/kg/dose every 6 hours (maximum 30 mg/dose). Onset of action is 30 min after IV administration and the maximum effect is achieved at 2 hours, with a total duration of action up to 6 hours. Morphine dose for IV bolus use is 0.1 mg/kg up to a maximum of 5 mg/dose given every 2 hours. Onset of action is 5–10 min after IV administration and maximum effect is achieved at 20 min, with a total duration of action up to 4 hours.

Study procedures

The study's research pharmacist will generate a randomisation list using random varying blocks of 4 and 6 with a 1:1 allocation ratio. The research pharmacist will prepare consecutively numbered study drug vials according to the randomisation schedule. At least two study drug kits will be stored in the medication dispensing room at the ED and be replenished as needed by the research pharmacist. Only the research pharmacist will retain the randomisation code. Children identified as potentially eligible for the study or the medical directive by triage nurses, bedside nurses or treating physicians will be screened by the clinical research assistant (CRA) for eligibility. Details of the study will be discussed with eligible participants and their caregivers. Once caregivers consent and participants assent (for children ≥ 7 years in age), the CRA will access REDCap to register the patient and enter the assigned subsequent drug kit number. A log of all screened patients will be maintained.

The CRA will collect baseline clinical variables and will complete the data collection forms. Elements of baseline pain severity (assessed by VNRS), location of pain, duration of pain since onset, associated symptoms (eg, nausea, anorexia, vomiting, dysuria, fever, pain with movement, Paediatric Appendicitis Score) will be collected. The CRA will give the next consequentially numbered drug kit to the clinical nurse with carefully labelled vials and dosing guidelines to administer as a push or a pump over 5 min as per the hospital drug monograph instructions for both drugs. Time 0 will be the time study drug administration is completed.

Our study drug kits will contain either active ketorolac and placebo morphine or active morphine and placebo ketorolac. The study drugs and placebo will be identical in appearance, consistency and smell. Vials will contain clear liquid ketorolac 10 mg/mL or morphine 2 mg/mL with their respective normal saline placebos. Placebos will be identical in appearance, volume and consistency (normal saline). The double-dummy design will ensure blinding of the nurses who are drawing up and administering the drug, as the per kilogram dose, is different

for morphine and ketorolac. Physicians, nurses, participants and their families, investigators and research assistants will be blinded to prevent bias in trial procedures and outcome assessment. Once patients are randomised, pharmacological co-interventions directed at pain relief will be limited to acetaminophen. However, all other non-analgesic pharmacotherapy will not be restricted and can be administered at the discretion of the responsible physician.

During the ED visit, all clinical outcomes will be measured within 2 hours of receiving the intervention. Further, ED and inpatient chart reviews will be completed to determine any adverse events, total doses of opioids administered in morphine equivalents/kg, type of NSAIDs administered and dose/frequency for each and the final diagnosis assigned. A phone or electronic parent/caregiver survey will be administered 7–14 days after discharge to elicit any change in diagnosis, late adverse events and satisfaction with study procedures.

Emergency unblinding

In the unlikely event that a treating physician feels that unblinding is required to inform clinical care, a request will be made to unblind to the CRA and/or the principal investigator (PI) for approval. Once approved, we will have sealed opaque envelopes that have corresponding labels for every drug kit. Those opaque envelopes will have a written document with the active drug in every drug kit. They will be stored separately from the drug kits outside of the ED in an office space that is locked by door and cabinet. Envelopes can only be retrieved by CRA or a delegated research assistant. Upon completion of the trial, all envelopes will be returned to research pharmacy with the used and unused drug kits to check the seal on the envelopes and document any unblinding. All accidental or intentional unblinding will be documented and reported to the PI. Patients whose treatment allocation is unblinded will remain in the study.

Outcomes

Feasibility outcomes

Our primary feasibility outcome is the proportion of eligible patients approached who provide informed consent and are enrolled in our trial. We will also assess the proportion of participants who: (1) complete their clinical outcome assessments and (2) have missing items on individual data collection forms. Additional feasibility outcomes include: (3) proportion of participants/caregivers who were satisfied with study procedures and interventions based on the 11-point Verbal Numerical Scale and if they would be willing to participate in a future trial; (4) reasons for declining consent; (5) reasons for withdrawing consent; (6) proportion of participants who complete the study fully (baseline characteristics, outcome assessment and follow-up survey) and (7) frequency of protocol deviations, specifically consecutive assignments of drug kits (table 1: summary table).

Table 1 Trial feasibility and clinical outcomes

Outcome	Measure	Thresholds* and analysis	
Feasibility outcomes	Participant recruitment	Consent rate	≥40% of subjects approached
		Proportion of eligible patients approached for consent	≥50% of eligible subjects
		Recruitment/month	≥8/month on average over 1 year
	Participant eligibility	Proportion meeting eligibility	≥70% of subjects clinically investigated for appendicitis
	Participant retention	Proportion completed outcome assessment	≥90% of participants
	Completion of study material	Proportion of participants who completed outcome assessment at all time points	≥90% of participants
Participants' satisfaction	Proportion of missing items on individual data collection forms (screening forms, baseline characteristics, outcome assessment, follow-up survey)	<10% of missing items	
		Proportion of participants and caregivers who were satisfied with study procedures and interventions, on a 0–11 numerical satisfaction survey	≥70% of participants score ≥7/10
Clinical outcomes	Improvement in pain score	Self-reported 11-point VNRS pain scores at 30, 60, 90, 120 min	Linear regression
	Improvement in category of pain	Proportion of participants with a change in their baseline pain category	Logistic regression
		Mild pain: VNRS <5	
		Moderate pain: ≥5–7	
	Proportion of participants who achieved their desired pain state	Severe pain: ≥8	
		A 0–10 numerical satisfaction scale	Linear regression
	Time to effective analgesia	Time it takes to achieve a pain score <3/10	Survival analysis in each group individually
	Rescue analgesia	Proportion of participants who received rescue analgesia (morphine) in each trial arm measured in morphine equivalent mg/kg within 6 hours of intervention	Logistic regression
Missed appendicitis	Frequency of appendicitis diagnosed on a return visit within 7 days	Logistic regression	
Adverse event profile	The proportion of children with any adverse events related to study drug administration with attention to heart burn, chest pain, epigastric pain, nausea, vomiting, dizziness, rash, haematuria, headaches and pruritus	Logistic regression	

*All feasibility outcomes and thresholds will be analysed using descriptive statistics. VNRS, Verbal Numerical Rating Scale.

Clinical outcomes

Clinical outcomes will be exploratory since our feasibility trial will be underpowered to detect differences in treatment effects. Clinical outcomes will include: (1) pain relief as measured on the 11-point VNRS at baseline and at 30, 60, 90 and 120 min after drug administration; (2) proportion of participants who change their baseline pain category at all time points (mild 1–3, moderate 4–6, severe ≥7 on VNRS)⁴²; (3) pain score and time at which any further analgesia is declined (eg, participant achieved desired pain state)⁴²; (4) time to effective analgesia (ie, VNRS <3); (5) proportion of participants requiring any rescue analgesia in each trial arm and the total amount of opioid administered as measured by morphine equivalent mg/kg within 8 hours of intervention; and (6) frequency of missed appendicitis (from the chart review and the follow-up call 7–14 days).

Adverse events profile

The proportion of children experiencing any adverse events, as reported by caregivers or clinical staff, will be recorded. We will solicit adverse events and code them using the Medical Dictionary for Regulatory Activities.

This serves as a 'single standardised international medical terminology which can be used for regulatory communication and evaluation of data pertaining to medicinal products for human use'.⁴³

Sample size

Our main criterion of success will be to enrol ≥40% of eligible patients who are approached. This is a conservative estimate compared with 60% consent rates in prior placebo-controlled acute pain ED studies and current trials in the McMaster Children's Hospital ED.^{4 6 44 45} Using a 95% CI for the proportion of eligible patients enrolled in our study and a margin of error of 0.1, a lower bound of this confidence of 0.3 and an expected enrolment rate of 40%, the minimum required sample for the pilot study would be 100 participants.⁴⁶

Trial pain scale

The 11-point VNRS is a validated self-reported acute pain scale for which an anchor-based MID of 2 points has been established.^{42 47} The VNRS has strong convergent validity, known-groups validity, responsiveness, and test–retest reliability in children 6–17 years old with acute pain and in

the emergency setting.^{42 47} It is rapidly administered by asking ‘On a scale of 0–10, where 0 means no pain and 10 means the worst pain, how much pain do you have right now?’ In a recent systematic review of all acute pain scales in children, the VNRS was the only pain scale that received a strong recommendation for use in children ≥ 6 years in age.⁴⁸

Planned analysis

Descriptive and exploratory analyses will be done for each feasibility objective. All participants who are randomised will be included in our analyses (ie, intention-to-treat). Participants who discontinued the study early (discharged or went to operating room) will be included with reasons for discontinuation documented. Patients’ baseline characteristics will be tabulated and described using frequency counts and percentages for dichotomous or categorical data, and continuous variables will be described using means and SDs, or medians and IQRs, depending on distribution. Statistical analyses will be performed using SAS V.9.2 (SAS Institute).

Feasibility outcome analyses and criteria for progression

Quantitative analyses will enable us to assess our data against the following feasibility criteria we seek to meet within reasonable limits:

1. Recruit $\geq 40\%$ of eligible patients who were approached for consent.
2. Recruit ≥ 8 participants/month averaged over the duration of the trial.
3. At least 90% of participants complete the 11-point VNRS for pain at 30, 60, 90 and 120 min within 15 min of the desired time point.
4. At least 90% overall data completion rate.
5. At least 70% of participants are satisfied with study procedures (scored ≥ 5 on an 11-point Numerical Rating Scale) and $\geq 70\%$ would participate in a future trial.

We will base our decision to progress to a definitive trial on the direct measure of the proportion for criterion 1 as well as a 95% CI estimate with a margin of error of 0.1. If we are below our progression threshold, we will identify the barriers to enrolment (eg, strict eligibility criteria, CRA hours of coverage, participants refusing blinding) of eligible patients and adjust the final study protocol accordingly. If there are no identifiable barriers, we will deem a definitive trial to be non-feasible. This decision will be made by the trial steering committee. For criteria 2–6, we will report on counts, frequencies and proportions and describe differences in proportions between groups. We will construct an estimate for the error using the 95% CI for proportions and means.

Clinical outcome analysis

Since this is a feasibility pilot trial, no formal hypothesis testing for efficacy will be conducted. For the definitive trial, we will base our sample size on the established MID for the 11-point VNRS (2 points), a non-inferiority margin of 1 point (50% of MID) and the variance around

treatment effect observed in the pilot trial.⁴⁹ The change in pain scores over chosen time intervals will help us determine the best time interval for evaluating our primary outcome in the definitive trial. We will calculate the within-group means of pain reduction by using linear regression for the VNRS continuous scale. We will use logistic regression for proportions of participants who changed pain category and required rescue analgesics. Baseline pain scores will be entered as a covariate.

Adverse event profile analysis

The proportion of children experiencing any adverse events, as reported by caregivers, physicians or nurses, will be compared between groups using descriptive statistics and logistic regression if the number of events allows. The analysis will evaluate the presence/absence of side effects in each group (table 1: outcome summary table).

Planned subgroup analysis

To inform feasibility and design of the future trial, we will conduct an exploratory analysis to see if the enrolment rate is different among (1) participant sex; (2) participant gender; (3) time of day, between 10:00–16:00 and 16:00–22:00; and (4) participants’ final surgical diagnoses of appendicitis (received appendectomy or treated with IV antibiotics) versus not. Biological mechanisms, such as sex hormones, influence the nervous system perception of pain and response to analgesics.^{36–38} In addition, gender norms are known to impact a patient’s perceived sensitivity to pain. After explaining to participants and caregivers why sex and gender are important in pain research, we will use the recommended⁵⁰ two-step questionnaire to determine biological sex and gender separately. The two-step survey has been tested in transgender populations and validated over a broader North American population.^{51–55}

Clinical monitoring, safety monitoring, quality assurance and quality control

This study may be subject to audit or inspection by representatives of the research office at Hamilton Health Sciences or representatives of Health Canada. Privacy and confidentiality policy and procedure will also be reviewed at the study recruitment training session for all study personnel. Clinical site monitoring is conducted to ensure that the rights and well-being of trial participants are protected, that the reported trial data are accurate, complete, and verifiable, and that the conduct of the trial is in compliance with the currently approved protocol/amendment(s), with International Conference on Harmonisation Good Clinical Practice, Tri-Council Policy Statement 2 and with applicable regulatory requirement(s) (eg, Health Canada). The PI and McMaster Children’s Hospital will permit trial-related monitoring, audits, Research Ethics Board (REB) review and regulatory inspection(s) by providing direct access to source data/documentation, as required.

Our study will be monitored by a Data Safety and Monitoring Board (DSMB). Since this is a feasibility trial, there will be no specific stopping rules. The DSMB will be looking at safety and trial recruitment process and advise the steering committee on possible protocol modification to maintain safety, trial integrity and increase feasibility. We will inform the DSMB and Health Canada of all serious adverse events within 7 days of their occurrence. If the DSMB has any safety concerns, they may request unmasking. The DSMB will be completely independent from the trial steering committee and will have a clinical ED physician, a clinical researcher and a biostatistician with no association with trial sponsor or PI.

Patient and public involvement

During the early stages of study question conceptualisation and design, we have engaged our local hospital family advisory council constituting of 14 caregivers, a child life specialist and hospital leadership. A formal presentation was done on all aspects of the study including the research question, design, recruitment strategy and outcome measures. The family advisory council determined that a trial that has the potential to reduce opioid use in the ED should be a major priority. Several members' quotes include 'anything to reduce use of opioids with kids has my blessing, this is so important to find alternatives to opioids' and 'we need to curb the use of opioids every chance we get, especially in our children to avoid long-term addictions/consequences'. There was no additional feedback to change the randomisation sequence generation, blinding or allocation procedures. The chair of the family advisory council reviewed the protocol (KB) and assisted us in drafting lay summaries, posters for advertisement and consent as well as assent forms (see online supplemental file 1). To further integrate patient involvement in the development of our definitive trial, we designed a survey to be administered 7 days after our trial to assess if patients/caregivers were satisfied with the study procedures and illicit feedback on any changes that should be made. The completed feasibility trial publication will be shared with study participants.

Future direction

To our knowledge, this is the first trial in children with suspected appendicitis comparing IV morphine with ketorolac. We will determine if a definitive, multi-centre trial of ketorolac versus morphine for acute pain among children with suspected appendicitis is feasible by specifically: (1) assessing the pragmatic sensibility of our eligibility criteria and ensure we are able to recruit enough patients by enrolling $\geq 40\%$ of eligible patients approached; (2) testing our randomisation and data collection procedures; (3) collecting information on associated adverse events linked to inform the focus of our safety assessment; (4) garnering feedback from clinicians and participants on study design and (5) presenting our findings at the annual Pediatric Emergency Research Canada (PERC)⁴³ conference in order to solicit feedback

and engage other sites and stakeholders to collaborate in our planned future multicentre trial. If our pilot trial is successful based on feasibility thresholds and does not require any significant changes to the protocol, we will include the clinical outcome data in the analysis of the definitive trial.

We anticipate that our trial will be feasible. Our team is multidisciplinary with expertise in international network trials (SF, SA, JWB, RC, LT), pharmacological pain trials (SA, JWB) and feasibility and non-inferiority designs (LT). In terms of completing the clinical outcome assessment, a similar pain trial (the OUCH trial^{15 56}) achieved a 90% rate of complete follow-up. We therefore expect a similar rate of follow-up in our proposed trial. The average time to disposition (discharge or admission) at McMaster Children's Hospital for children who are investigated for appendicitis is 5.5 hours which provides ample time for intervention and primary outcome assessment. A \$10 gift card will be given to participating families who complete all secondary outcome assessments.

ETHICS AND DISSEMINATION

We have obtained full ethics approval from Hamilton integrated REB (certificate 12957) as well as a Health Canada approval for our trial. Any protocol amendments will be communicated to the REB and updated on the trial registry site (<https://clinicaltrials.gov/ct2/show/NCT04528563>). To promote uptake of our study outputs, we have engaged relevant stakeholders in appropriate and meaningful ways throughout the project. Creating partnerships with our hospital family advisory council, surgical programme, PERC, Solutions for Kids in Pain from idea conceptualisation to background work and feasibility assessment to definitive trial completion will maximise collaboration and enhance the interaction between knowledge users at different phases of research. We will submit the results of our completed trial for poster and oral presentation to annual paediatric (Canadian Pediatric Society), emergency (Canadian Association of Emergency Physicians) and pain association (Canadian Pain Society) conferences, and for publication in a peer-reviewed journal.

Author affiliations

¹Pediatrics, McMaster University, Faculty of Health Sciences, Hamilton, Ontario, Canada

²Department of Health Research Methods, Evidence & Impact, McMaster, Hamilton, Ontario, Canada

³Anesthesia, McMaster University, Hamilton, Ontario, Canada

⁴Pediatrics, Alberta Children's Hospital, Calgary, Alberta, Canada

⁵Department of Medicine, McMaster University, Hamilton, Ontario, Canada

⁶Pharmacy, Hamilton Health Sciences, Hamilton, Ontario, Canada

⁷Department of Health Research Methods, Evidence, and Impact, McMaster University, Hamilton, Ontario, Canada

⁸St Joseph's Research Institute, St Joseph's Health Care, Hamilton, Ontario, Canada

⁹Pediatrics, Stollery Children's Hospital, Edmonton, Alberta, Canada

Twitter Jason W Busse @JasonWBusse and Samina Ali @drsaminaali

Acknowledgements Karen Beattie and family advisory council at McMaster Children's Hospital for their caregiver perspective on our study methodology and implementation.

Contributors Study conceptualisation—ME, JA, GT, SF, JWB. Study design—ME, JA, GT, SF, JWB, LT, KB, RC. Advice on drug dosing and interventions—CS. Drafting protocol—ME, JWB, SF, GT, KB, RC, CS, SA. Health Canada application—ME, CS, RC. Ethics approval application—ME, CS, RC.

Funding This trial has been funded by Hamilton Health Sciences Foundation: New Investigator Fund (grant number 20492). JWB is funded, in part, by a Canada Research Chair in Prevention & Management of Chronic Pain.

Competing interests None declared.

Patient and public involvement Patients and/or the public were involved in the design, or conduct, or reporting, or dissemination plans of this research. Refer to the Methods section for further details.

Patient consent for publication Not required.

Provenance and peer review Not commissioned; externally peer reviewed.

Supplemental material This content has been supplied by the author(s). It has not been vetted by BMJ Publishing Group Limited (BMJ) and may not have been peer-reviewed. Any opinions or recommendations discussed are solely those of the author(s) and are not endorsed by BMJ. BMJ disclaims all liability and responsibility arising from any reliance placed on the content. Where the content includes any translated material, BMJ does not warrant the accuracy and reliability of the translations (including but not limited to local regulations, clinical guidelines, terminology, drug names and drug dosages), and is not responsible for any error and/or omissions arising from translation and adaptation or otherwise.

Open access This is an open access article distributed in accordance with the Creative Commons Attribution Non Commercial (CC BY-NC 4.0) license, which permits others to distribute, remix, adapt, build upon this work non-commercially, and license their derivative works on different terms, provided the original work is properly cited, appropriate credit is given, any changes made indicated, and the use is non-commercial. See: <http://creativecommons.org/licenses/by-nc/4.0/>.

ORCID iDs

Mohamed Eltorki <http://orcid.org/0000-0001-6978-0015>

Jason W Busse <http://orcid.org/0000-0002-0178-8712>

Stephen B Freedman <http://orcid.org/0000-0003-2319-6192>

Lehana Thabane <http://orcid.org/0000-0003-0355-9734>

Samina Ali <http://orcid.org/0000-0002-0595-364X>

REFERENCES

- 1 Information CifH. Hospital stays in Canada, 2019. Available: <https://www.cihi.ca/en/hospital-stays-in-canada> [Accessed 2019/12/05].
- 2 Bundy DG, Byerley JS, Liles EA, et al. Does this child have appendicitis? *JAMA* 2007;298:438–51.
- 3 Schuh S, Chan K, Langer JC, et al. Properties of serial ultrasound clinical diagnostic pathway in suspected appendicitis and related computed tomography use. *Acad Emerg Med* 2015;22:406–14.
- 4 Bailey B, Bergeron S, Gravel J, et al. Efficacy and impact of intravenous morphine before surgical consultation in children with right lower quadrant pain suggestive of appendicitis: a randomized controlled trial. *Ann Emerg Med* 2007;50:371–8.
- 5 Cozzi G, Zanchi C, Chiaretti A, et al. Administering analgesia sublingually is a suitable option for children with acute abdominal pain in the emergency department. *Acta Paediatr* 2019;108:143–8.
- 6 Green R, Bulloch B, Kabani A, et al. Early analgesia for children with acute abdominal pain. *Pediatrics* 2005;116:978–83.
- 7 Gomes T, Greaves S, Tadrous M, et al. Measuring the burden of Opioid-related mortality in Ontario, Canada. *J Addict Med* 2018;12:418–9.
- 8 Chua K-P, Brummett CM, Conti RM, et al. Association of opioid prescribing patterns with prescription opioid overdose in adolescents and young adults. *JAMA Prescrip* 2020;174:141–148.
- 9 Gaither JR, Shabanova V, Leventhal JM. Us national trends in pediatric deaths from prescription and illicit opioids, 1999–2016. *JAMA Netw Open* 2018;1:e186558.
- 10 Harbaugh CM, Lee JS, Hu HM, et al. Persistent opioid use among pediatric patients after surgery. *Pediatrics* 2018;141. doi:10.1542/peds.2017-2439. [Epub ahead of print: 04 12 2017].
- 11 Poonai N, Bhullar G, Lin K, et al. Oral administration of morphine versus ibuprofen to manage postfracture pain in children: a randomized trial. *CMAJ* 2014;186:1358–63.
- 12 Sobieraj DM, Martinez BK, Miao B, et al. Comparative effectiveness of analgesics to reduce acute pain in the prehospital setting. *Prehosp Emerg Care* 2020;24:163–74.
- 13 Poonai N, Dattoo N, Ali S, et al. Oral morphine versus ibuprofen administered at home for postoperative orthopedic pain in children: a randomized controlled trial. *CMAJ* 2017;189:E1252–8.
- 14 Poonai N, Paskar D, Konrad S-L, et al. Opioid analgesia for acute abdominal pain in children: a systematic review and meta-analysis. *Acad Emerg Med* 2014;21:1183–92.
- 15 Le May S, Ali S, Plint AC, et al. Oral analgesics utilization for children with musculoskeletal injury (OUCH trial): an RCT. *Pediatrics* 2017;140. doi:10.1542/peds.2017-0186. [Epub ahead of print: 11 10 2017].
- 16 Busse JW, Sadeghirad B, Oparin Y, et al. Management of Acute Pain From Non-Low Back, Musculoskeletal Injuries : A Systematic Review and Network Meta-analysis of Randomized Trials. *Ann Intern Med* 2020;173:730–8.
- 17 Robb AL, Ali S, Poonai N. Pediatric emergency research Canada appendicitis study G. pain management of acute appendicitis in Canadian pediatric emergency departments. *CJEM* 2017;19:417–23.
- 18 Koren G. Improving medicines for children in Canada. findings of the expert panel on therapeutic products for infants, children and youth. *J Popul Ther Clin Pharmacol* 2014;21:e518–9.
- 19 Klassen TP, Hartling L, Craig JC, et al. Children are not just small adults: the urgent need for high-quality trial evidence in children. *PLoS Med* 2008;5:e172.
- 20 Fowler M, Ali S, Gouin S, et al. Knowledge, attitudes and practices of Canadian pediatric emergency physicians regarding short-term opioid use: a descriptive, cross-sectional survey. *CMAJ Open* 2020;8:E148–55.
- 21 Research CloH. Research in Substance Use: Opioids - CIHR 2018.
- 22 Canadian Pain Research Summit Report (2016) - CIHR 2017.
- 23 Krauss BS, Calligaris L, Green SM, et al. Current concepts in management of pain in children in the emergency department. *Lancet* 2016;387:83–92.
- 24 Gillis JC, Brogden RN, Ketorolac BRN. Ketorolac. A reappraisal of its pharmacodynamic and pharmacokinetic properties and therapeutic use in pain management. *Drugs* 1997;53:139–88.
- 25 Reinhart DI. Minimising the adverse effects of ketorolac. *Drug Saf* 2000;22:487–97.
- 26 Motov S, Yasavolian M, Likourezos A, et al. Comparison of intravenous ketorolac at three single-dose regimens for treating acute pain in the emergency department: a randomized controlled trial. *Ann Emerg Med* 2017;70:177–84.
- 27 Rieder MJ. Canadian paediatric Society dT, hazardous substances C. drug research and treatment for children in Canada: a challenge. *Paediatr Child Health* 2011;16:560–1.
- 28 Drug investigation for Canadian children: the role of the Canadian paediatric Society. *Paediatr Child Health* 2003;8:231–4.
- 29 Bourgeois FT, Hwang TJ. The pediatric research equity act moves into adolescence. *JAMA* 2017;317:259–60.
- 30 Hartling L, Ali S, Dryden DM, et al. How safe are common analgesics for the treatment of acute pain for children? A systematic review. *Pain Res Manag* 2016;2016:1–15.
- 31 Research CloH. Research in Substance Use: Opioids - CIHR 2019.
- 32 Lynch ME. The need for a Canadian pain strategy. *Pain Res Manag* 2011;16:77–80.
- 33 Schandelmaier S, Tomonaga Y, Bassler D, et al. Premature discontinuation of pediatric randomized controlled trials: a retrospective cohort study. *J Pediatr* 2017;184:e201:209–14.
- 34 Rosenthal R, Kasenda B, Dell-Kuster S, et al. Completion and publication rates of randomized controlled trials in surgery: an empirical study. *Ann Surg* 2015;262:68–73.
- 35 Eldridge SM, Chan CL, Campbell MJ, et al. Consort 2010 statement: extension to randomised pilot and feasibility trials. *BMJ* 2016;355:i5239.
- 36 Robinson ME, Riley JL, Myers CD, et al. Gender role expectations of pain: relationship to sex differences in pain. *J Pain* 2001;2:251–7.
- 37 Wise EA, Price DD, Myers CD, et al. Gender role expectations of pain: relationship to experimental pain perception. *Pain* 2002;96:335–42.
- 38 Alabas OA, Tashani OA, Tabasam G, et al. Gender role affects experimental pain responses: a systematic review with meta-analysis. *Eur J Pain* 2012;16:1211–23.
- 39 Canada P. Ketorolac tromethamine injection Product_Monograph_209949.pdf, 2021. Available: https://www.pfizer.ca/sites/default/files/201712/2017.12.01_Ketorolac_PM_E_209949.pdf [Accessed 2021/01/07].
- 40 Strom BL, Berlin JA, Kinman JL, et al. Parenteral ketorolac and risk of gastrointestinal and operative site bleeding. A postmarketing surveillance study. *JAMA* 1996;275:376–82.

- 41 Koren G, Florescu A, Costei AM, *et al.* Nonsteroidal antiinflammatory drugs during third trimester and the risk of premature closure of the ductus arteriosus: a meta-analysis. *Ann Pharmacother* 2006;40:824–9.
- 42 Tsze DS, Hirschfeld G, von Baeyer CL, *et al.* Changes in pain score associated with clinically meaningful outcomes in children with acute pain. *Acad Emerg Med* 2019;26:1002–13.
- 43 Bialy L, Plint A, Zemek R, *et al.* Pediatric emergency research Canada: origins and evolution. *Pediatr Emerg Care* 2018;34:138–44.
- 44 Kim MK, Strait RT, Sato TT, *et al.* A randomized clinical trial of analgesia in children with acute abdominal pain. *Acad Emerg Med* 2002;9:281–7.
- 45 Mahadevan M, Graff L. Prospective randomized study of analgesic use for ED patients with right lower quadrant abdominal pain. *Am J Emerg Med* 2000;18:753–6.
- 46 Thabane L, Ma J, Chu R, *et al.* A tutorial on pilot studies: the what, why and how. *BMC Med Res Methodol* 2010;10:1.
- 47 Tsze DS, von Baeyer CL, Pahalyants V, *et al.* Validity and Reliability of the Verbal Numerical Rating Scale for Children Aged 4 to 17 Years With Acute Pain. *Ann Emerg Med* 2018;71:e693:691–702.
- 48 Birnie KA, Hundert AS, Lalloo C, *et al.* Recommendations for selection of self-report pain intensity measures in children and adolescents: a systematic review and quality assessment of measurement properties. *Pain* 2019;160:5–18.
- 49 Busse JW, Bartlett SJ, Dougados M, *et al.* Optimal strategies for reporting pain in clinical trials and systematic reviews: recommendations from an OMERACT 12 workshop. *J Rheumatol* 2015;42:1962–70.
- 50 Gendered innovations in science and medicine, engineering and Environment- surveys. Stanford, 2021. Available: <http://genderinnovations.stanford.edu/methods/surveys.html> [Accessed 2021/2/2].
- 51 Deutsch MB, Green J, Keatley J, *et al.* Electronic medical records and the transgender patient: recommendations from the world professional association for transgender health EMR Working group. *J Am Med Inform Assoc* 2013;20:700–3.
- 52 Factor R, Rothblum E. Exploring gender identity and community among three groups of transgender individuals in the United States: MTFs, FTMS, and genderqueers. *Health Sociology Review* 2008;17:235–53.
- 53 Group G. *Best practices for asking questions to identify transgender and other gender minority respondents on population-based surveys*. Los Angeles: Williams Institute, 2014.
- 54 Jans M, Grant D, Park R. Using verbal paradata monitoring and behavior coding to pilot test gender identity questions in the California health interview survey: the role of qualitative and quantitative feedback. *Proceedings of the American Association for Public Opinion Research Annual Conference*, 2015.
- 55 Cahill S, Singal R, Grasso C, *et al.* Do ask, do tell: high levels of acceptability by patients of routine collection of sexual orientation and gender identity data in four diverse American community health centers. *PLoS One* 2014;9:e107104.
- 56 Ali S, Rajagopal M, Klassen T, *et al.* Study protocol for two complementary trials of non-steroidal or opioid analgesia use for children aged 6 to 17 years with musculoskeletal injuries (the NO OUCH study). *BMJ Open* 2020;10:e035177.