

Showcasing research from Professor Kazuaki Ishihara's laboratory, Graduate School of Engineering, Nagoya University, Nagoya, Japan.

Enantioselective aza-Friedel–Crafts reaction of furan with α -ketimino esters induced by a conjugated double hydrogen bond network of chiral bis(phosphoric acid) catalysts

Chiral C_2 - and C_1 -symmetric BINOL-derived bis(phosphoric acid) catalysts, which have $OP(=O)(OH)_2/OP(=O)(OH)(OR)$ moieties at the 2,2'-positions, were developed and used for the enantioselective aza-Friedel–Crafts reaction of 2-methoxyfuran with α -ketimino esters for the first time. The intramolecular conjugated double hydrogen bond network is a key to increasing the Brønsted acidity and preventing deactivation of the catalysts. Highly functionalized α -amino acid derivatives with a chiral quaternary carbon center could be transformed into versatile optically active *N*- and *O*-heterocycles and an α -aryl-substituted serine.

As featured in:



See Akira Sakakura, Kazuaki Ishihara et al., *Chem. Sci.*, 2018, 9, 6361.



rsc.li/chemical-science

Registered charity number: 207890

Cite this: *Chem. Sci.*, 2018, 9, 6361

Enantioselective aza-Friedel–Crafts reaction of furan with α -ketimino esters induced by a conjugated double hydrogen bond network of chiral bis(phosphoric acid) catalysts†

Manabu Hatano,^a Haruka Okamoto,^a Taro Kawakami,^a Kohei Toh,^a Hidefumi Nakatsuji,^a Akira Sakakura^{ib}*^b and Kazuaki Ishihara^{id}*^a

Chiral C_2 - and C_1 -symmetric BINOL-derived bis(phosphoric acid) catalysts, which have $OP(=O)(OH)_2/OP(=O)(OH)(OR)$ moieties at the 2,2'-positions, were developed and used for the enantioselective aza-Friedel–Crafts reaction of 2-methoxyfuran with α -ketimino esters for the first time. The intramolecular conjugated double hydrogen bond network is a key to increasing the Brønsted acidity and preventing deactivation of the catalysts. Highly functionalized α -amino acid derivatives with a chiral quaternary carbon center could be transformed into versatile optically active N - and O -heterocycles and an α -aryl-substituted serine.

Received 24th May 2018
Accepted 23rd June 2018DOI: 10.1039/c8sc02290a
rsc.li/chemical-science

Introduction

The hydrogen bond network of chiral multiprotic acid catalysts plays an important role in activating Brønsted acidity, controlling conformational flexibility, and producing high enantioselectivity.^{1,2} According to the general classification of combined acid catalysts described by Yamamoto,³ some chiral Brønsted acid catalysts $R^*(XH)_2$ with a hydrogen bond network could be considered part of a Brønsted acid-assisted Brønsted acid (BBA) catalyst system. In such a BBA system, one hydrogen atom of an XH group might participate in an intramolecular hydrogen bond with the other XH group, which might be activated and thus used for activation of the substrate. Since 2003, when Rawal reported the first example of an intramolecular single hydrogen bonding network in chiral TADDOLs (α, α', α' -tetraaryl-1,3-dioxolan-4,5-dimethanols)^{4a,c} for the enantioselective hetero-Diels–Alder reaction, and after Schaus developed chiral 3,3'-diaryl-BINOLs (1,1'-bi-2-naphthol)^{4b} for the enantioselective Morita–Baylis–Hillman reaction, great effort has been devoted to this research area (Fig. 1a). Chiral 1,1'-biaryl-2,2'-dimethanol

(Yamamoto/Rawal),^{4d} chiral glycolic acid (Yamamoto),⁵ chiral 2-bis(triflyl)methyl-2'-hydroxy-1,1'-binaphthyl (Ishihara/Yamamoto),⁶ chiral binaphthyl di-carboxylic acids (Maruoka),⁷ 3,3-linked-bis(BINOL)-derived bis(phosphoric acid)s (Gong),⁸ chiral binaphthyl disulfonic acids (BINSAs) (our group),⁹ and chiral 3,3'-di(2-hydroxy-3-arylphenyl)-BINOL-derived bis(phosphoric acid)s and chiral carboxylic acid–phosphoric acid combined catalysts (Momiyama/Terada)^{10,11} have been developed for a variety of asymmetric catalyses. These outstanding chiral BBA catalysts might have an intramolecular single hydrogen bond network with the use of bis(monoprotic acid)s $R^*(XH)_2$. In sharp contrast, we envisioned that an intramolecular double hydrogen bond network may represent a new strategy for the design of chiral Brønsted acid catalysts. However, a simple and

^aGraduate School of Engineering, Nagoya University, Furo-cho, Chikusa, Nagoya 464-8603, Japan. E-mail: ishihara@cc.nagoya-u.ac.jp; Fax: +81-52-789-3222; Tel: +81-52-789-3331

^bGraduate School of Natural Science and Technology, Okayama University, 3-1-1 Tsushima-naka, Kita-ku, Okayama 700-8530, Japan. E-mail: sakakura@okayama-u.ac.jp; Fax: +81-86-251-8215; Tel: +81-86-251-8215

† Electronic supplementary information (ESI) available: Experimental procedure, characterization data, additional control experiments, copies of ¹H NMR and ¹³C NMR spectra of all new compounds. CCDC 1520624, 1520625, 1834631 and 1834632. For ESI and crystallographic data in CIF or other electronic format see DOI: 10.1039/c8sc02290a

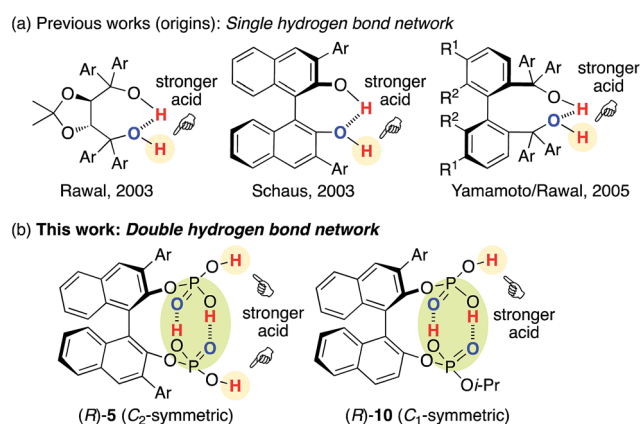


Fig. 1 Design of chiral BINOL-derived bis(phosphoric acid) catalysts.

closed double hydrogen bond network, as seen in a dimeric structure of two molecules of carboxylic acids, would lose both the Brønsted acid- and base-functions upon neutralization. Therefore, here we developed chiral C_2 -symmetric BINOL-derived bis(phosphoric acid) catalysts (R)-**5** as bis(diprotic acid)s $R^*(\text{XH}_2)_2$, which have two $\text{OP}(=\text{O})(\text{OH})_2$ moieties at the 2,2'-positions of the chiral binaphthyl backbone (Fig. 1b). Based on the essence of (R)-**5**, chiral C_1 -symmetric catalysts (R)-**10**, which have $\text{OP}(=\text{O})(\text{OH})_2/\text{OP}(=\text{O})(\text{OH})(\text{Oi-Pr})$ moieties, were also developed. Remarkably, outside of the conjugated intramolecular double hydrogen bond network, the Brønsted acid moiety would still exist and work as an active center by the BBA methodology.

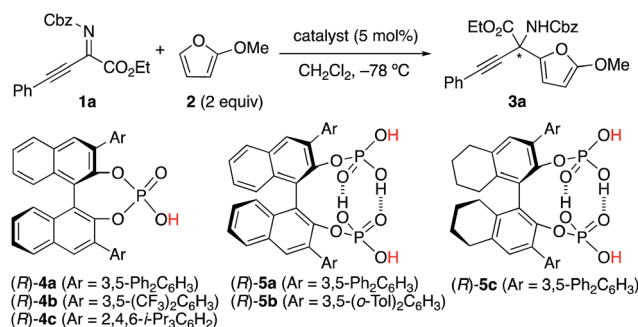
Results and discussion

Experimental investigation with chiral C_2 -symmetric catalysts

We initially examined the aza-Friedel–Crafts (FC) reaction of 2-methoxyfuran **2** (ref. 12 and 13) with β,γ -alkynyl- α -imino esters **1a**¹⁴ through the use of achiral Brønsted acid catalysts (5 mol%) in dichloromethane at -78°C (Table 1 and also see the ESI†). As a result, suitable Brønsted acidity would be required for the reaction to proceed smoothly; catalysts that were too weakly acidic gave poor catalytic activity (entries 1 and 2) and catalysts that were too strongly acidic gave undesired byproducts due to

the instability of **1a** and particularly **2** under acidic conditions (entries 4–6). Fortunately, phosphoric acids could be used without the serious generation of byproducts due to their suitable Brønsted acidity for this reaction, although the yields of product **3a** were moderate (entries 7 and 8). Next, we examined conventional chiral phosphoric acid (R)-**4a** (entry 9), which would be less aggregatable than the less bulky achiral phosphoric acids in entries 7 and 8. As a result, although the $\text{p}K_{\text{a}}$ of (R)-**4a** would be similar to those of the achiral phosphoric acids in entries 7 and 8, the catalytic activity was greatly improved (see the ESI† for details). Particularly, when (R)-**4b** with electron-withdrawing CF_3 groups in its 3,3'-diaryl moieties was used, the reaction was accelerated, although the enantioselectivity was still low (40% ee) (entry 10). Moreover, well-acknowledged bulky (R)-**4c** was much less active than (R)-**4a** and (R)-**4b** (entry 11). In contrast, chiral C_2 -symmetric bis(phosphoric acid) (R)-**5a**¹⁵ was much more effective than (R)-**4a–c**, and **3a** was obtained in 82% yield with 70% ee within 5 h (entry 12).¹⁶ Slightly modified catalyst (R)-**5b** derived from (R)-3,3'-(3,5-(*o*-Tol)₂C₆H₃)₂-BINOL improved the enantioselectivity (76% ee) of **3a** (entry 13). (R)-**5c** with a 5,5',6,6',7,7',8,8'-H₈-binaphthyl backbone showed lower catalytic activity than (R)-**5a** and (R)-**5b**, and a prolonged reaction time (24 h) was needed (entry 14). Moreover, we optimized β,γ -alkynyl- α -imino esters **1** with the use of (R)-**5b** (see the ESI† for details).¹⁷ To avoid the effect of

Table 1 Screening of Brønsted acid catalysts^a

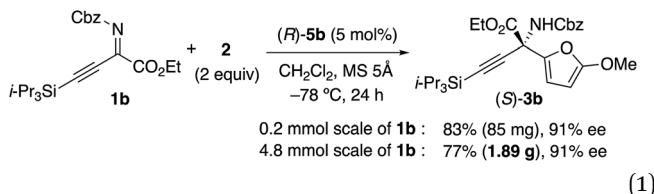


Entry	Catalyst	$\text{p}K_{\text{a}}$ in H ₂ O ^b	$\text{p}K_{\text{a}}$ in DMSO ^b	Reaction time (h)	Conversion (%) of 1a	Yield (%) of 3a	ee (%) of 3a
1	CH ₃ CO ₂ H	4.76	12.3	24	0	0	—
2	CH ₂ BrCO ₂ H	2.86	—	24	13	13	—
3	CHF ₂ CO ₂ H	1.24	6.45	24	56	52	—
4	CCl ₃ CO ₂ H	0.65	2.5	24	>99	59	—
5	CF ₃ CO ₂ H	0.26	3.5	12	>99	53	—
6	<i>p</i> -CH ₃ C ₆ H ₄ SO ₃ H	-1.34	0.9	12	>99	34	—
7	PhOP(=O)(OH) ₂	1.42	—	24	51	49	—
8	(PhO) ₂ P(=O)OH	0.26	3.7	24	60	60	—
9	(R)- 4a	—	—	24	>99	87	26(<i>S</i>)
10	(R)- 4b	—	2.63	12	>99	73	40(<i>S</i>)
11	(R)- 4c	—	4.22	24	95	60	10(<i>R</i>)
12	(R)- 5a	—	—	5	>99	82	70(<i>S</i>)
13	(R)- 5b	—	—	8	>99	88	76(<i>S</i>)
14	(R)- 5c	—	—	24	>99	85	75(<i>S</i>)

^a The reaction was carried out with catalyst (5 mol%), **1a** (0.20 mmol, 1 equiv.), and **2** (2 equiv.) in dichloromethane (0.1 M based on **1a**) at -78°C . Isolated yield of **3a** is shown. Cbz = CO₂CH₂Ph. ^b The $\text{p}K_{\text{a}}$ value in the references. See the ESI for details.



adventitious water, which might react with **1** and **2** to give undesired products, powdered MS 5 Å was used as a drying agent. As a result, when we used **1b** with bulky *i*-Pr₃Si protection for the alkyne moiety, (*S*)-**3b** was obtained in 83% yield with 91% ee (eqn (1)). Remarkably, we could perform a 1.89 g-scale synthesis of (*S*)-**3b** (77% yield with 91% ee), and 99% of (*R*)-**5b** could be recovered.



We now turn our attention to mechanistic aspects. It is important to identify the intramolecular double hydrogen bond network in the catalysts. Fortunately, (*R*)-**5c**·(pyridine)₂ was crystallized, and the results of an X-ray analysis are shown in Fig. 2. As a result, two P(=O)(OH)₂ moieties at the 2,2'-positions of the H₈-binaphthyl backbone coordinate with each other, and the conjugated double hydrogen bond network is unambiguously formed at the center of the monomeric molecules. Pyridines are coordinated BBA-activated protons, which would be considered to activate the substrate in a similar way. In this regard, the role of the two outside protons was next examined with the use of monomethyl-protected (*R*)-**6a** and dimethyl-protected (*R*)-**6b** (Scheme 1). As a result, (*R*)-**6a** showed almost the same catalytic activity (81% yield and 91% ee of **3b**) as (*R*)-**5b**, whereas (*R*)-**6b** gave a poor result (22% yield and 34% ee of **3b**) in the reaction of **2** with **1b**. This result strongly suggests that two activated protons in (*R*)-**5b** should be independent of each other, although the absence of both protons results in a loss of catalytic activity. In contrast, the protons in the tight structure of a double hydrogen bond network might not be directly involved in promoting the reaction as possible Brønsted acids.

Moreover, a non-linear effect was examined in the reaction of **2** with **1a** with the use of (*R*)-**5b** or (*R*)-**4a** (Fig. 3 and also see the ESI†). As expected from the X-ray structure of monomeric (*R*)-**5c**·(pyridine)₂, a linear relationship was observed for (*R*)-**5b**, and the yields were almost constant (71–75%) (Fig. 3a). In contrast, a positive non-linear effect was observed for (*R*)-**4a** (Fig. 3b).

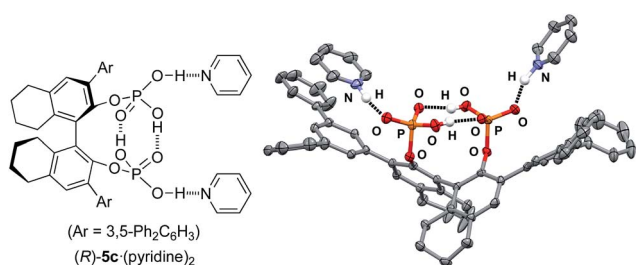
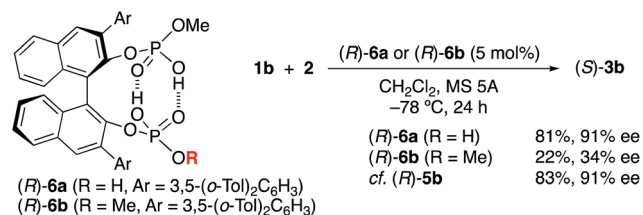


Fig. 2 X-ray analysis of (*R*)-**5c**·(pyridine)₂. Hydrogen atoms are partially omitted for clarity.



Scheme 1 Role of active H⁺-centers in chiral C₂-symmetric catalysts (*R*)-**5b**.

This non-linear relationship strongly suggests that inactive dimeric species¹⁹ might be involved under the reaction conditions for (*R*)-**4a** unlike (*R*)-**5b**. Indeed, although both (*R*)-**5b** and (*R*)-**4a** have almost the same sterically hindered 3,3'-diaryl moieties, the strongly Brønsted basic P=O moiety is still free in (*R*)-**4a**. It is quite unlike the situation in (*R*)-**5b**, which has a core hydrogen bond network through the “intramolecular dimerization” of two P(=O)(OH)₂ moieties. Thus, the much better catalytic activity of (*R*)-**5b** compared to (*R*)-**4a** might be attributed to not only the stronger acidity of (*R*)-**5b** due to a BBA system but also the monomeric active species of (*R*)-**5b** due to the closed P=O moieties.²⁰

Experimental investigation with chiral C₁-symmetric catalysts

With the above understanding of the present catalyst system, we should expand the substrate scope of α -ketimino esters beyond the useful but specific substrates **1a** and **1b**. Due to their synthetic importance, we chose aryl α -ketimino esters, such as **7a** (Table 2). Unfortunately, however, (*R*)-**5b** was not effective for the reaction of less reactive **7a**, unlike more reactive **1a** and **1b**, and (*R*)-**8a** was barely obtained with 15% ee at slightly higher temperature (−60 °C) (entry 3). To improve the enantioselectivity, stereocontrol by more bulky substituents at the 3,3'-positions of the C₂-symmetric catalysts (*R*)-**5** should be needed. However, we could not introduce phosphoric acid moieties at the 2,2'-positions of the bulky 3,3'-Ar₂-BINOL-skeleton (*e.g.*, Ar = 2,4,6-*i*-Pr₃C₆H₂). Instead, an extremely bulky C₁-symmetric catalyst (*R*)-**9c** with 2,4,6-Cy₃C₆H₂ at the 3-position could be readily prepared as well as (*R*)-**9a** (Ar = 3,5-Ph₂C₆H₃) and (*R*)-**9b** (Ar = 2,4,6-*i*-Pr₃C₆H₂). However, since two different active

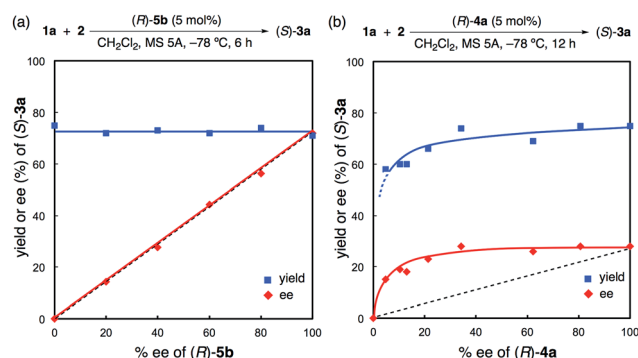
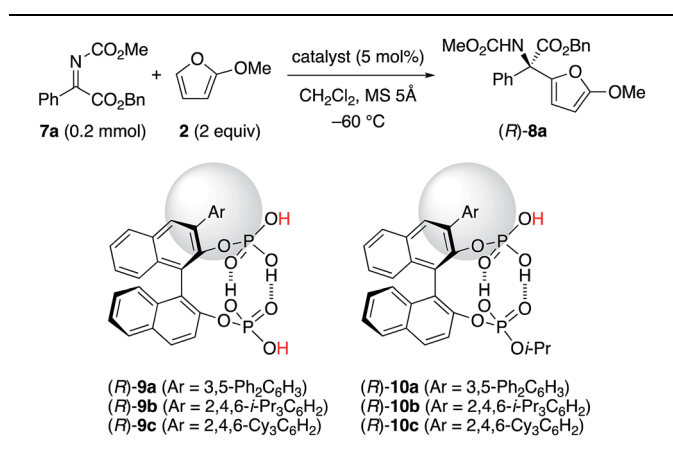


Fig. 3 Non-linear effects of (*R*)-**5b** and (*R*)-**4a**.



Table 2 Optimization of catalysts for the reaction of α -ketimino ester 7a^a

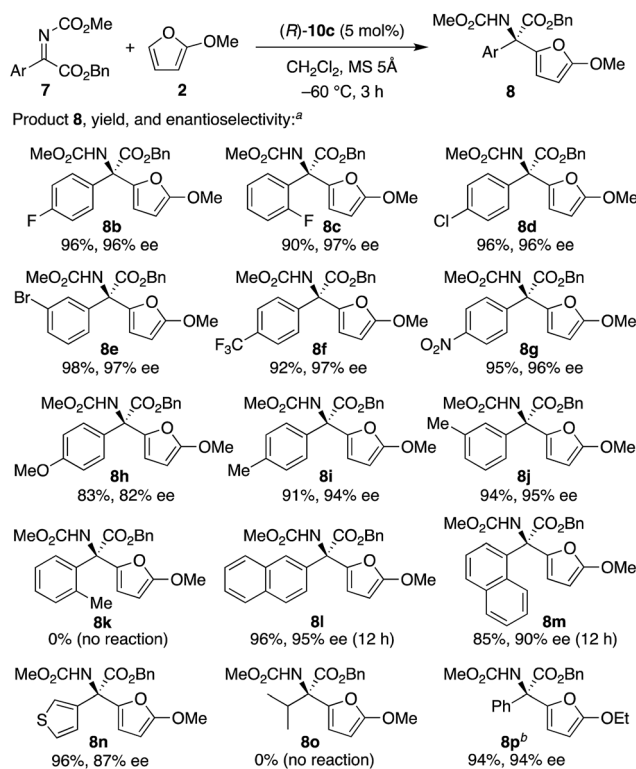


Entry	Catalyst	Reaction time (h)	Yield (%)	ee (%)
1	(R)-4b (Ar = 3,5-(CF ₃) ₂ C ₆ H ₃)	24	83	14
2	(R)-4c (Ar = 2,4,6- <i>i</i> -Pr ₃ C ₆ H ₂)	24	79	0
3	(R)-5b (Ar = 3,5-(<i>o</i> -Tol) ₂ C ₆ H ₃)	12	89	15
4	(R)-9a (Ar = 3,5-Ph ₂ C ₆ H ₃)	3	51	11
5	(R)-9b (Ar = 2,4,6- <i>i</i> -Pr ₃ C ₆ H ₂)	3	74	13
6	(R)-9c (Ar = 2,4,6-Cy ₃ C ₆ H ₂)	3	82	18
7	(R)-10a (Ar = 3,5-Ph ₂ C ₆ H ₃)	3	86	36
8	(R)-10b (Ar = 2,4,6- <i>i</i> -Pr ₃ C ₆ H ₂)	3	96	91
9	(R)-10c (Ar = 2,4,6-Cy ₃ C ₆ H ₂)	3	93	95

^a The reaction was carried out with catalyst (5 mol%), 7a (0.20 mmol, 1 equiv.), 2 (2 equiv.), and MS 5 Å in dichloromethane (0.1 M based on 7a) at -60 °C.

Brønsted acid centers would compete, the enantioselectivity was low (11–18% ee), as expected (entries 4–6). Based on the above consideration of C₂-symmetric catalysts (R)-5, we designed the site-selectively mono-*i*-Pr-capped catalysts (R)-10.²¹ As a result, when we use (R)-10c with extremely bulky 2,4,6-Cy₃C₆H₂ at the 3-position, the reaction proceeded smoothly, and (R)-8a was obtained in 93% yield with 95% ee (entry 9). The bulkiness of the aryl moiety at the 3-position is important, since slightly less hindered (R)-10b with 2,4,6-*i*-Pr₃C₆H₂ was less effective (entry 8), and much less hindered (R)-10a with 3,5-Ph₂C₆H₃ was entirely ineffective (entry 7). Conventional chiral phosphoric acids, such as (R)-4b and (R)-4c, were not effective (also see the ESI† for details): a prolonged reaction time (24 h) was needed and the enantioselectivity was low (entries 1 and 2).

With the optimized catalyst in hand, we next examined the scope of aryl α -ketimino esters 7 (Scheme 2). As a result, not only electron-withdrawing group- but also electron-donating group-substituted aryl substrates could be generally used (see 8b–j, 83–98% yield with 82–97% ee). When we investigated simple *o*-, *m*-, and *p*-tolyl-substituted substrates (7i–k), *p*-tolyl 8i and *m*-tolyl 8j were obtained in high yields with high enantioselectivities (94% and 95% ee, respectively), whereas *o*-tolyl 8k could not be obtained probably due to steric hindrance. Indeed, less sterically hindered *o*-F-C₆H₄ 8c and 1-

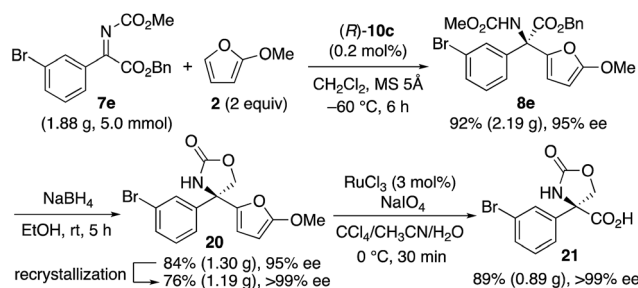
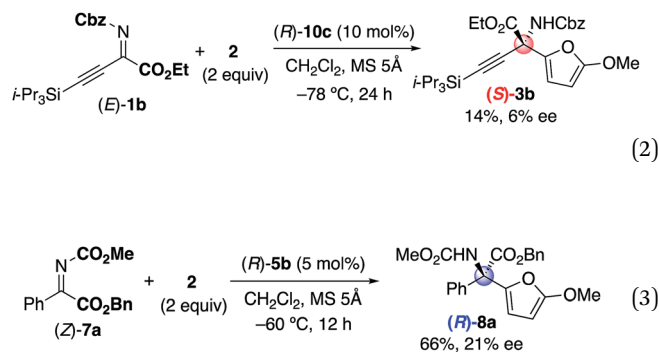


Scheme 2 Substrate scope in the enantioselective aza-FC reaction of 2-methoxyfuran 2 with aryl α -ketimino esters 7. (a) The reaction was carried out with (R)-10c (5 mol%), 7 (0.20 mmol, 1 equiv.), and 2 (2 equiv.) in dichloromethane (0.1 M based on 7) at -60 °C for 3 h. (b) 2-Ethoxyfuran was used instead of 2.

naphthyl 8m were obtained with high enantioselectivities (97% and 90% ee, respectively). 2-Naphthyl 8l and heteroaryl 8n were also obtained successfully (95% and 87% ee, respectively). Unfortunately, however, a low-reactive aliphatic substrate 7o could not be used, and no reaction proceeded. Moreover, instead of 2-methoxyfuran 2, 2-ethoxyfuran²² could be used, and the corresponding product 8p was obtained in 94% yield with 94% ee.

To date, it has been difficult to consider the difference between the optimized C₂-symmetric (R)-5b and C₁-symmetric (R)-10c. As seen above, (R)-5b-catalysis of 1b and 2 provided (S)-3b, and (R)-10c-catalysis of 7a and 2 provided (R)-8a. Therefore, the observed absolute stereochemistries in 5b and 8a were opposite each other. This changeover might be caused by the geometry of α -ketimino esters (*E*)-1b¹⁴ and (*Z*)-7a²³ (see the ESI† for details). Moreover, (S)-3b was obtained in 14% yield with 6% ee by using (R)-10c (eqn (2)), whereas (R)-8a was obtained in 66% yield with 21% ee by using (R)-5b (eqn (3)). Overall, chiral C₂- and C₁-symmetric bis(phosphoric acid) catalysts were complementary, and either catalyst that was suitable for one reaction would not be suitable for the other reaction from the viewpoint of yield and enantioselectivity. Although preliminary possible transition states are considered as a working model (see the ESI† for details), further investigations of the catalysts are still needed.^{16,20}





Scheme 4 Transformation to optically active α -aryl-substituted serine 21.

Transformation of products

Since optically active **3b** has four versatile and transferable functional groups, including acetylene, ester, carbamate, and furyl groups, at the chiral quaternary carbon, we chose to explore the transformations of these functional groups (Scheme 3a). First, the *i*-Pr₃Si moiety of **3b** was removed by tetrabutylammonium fluoride (TBAF) to give **11** quantitatively. Next, **11** was reduced under typical reaction conditions. Wilkinson's catalyst completely reduced the acetylene moiety of **11**, and **12** was obtained quantitatively. Lindlar's catalyst facilitated the selective hydrogenation of acetylene at 0 °C to give vinyl compound **13** in 94% yield, whereas both acetylene and the Cbz

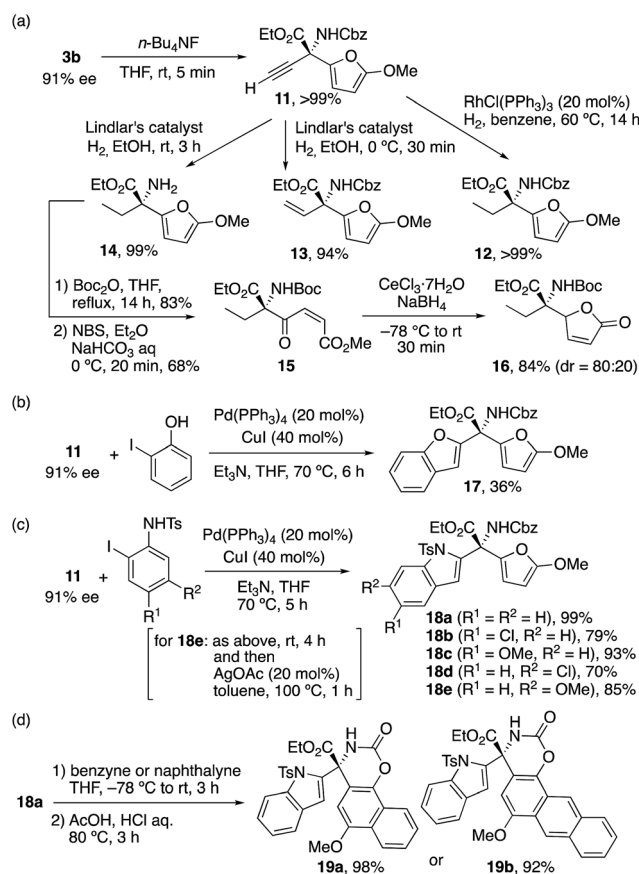
moieties of **11** were reduced at room temperature and **14** was obtained quantitatively. Furthermore, the NH₂ moiety of **14** was protected by di-*tert*-butyl dicarbonate (Boc₂O) in 83% yield, and the corresponding product was consequently treated with *N*-bromosuccinimide (NBS) to give 1,4-dicarbonyl compound **15** in 68% yield *via* furan cleavage. Finally, chemoselective reduction of the keto moiety of **15** with the use of CeCl₃/NaBH₄ gave γ -butenolide **16** in 84% yield with a diastereomeric ratio of 80 : 20.¹²

We further explored the transformation of **11** to some optically active *N*- and *O*-heterocycles. Sonogashira coupling of **11** with 2-iodophenol proceeded in the presence of Pd(PPh₃)₄/CuI catalysts, and novel 2-substituted benzofuran **17**, which has a chiral quaternary carbon center with substitutions of furan, ester, and carbonate moieties, was obtained in 36% yield (Scheme 3b). A similar transformation of **11** with *N*-tosyl-2-iodoaniline proceeded, and novel 2-substituted indol **18a** with those functional groups was obtained quantitatively (Scheme 3c). Cl- or MeO-substituted *N*-tosyl-2-iodoanilines were also tolerable, and **18b–e** were obtained in high yields (70–93%). Moreover, a Diels–Alder reaction of the furan moiety of **18a** with benzyne gave the corresponding adduct, which, without purification, was treated with HCl/acetic acid to give **19a** in 98% yield (Scheme 3d).²⁴ Naphthalene in place of benzyne also gave the corresponding product **19b** in 92% yield. These indole-derived α -amino acid derivatives **18** and **19** with extraordinary structural diversities would facilitate the process of drug discovery.²⁵

Since optically active α -aryl-substituted serines are synthetically useful,²⁶ we finally transformed the obtained product **8e** (Scheme 4). Before the transformation, we performed a >2 g-scale synthesis of **8e** (95% ee) with a catalyst loading as low as 0.2 mol%. The obtained **8e** was then reduced by NaBH₄, and compound **20** was obtained in 84% yield. Compound **20** was highly crystalline, and a single recrystallization increased the enantiopurity up to >99% ee. Finally, the 2-methoxyfuran moiety of **20** was oxidized by RuCl₃-catalyzed NaIO₄-oxidation,²⁷ and the corresponding desired optically active α -aryl-substituted serine-derivative **21** (0.89 g) was obtained in 89% yield.

Conclusions

In summary, we have developed chiral BINOL-derived C₂- and C₁-symmetric bis(phosphoric acid) catalysts. The conjugated double hydrogen bond network was key to increasing the



Scheme 3 Transformation of alkyne and furan moieties.



Brønsted acidity and preventing dimerization/deactivation of the catalysts. In particular, we developed a highly enantioselective aza-Friedel-Crafts reaction of 2-methoxyfuran with α -ketimino esters for the first time. By taking advantage of the highly functionalized products, some transformations to versatile N- and O-heterocycles and α -aryl-substituted serine with a chiral quaternary carbon center could be achieved. The further application of these catalysts in other asymmetric catalyses is underway.

Conflicts of interest

There are no conflicts to declare.

Acknowledgements

Financial support was partially provided by JSPS KAKENHI Grant Numbers JP17H03054, JP15H05755, and JP15H05810 in Precisely Designed Catalysts with Customized Scaffolding. We thank Takuya Mochizuki (Nagoya University) for technical support.

Notes and references

- For reviews on asymmetric hydrogen bond network. (a) P. M. Pihko, *Angew. Chem., Int. Ed.*, 2004, **43**, 2062; (b) M. S. Taylor and E. N. Jacobsen, *Angew. Chem., Int. Ed.*, 2006, **45**, 1520.
- For reviews on chiral Brønsted acids. (a) T. Akiyama, *Chem. Rev.*, 2007, **107**, 5744; (b) M. Terada, *Synthesis*, 2010, **2010**, 1929; (c) D. Kampen, C. M. Reisinger and B. List, *Top. Curr. Chem.*, 2010, **291**, 395; (d) D. Parmar, E. Sugiono, S. Raja and M. Rueping, *Chem. Rev.*, 2014, **114**, 9047; (e) T. Akiyama and K. Mori, *Chem. Rev.*, 2015, **115**, 9277; (f) D. Parmar, E. Sugiono, S. Raja and M. Rueping, *Chem. Rev.*, 2017, **117**, 10608; (g) J. Merad, C. Lalli, G. Bernadat, J. Maury and G. Masson, *Chem.-Eur. J.*, 2018, **24**, 3925.
- (a) H. Ishibashi, K. Ishihara and H. Yamamoto, *Chem. Rec.*, 2002, **2**, 177; (b) H. Yamamoto and K. Futatsugi, *Angew. Chem., Int. Ed.*, 2005, **44**, 1924.
- (a) Y. Huang, A. K. Unni, A. N. Thadani and V. H. Rawal, *Nature*, 2003, **424**, 146; (b) N. T. McDougal and S. E. Schaus, *J. Am. Chem. Soc.*, 2003, **125**, 12094; (c) A. N. Thadani, A. R. Stankovic and V. H. Rawal, *Proc. Natl. Acad. Sci. U. S. A.*, 2004, **101**, 5846; (d) A. K. Unni, N. Takenaka, H. Yamamoto and V. H. Rawal, *J. Am. Chem. Soc.*, 2005, **127**, 1336.
- N. Momiyama and H. Yamamoto, *J. Am. Chem. Soc.*, 2005, **127**, 1080.
- A. Hasegawa, Y. Naganawa, M. Fushimi, K. Ishihara and H. Yamamoto, *Org. Lett.*, 2006, **8**, 3175.
- (a) T. Hashimoto and K. Maruoka, *J. Am. Chem. Soc.*, 2007, **129**, 10054; (b) T. Hashimoto, H. Kimura, H. Nakatsu and K. Maruoka, *J. Org. Chem.*, 2011, **76**, 6030.
- (a) X.-H. Chen, W.-Q. Zhang and L.-Z. Gong, *J. Am. Chem. Soc.*, 2008, **130**, 5652; (b) J. Yu, L. He, X.-H. Chen, J. Song, W.-J. Chen and L.-Z. Gong, *Org. Lett.*, 2009, **11**, 4946; (c) J. Yu, W.-J. Chen and L.-Z. Gong, *Org. Lett.*, 2010, **12**, 4050; (d) C. Guo, J. Song and L.-Z. Gong, *Org. Lett.*, 2013, **15**, 2676; (e) L. He, X.-H. Chen, D.-N. Wang, S.-W. Luo, W.-Q. Zhang, J. Yu, L. Ren and L.-Z. Gong, *J. Am. Chem. Soc.*, 2011, **133**, 13504.
- M. Hatano, T. Maki, K. Moriyama, M. Arinobe and K. Ishihara, *J. Am. Chem. Soc.*, 2008, **130**, 16858.
- (a) N. Momiyama, T. Konno, Y. Furiya, T. Iwamoto and M. Terada, *J. Am. Chem. Soc.*, 2011, **133**, 19294; (b) N. Momiyama, T. Narumi and M. Terada, *Chem. Commun.*, 2015, **51**, 16976; (c) N. Momiyama, K. Funayama, H. Noda, M. Yamanaka, N. Akasaka, S. Ishida, T. Iwamoto and M. Terada, *ACS Catal.*, 2016, **6**, 949.
- N. Momiyama, H. Tabuse, H. Noda, M. Yamanaka, T. Fujinami, K. Yamanishi, A. Izumiseki, K. Funayama, F. Egawa, S. Okada, H. Adachi and M. Terada, *J. Am. Chem. Soc.*, 2016, **138**, 11353.
- Terada reported a pioneering work on the enantioselective aza-FC reaction of 2-methoxyfuran with aldimines and ketimines by chiral phosphoric acid catalysts. See: (a) D. Uraguchi, K. Sorimachi and M. Terada, *J. Am. Chem. Soc.*, 2004, **126**, 11804; (b) A. Kondoh, Y. Ota, T. Komuro, F. Egawa, K. Kanomata and M. Terada, *Chem. Sci.*, 2016, **7**, 1057.
- Shao recently reported catalytic enantioselective aza-FC-type reactions with alkynyl aldimines by using chiral phosphoric acid catalysts. Y. Wang, L. Jiang, L. Li, J. Dai, D. Xiong and Z. Shao, *Angew. Chem., Int. Ed.*, 2016, **55**, 15142.
- Substrates **1** would have an *E*-geometry. See the ESI† for details. Also see our previous report: M. Hatano, K. Yamashita, M. Mizuno, O. Ito and K. Ishihara, *Angew. Chem., Int. Ed.*, 2015, **54**, 2707.
- The preparation of (*R*)-**5a** is described in detail in the ESI.†
- To consider the acidity of the catalysts, we performed preliminary theoretical calculations in a working model by using molecular electrostatic potential (MEP). As a result, even among the same simple units, the conjugated double hydrogen bond network of bis(phosphoric acid)s showed higher acidity than the corresponding normal (phosphoric acid)s. See the ESI† for details.
- Other optimizations, such as for the solvent, reaction temperature, concentration, drying agents, etc., are shown in the ESI.†
- A linear relationship was observed for less Brønsted-basic (*R*)-**4b**, which might act as a monomeric catalyst. See the ESI† for details.
- (a) N. Li, X.-H. Chen, S.-M. Zhou, S.-W. Luo, J. Song, L. Ren and L.-Z. Gong, *Angew. Chem., Int. Ed.*, 2010, **49**, 6378; (b) M. R. Monaco, G. Pupo and B. List, *Synlett*, 2016, **27**, 1027.
- Indeed, ESI-MS analysis of (*R*)-**5b** showed an almost exclusive peak at $m/z = 957.2763$, which might be a monomer species as $[M - H]^-$. In contrast, achiral phosphoric acids and conventional chiral phosphoric acids showed some peaks, which might be monomer as well as dimer, trimer, tetramer, and so on. See the ESI† for details.
- The preparation of (*R*)-**10c** is described in detail in the ESI.†
- D. G. Manly and E. D. Amstutz, *J. Org. Chem.*, 1956, **21**, 516.



- 23 T. Hashimoto, K. Yamamoto and K. Maruoka, *Chem. Lett.*, 2011, **40**, 326.
- 24 The structure of **19a** was confirmed by X-ray analysis. A transformation of the Diels–Alder adduct to 1,4-naphthoquinol-derived 1,3-oxazinan-2-one **19a** involved a completely stereoselective H⁺-promoted 1,2-migration. See the ESI† for details.
- 25 (a) J. E. Saxton, *Nat. Prod. Rep.*, 1993, **10**, 349; (b) S. E. O'Connor and J. J. Maresh, *Nat. Prod. Rep.*, 2006, **23**, 532.
- 26 (a) N. L. Dirlam, B. S. Moore and F. J. Urban, *J. Org. Chem.*, 1987, **52**, 3587; (b) A. Küpfer, R. Patwardhan, S. Ward, S. Schenker, R. Preisig and R. A. Branch, *J. Pharmacol. Exp. Ther.*, 1984, **230**, 28; (c) A. Olma, *Polish J. Chem.*, 1996, **70**, 1442; (d) J. A. Marco, M. Carda, J. Murga, F. González and E. Falomir, *Tetrahedron Lett.*, 1997, **38**, 1841. Also see a review. (e) C. Cativiela and M. D. Díaz-de-Villegas, *Tetrahedron: Asymmetry*, 1998, **9**, 3517.
- 27 (a) F. Köhler, H.-J. Gais and G. Raabe, *Org. Lett.*, 2007, **9**, 1231; (b) H. Liu, J. Xu and D.-M. Du, *Org. Lett.*, 2007, **9**, 4725.

