

Research Article

Reveal the Mechanisms of Yi-Fei-Jian-Pi-Tang on Covid-19 through Network Pharmacology Approach

Wanying Lang ¹, Feng Yang ¹, Fanfan Cai ¹, Wengui Shi ², Min Dong ³, Qi An ¹, and Yanping Li ¹

¹The Department of Pain Treatment, Gansu Provincial Hospital of TCM, Lanzhou, Gansu 730050, China

²Cui-Ying Biomedical Research Center, Lanzhou University Second Hospital, Lanzhou, Gansu 730030, China

³The Department of Pulmonology, Gansu Provincial Hospital of TCM, Lanzhou, Gansu 730050, China

Correspondence should be addressed to Yanping Li; swglwy@aliyun.com

Received 27 April 2022; Accepted 1 July 2022; Published 16 July 2022

Academic Editor: Arpit Bhardwaj

Copyright © 2022 Wanying Lang et al. This is an open access article distributed under the Creative Commons Attribution License, which permits unrestricted use, distribution, and reproduction in any medium, provided the original work is properly cited.

Objectives. The Traditional Chinese Medicine (TCM) formula Yi-Fei-Jian-Pi-Tang (YFJPT) has been demonstrated effective against Corona Virus Disease 2019 (Covid-19). The aim of this article is to make a thorough inquiry about its active constituent as well as mechanisms against Covid-19 via TCM network pharmacology. **Methods.** All the ingredients of YFJPT are obtained from the pharmacology database of the TCM system. The genes which are associated with the targets are obtained by utilizing UniProt. The herb-target network is built up by utilizing Cytoscape. The target protein-protein interaction network is built by utilizing the STRING database and Cytoscape. The critical targets of YFJPT are explored by Gene Ontology (GO) and the Kyoto Encyclopedia of Genes and Genomes (KEGG). **Results.** The outcomes show that YFJPT might has 33 therapeutic targets on Covid-19, namely, interleukin 2 (IL2), heme oxygenase 1 (HMOX1), interleukin 4 (IL4), interferon gamma (FNG), α nuclear factor of kappa light polypeptide gene enhancer in Bcells inhibitor, alpha (NFKBIA), nuclear factor-k-gene binding (NFKB), nitric oxide synthase 3 (NOS3), intercellular adhesion molecule 1 (ICAM1), hypoxia inducible factor 1 subunit alpha (HIF1A), mitogen-activated protein kinase 3 (MAPK3), epidermal growth factor receptor (EGFR), interleukin 10 (IL10), jun proto-oncogene (JUN), C-C motif chemokine ligand 2 (CCL2), C-X-C motif chemokine ligand 8 (CXCL8), tumor protein p53 (TP53), interleukin 1 beta (IL1B), AKT serine/threonine kinase 1 (AKT1), tumor necrosis factor (TNF), interleukin 6 (IL6), erb-b2 receptor tyrosine kinase 2 (ERBB2), RELA proto-oncogene (RELA), NF- κ B subunit, caspase 8 (CASP8), peroxisome proliferator activated receptor alpha (PPARA), TIMP metalloproteinase inhibitor 1 (TIMP1), transforming growth factor beta 1 (TGFB1), interleukin 1 alpha (IL1A), signal transducer and activator of transcription 1 (STAT1), mitogen-activated protein kinase 8 (MAPK8), myeloperoxidase (MPO), matrix metalloproteinase 3 (MMP3), matrix metalloproteinase 1 (MMP1), and NFE2 like bZIP transcription factor 2 (NFE2L2). The gene enrichment analysis prompts that YFJPT most likely contributes to patients related to Covid-19 by regulating the pathways of cancers. **Conclusions.** That will lay a foundation for the clinical rational application and further experimental research of YFJPT.

1. Introduction

The infection of a new beta-coronavirus which is the severe acute respiratory syndrome coronavirus-2 (SARS-CoV-2) and affecting the socioeconomic conditions of billions of people worldwide spreads around the world and results in a potentially lethal disorder: the Corona Virus Disease 2019 (Covid-19) since December 2019 [1–3]. A large quantity of patients who are influenced suffer from pneumonia (which

is named novel coronavirus pneumonia, NCP) and soon develop a severe acute respiratory insufficiency which is likely to result in a bad prognosis as well as an excess death rate [4–6]. More than 2.7 billion infections and 5,336,647 deaths have been confirmed nationwide, which has made the United States the hardest-hit country in the world by the end of 2021 [7–9]. Compared to the patients who suffer from SARS-CoV or MERS-CoV, Covid-19 which has a higher mortality is far more transmissible because the secondary




FIGURE 1: Chinese herbal medicinal ingredient prescription (YFJPT)-target network.

case produced by each case that the infected is 2.68 on average. Governments all around the world have carried out a series of measures with the intention of suppressing the spread of the disease [10]. To date, no specific antiviral treatment is available for Covid-19. In recent years, the values of TCM are more and more appreciated [11–13]. YFJPT is recommended for the last stages of the disease in the latest clinical guideline for Covid-19. YFJPT composes of 10 herbs [14–17]. The herbs and dosages are as follows: Radix Bupleuri 15 g, Dried Tangerine 10 g, Platycodon Grandiflorum 10 g, Amomum Villosum 10 g, Malt 15 g, Radix Astragali 30 g, Codonopsis Pilosula 15 g, Radix Angelicae Sinensis 10 g, Atractylodes Macrocephala Koidz 15 g, and Radix Paeoniae Alba 10 g. However, the specific mechanism is still unclear [18, 19]. As one of the new approaches for the discovery of novel drug on the foundation of single-target drug study recently, network pharmacology could figure out the issue [20–23]. As a result, the combination of the emergent network science and TCM can offer new approaches and opportunities in terms of discovering biomarkers and bioactive ingredients, disclosing the potential action mechanisms as well as probing the empirical evidence of herbal formulae based on the complicated biological systems [24–27]. However, this is still one of the threats for evidence-based TCM understanding the scientific foundation of TCM herbal formulae at the molecular level and from a systemic perspective. It could classify the active constituents in TCMs as well as their biological targets by utilizing leading-edge technologies which are applied in analytical chemistry and chemical biology with the intention of illustrating commonly utilized herbs or herbal formulae. It is necessary to have a better comprehension of by which way various ingredients in the herbal formula work together and what

influence they will have on various targets of a disease because it is important in the biological and clinical level for the investigation of TCM in modern day, although according to some researches, a single active constituent is successfully extracted from an herb or herbal formula, and its biological activities and targets have been identified [28–30]. It is possible for these phenotypic data to be analyzed in the structure of the network of molecular interaction, so as to reveal the associations of diseases as well as the disease phenotypes which have not been recognized as well as choosing the pharmacotherapeutics or classifying the underlying protein-drug. In this paper, we will investigate the molecular foundation of herbal formulae, which will contribute to the increase of the acceptance of TCM all over the world. These attempts have promoted the recognition of the major active constituents as well as the synergistic constituent pairs and, under some cases, have resulted in drug discoveries on the foundation of TCM [31–33].

2. Methods

2.1. Chemical Compounds in YFJPT. We use the Traditional Chinese Medicine Integrated Database (TCMID, <https://www.megabionet.org/tcmid/>), which is the Traditional Chinese Medicine integrative database for herb molecular mechanism analysis, to achieve the aim of collecting the compounds of YFJPT; the Traditional Chinese Medicine Systems Pharmacology Database (TCMSP, <https://lsp.nwu.edu.cn/>), which is a typical system pharmacology platform that is designed for Chinese herbal medicines; and the TCM Database@Taiwan (<https://tcm.cmu.edu.tw/>) as the most comprehensive TCM database universally [34]. Eventually, after deleting the duplicate data, we retrieve 104 herbal compounds.

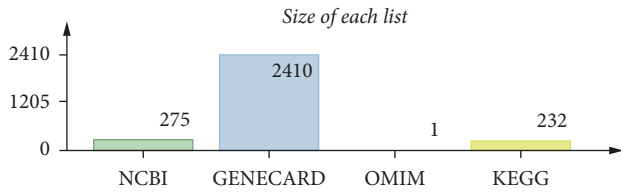


FIGURE 2: Covid-19 targets of different databases.

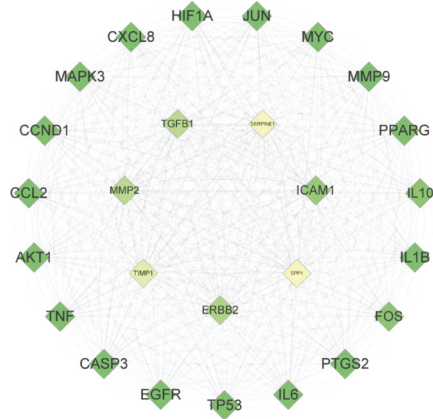


FIGURE 3: Yi-Fei-Jian-Pi-Tang (YFJPT) targets PPI network.

2.2. *Targets for YFJPT.* UniProt (<https://www.uniprot.org>) provides information on chemical substances and biological activities. We make a decision to eliminate some chemicals after the replicated data is deleted due to the lack of accurate structural information of the targets of the compounds, which is unable to be forecasted successfully [35, 36] (Figure 1).

2.3. *Covid-19 Targets.* The genes in relation to Covid-19 which are different are obtained from National Center for Biotechnology Information (NCBI) (<https://www.ncbi.nlm.nih.gov>), Online Mendelian Inheritance in Man(OMIM) (<https://www.omim.org>), GeneCards (<https://www.genecards.org>), and Kyoto Encyclopedia of Genes and Genomes(KEGG) (<https://www.genome.jp/kegg>) [37, 38] (Figure 2).

2.4. *Protein-Protein Interaction Data.* The STRING (<https://string-db.org>) with the species which are confined to “Homo sapiens” extracts the data of protein-protein interaction (PPI). Meanwhile, STRING database defined PPI with confidence ranges for data scores (high: >0.7; medium: 0.4–0.7; low confidence: scores <0.4), which is a database of predicted protein-protein interplay [39–42]. PPIs with composite scores >0.7 are extracted in this essay on the basis of these scores (Figure 3).

2.5. *Network Construction.* The network visualization software Cytoscape (<https://cytoscape.org/>, ver. 3.9.0) could fit the visualizing networks of intermolecular interactions well, so it is utilized with the intention of displaying all of the

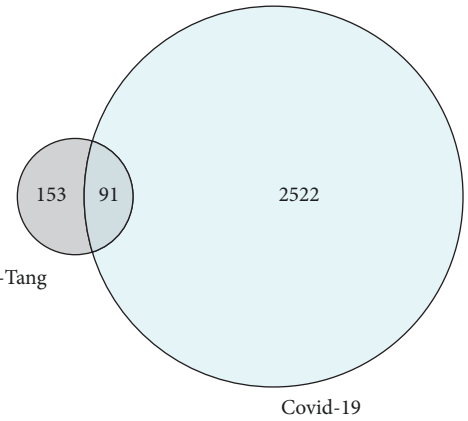


FIGURE 4: Common genes between YFJPT and Covid-19 venny.




FIGURE 5: Chinese herbal medicinal ingredient prescription (YFJPT) target Covid-19 PPI network.

networks presented below and provided a powerful suit of visualization functions, data analyzing and integration to make an analysis for the complex networks [6, 43–45] (Figures 4–6).

2.6. *Gene Ontology and Pathway Enrichment.* The Database for Metascape (<https://metascape.org/gp/index.html>) is applied to achieve the aim of performing KEGG pathway enrichment analysis and GO, which provides a biologist-oriented resource for the investigation of systems-level datasets. Enriched GO terms and pathways are dealt by utilizing the WeiShengXin tools (<https://www.bioinformatics.com.cn>) which is an online platform free of cost for database analyzing [46–49] (Figures 7 and 8).

It can be seen from the *y*-axis that the KEGG paths of the target genes are obviously enriched, and the *x*-axis reveals the gene ratio. Gene ratio refers to the ratio of the quantity of target genes which belongs to a pathway to the quantity of all the interpreted genes which are located in the path. The higher gene ratio stands for the higher concentration level. The size of the dot indicates the quantity of target genes in

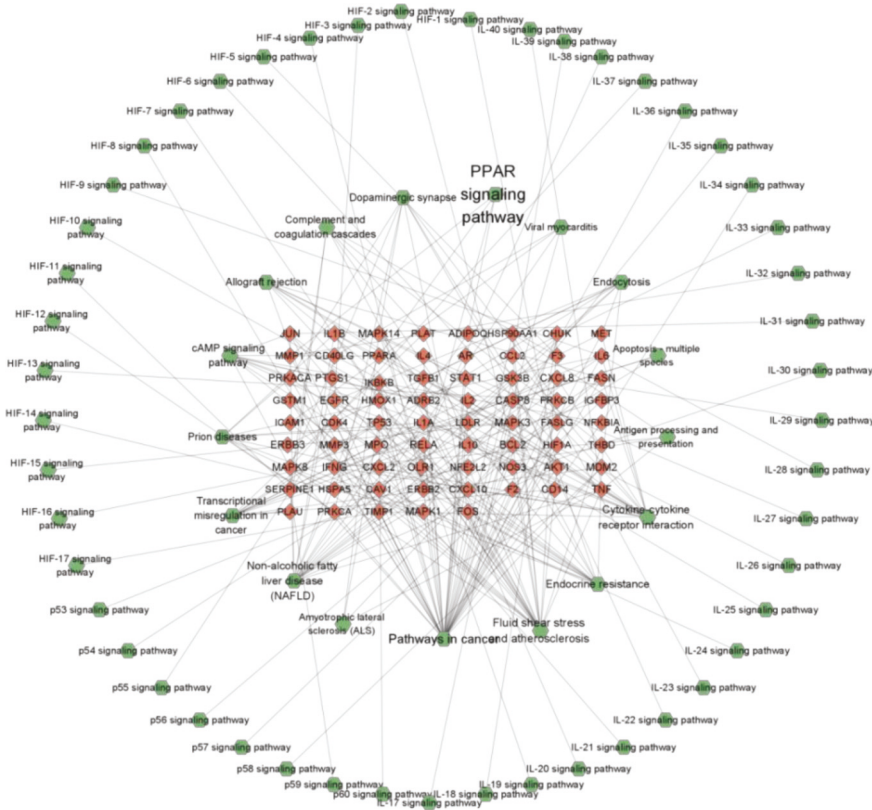


FIGURE 6: Pathway-target network.

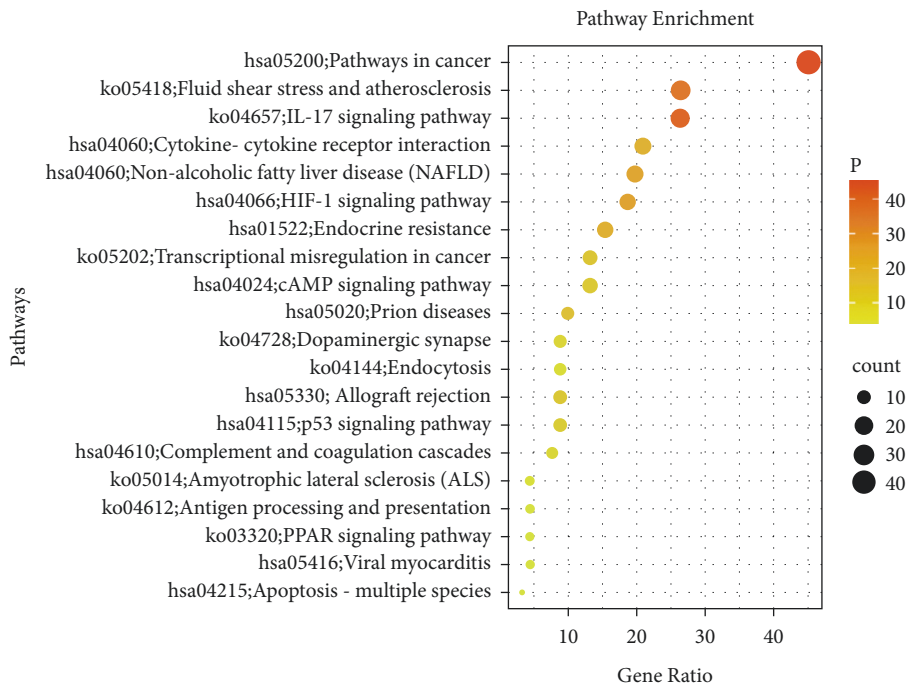


FIGURE 7: KEGG analysis for the major targets of YFJPT.

the path, and the color of the dot presents the different p value.

The x -axis presents the GO sorts of the significantly enriched target genes, and the y -axis presents quantities of the target genes.

3. Results

3.1. Chinese Herbal Medicinal Ingredient Prescription (YFJPT)-Target Network. The Chinese herbal medicinal ingredient prescription (YFJPT)-target network is described in

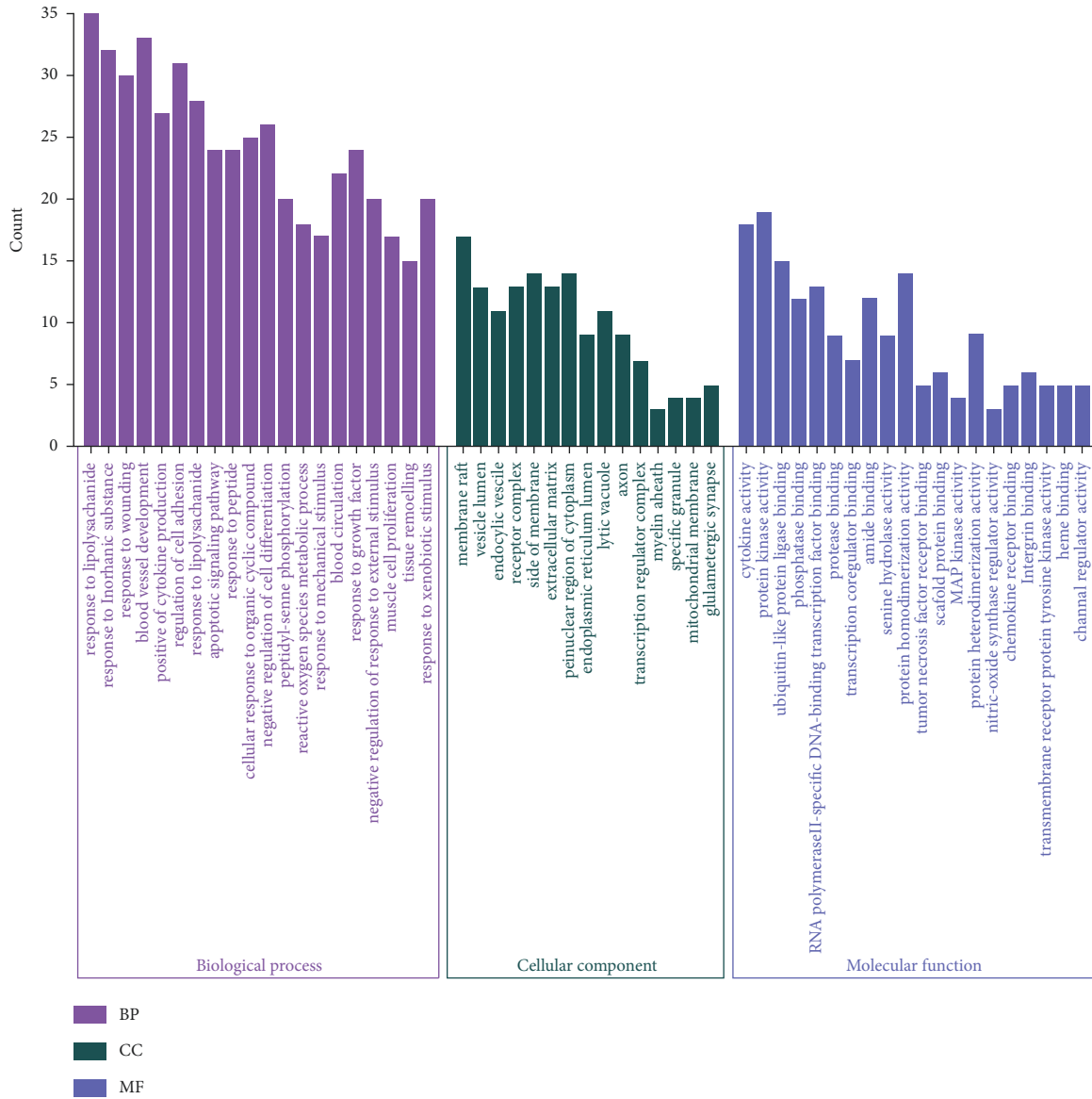


FIGURE 8: GO (BP, CC, MF) analysis for the major targets of YFJPT.

Figure 1 including 328 nodes and 1705 edges. We found out 14 common ingredients in YFJPT [50–52]. A1 is the common ingredient between Radix Paeoniae Alba and Radix Astragali. A2 and A3 are the common ingredients between Radix Bupleuri and Radix Astragali. A4 is the common ingredient of Platycodon Grandiflorum, Malt, and Codonopsis Pilosula. B1 is the common ingredient of Radix Paeoniae Alba, Amomum Villosum, Malt, and Radix Angelicae Sinensis. B2 is the common ingredient of Radix Paeoniae Alba, Malt, and Dried Tangerine. B3 is the common ingredient of Radix Paeoniae Alba, Radix Bupleuri, Radix Astragali. B4 is the common ingredient of Radix Bupleuri, Amomum Villosum, Radix Angelicae Sinensis, and Codonopsis Pilosula. C1 is the common ingredient between Radix Paeoniae Alba and Malt. C2 is the common ingredient between Atractylodes Macrocephala Koidz and Radix Astragali. C3 is the common ingredient between Malt and Radix Astragali. C4 is the common ingredient between Malt and Amomum Villosum. C5 is the common

ingredient between Amomum Villosum and Codonopsis Pilosula. C6 is the common ingredient between Codonopsis Pilosula and Platycodon Grandiflorum. These results hint that the common genes of YFJPT which revealed the features of a multitarget, multicomponent as well as multidisease of the herbal medicine actually might influence such targets synergistically, as a result, they can contribute to the treatment of Covid-19 as well as the pulmonary system diseases.

3.2. Chinese Herbal Medicinal Ingredient Prescription (YFJPT) Targets’ PPI Network Analysis. The YFJPT targets’ PPI network is displayed in Figure 3 with 241 nodes and 9072 edges. Three topological properties of each node are determined with the intention of finding the core nodes. At last, there are 26 nodes whose average value is more than 52 chosen as core nodes, which means, ERBB2, TP53, IL6, PTGS2, FOS, IL1B, IL10, SPP1, PPARG, MMP9, MYC, JUN, HIF1A, CXCL8,

ICAM1, MAPK3, CCL2, CCND1, AKT1, TNF, SERPINE1, TGFBI, MMP2, TIMP1, CASP3, and EGFR. Such genes may occupy the critical or central position in the progress of Covid-19 [53–56].

3.3. YFJPT Target Covid-19 PPI Network. A compound-target-Covid-19 PPI network is built up by using 33 nodes and 946 edges with the intention of analyzing the significance of compound targets after filtrating the database by the Cytoscape. It shows us an intuitive concept to distinct those core nodes with high connectivity from the others in the network [57–60]. The findings of the network investigation show that there are 33 nodes which have a value of degree ≥ 30 , node between ≥ 0.002 , and combined-score ≥ 0.4 might be regarded as main nodes, namely, IL2, HMOX1, IL4, IFNG, NFKBIA, NOS3, FOS, ICAM1, HIF1A, MAPK3, EGFR, IL-10, JUN, CCL2, CXCL8, TP53, IL-1B, AKT1, TNF, IL-6, ERBB2, RELA, CASP8, PPARA, TIMP1, TGFBI, IL1A, STAT1, MAPK8, MPO, MMP3, MMP1, and NFE2L2. As we know, YFJPT probably exerts its therapeutic effect on Covid-19 through regulating and binding certain protein targets. Except for pathways in cancer, PPAR signaling, amyotrophic lateral sclerosis, fluid shear stress and atherosclerosis, viral myocarditis, transcriptional misregulation in cancer, prion diseases, endocytosis, endocrine resistance, dopaminergic synapse, cytokine-cytokine receptor interaction, complement and coagulation cascades, apoptosis-multiple species, antigen processing and presentation, allograft rejection, and other signal pathways only have one gene.

3.4. GO and KEGG Enrichment Analyses. We carry out a GO enrichment analysis for the function of molecules, cellular ingredient as well as the biological process of the 30 targets which are chosen to clarify the multiple mechanisms of YFJPT on Covid-19. Figure 7 lists the top 20 obviously enriched GO terms of such targets. The findings reveal that the targets of YFJPT are significantly relevant to 3 biological processes: response to ii-polysaccharide, blood vessel development, and regulation of cell adhesion. 3 molecular functions: cytokine activity, protein kinase activity as well as ubiquitinlike protein ligase binding. 1 cellular component: membrane raft, which proved that YFJPT is likely to act by involving the biological courses, molecular functions, and cellular ingredient. In addition, some pathways like pathways in cancer (hsa05200), IL-17 signaling pathway (ko04657), and fluid shear stress and atherosclerosis(ko05418) have been demonstrated as precise target paths for treating Covid-19. Among 20 signaling pathways, pathways in cancer (hsa05200) which is the most significant one regulates the procedures of death, multiplication, survival, and hereditary steadiness for lung cells.

4. Conclusion

We predict 33 potential targets in our present study, which suggests that YFJPT is a complex prescription consisting of multiple components so as to affect an enormous variety of

different targets. The data investigation reveals that YFJPT is likely to apply the pharmacological influences on Covid-19 by regulating certain targets which consists of MPO, CCL2, IL2, IFNG, IL4, TP53, and NOS3. The GO investigation of targets uncovers that it is possible for the constituent of YFJPT to bring about synergistic influences for treating Covid-19 primarily through accommodating relevant biological courses, such as paths in cancer, HIF-1 signal path, IL-17 signal path, and antigen processing and presentation [61]. At the same time, the pathway analysis shows that YFJPT might work on various signal paths which are associated with the pathogenes of Covid-19 including pathways in cancer(hsa05200), IL-17 signaling pathway(ko04657), fluid shear stress and atherosclerosis(ko05418), HIF-1 signaling pathway(hsa04066), nonalcoholic fatty liver disease (hsa04932), and so on. We show that YFJPT significantly impacts various target genes transformed in patients who suffer from Covid-19 for the first time in this research, which contains the latest trends that Covid-19 is able to be applied to the gradual accumulation of various epigenetic modifications in tumor cells. On the foundation of the system analysis for the crucial targets, bioactivators, and critical paths of YFJPT against Covid-19, our research simultaneously uncovers that the features of YFJPT are phytotherapy of multicomponents and multitarget cotherapy impacts [62–64]. Furthermore, we hope that our research can be contributed to promoting new exploration of other Chinese herbs against pulmonary system diseases as well as the utilization of network pharmacology in terms of drug discovery.

Data Availability

The data used to support the findings of this study are included within the article.

Conflicts of Interest

The authors declare that there are no conflicts of interest regarding the publication of this paper.

Acknowledgments

The article was funded by the Natural Science Foundation of Gansu Province, China (Grant no. 21JR7RA590). The authors would like to express their gratitude to the Gansu Provincial Hospital of TCM for their assistance and support.

References

- [1] E. Albert, I. Torres, and F. Bueno, "Field evaluation of a rapid antigen test (panbiotm covid-19 ag rapid test device) for COVID-19 diagnosis in primary healthcare centres," *Clinical Microbiology and Infections*, vol. 27, no. 3, pp. 472.e7–472.e10, 2021.
- [2] M. Kanehisa, M. Furumichi, Y. Sato, M. Ishiguro-Watanabe, and M. Tanabe, "KEGG: integrating viruses and cellular organisms," *Nucleic Acids Research*, vol. 49, no. D1, pp. D545–D551, 2021.
- [3] M. D. Knoll and C. Wonodi, "Oxford-AstraZeneca COVID-19 vaccine efficacy," *The Lancet*, vol. 397, no. 10269, pp. 72–74, 2021.

- [4] L. Li, Z. Wang, J. Wang, Y. Zheng, Z. Li, and Q. Wang, "Enlightenment about Using TCM Constitutions for Individualized Medicine and Construction of Chinese-style Precision Medicine: Research Progress with TCM Constitutions," *Science China. Life sciences*, vol. 64, no. 12, pp. 2092–2099, 2020.
- [5] W.-H. Niu, F. Wu, W.-Y. Cao et al., "Network pharmacology for the identification of phytochemicals in traditional Chinese medicine for COVID-19 that may regulate interleukin-6," *Bioscience Reports*, vol. 41, no. 1, Article ID BSR20202583, 2021.
- [6] J. Piñero, J. Saüch, F. Sanz, and L. I. Furlong, "The DisGeNET cytoscape app: exploring and visualizing disease genomics data," *Computational and Structural Biotechnology Journal*, vol. 19, pp. 2960–2967, 2021.
- [7] O. Tarawneh and H. Tarawneh, "Immune thrombocytopenia in a 22-year-old post Covid-19 vaccine," *American Journal of Hematology*, vol. 96, no. 5, pp. E133–E134, 2021.
- [8] T. Wibawa, "COVID-19 vaccine research and development: ethical issues," *Tropical Medicine and International Health*, vol. 26, no. 1, pp. 14–19, 2021.
- [9] V. Higgins, D. Sohaei, E. P. Diamandis, and I. Prassas, "COVID-19: from an acute to chronic disease? Potential long-term health consequences," *Critical Reviews in Clinical Laboratory Sciences*, vol. 58, no. 5, pp. 297–310, 2021.
- [10] M. Khan, S. F. Adil, H. Z. Alkhatlan et al., "COVID-19: a global challenge with old history, epidemiology and progress so far," *Molecules*, vol. 26, no. 1, p. 39, 2020.
- [11] K. Huang, P. Zhang, Z. Zhang et al., "Traditional Chinese Medicine (TCM) in the treatment of COVID-19 and other viral infections: efficacies and mechanisms," *Pharmacology & Therapeutics*, vol. 225, Article ID 107843, 2021.
- [12] X. Zhao, X. Tan, H. Shi, and D. Xia, "Nutrition and traditional Chinese medicine (TCM): a system's theoretical perspective," *European Journal of Clinical Nutrition*, vol. 75, no. 2, pp. 267–273, 2021.
- [13] J.-L. Zhang, W.-X. Li, Y. Li, M. S. Wong, Y. J. Wang, and Y. Zhang, "Therapeutic options of TCM for organ injuries associated with COVID-19 and the underlying mechanism," *Phytomedicine*, vol. 85, Article ID 153297, 2021.
- [14] X.-J. Jin, Y.-R. Wang, and Y. Wang, "Study on the material basis of Yifei Jianpi prescription in the treatment of pulmonary fibrosis based on network pharmacology, molecular connection and cheminformatics methods," *Chinese modern applied pharmacy*, vol. 5, no. 8, pp. 897–906, 2020.
- [15] Y. Zhang and H.-F. Huang, "Analysis of yifei jianpi decoction in treating 32 patients with chronic obstructive pulmonary disease at stable stage," *Sichuan journal of traditional Chinese medicine*, vol. 34, no. 10, pp. 59–61, 2016.
- [16] H.-C. Wang, "Clinical observation of yifei jianpi decoction in the treatment of chronic obstructive pulmonary disease at stable stage," *Guangming traditional Chinese medicine*, vol. 34, no. 15, pp. 2343–2345, 2019.
- [17] X.-L. Wang, "Clinical effect of Yifei Jianpi Decoction combined with Sanfu moxibustion plaster on elderly chronic bronchitis," *Clinical Research of Chinese Medicine*, vol. 13, no. 25, pp. 101–103, 2021.
- [18] R. Li, Y. Li, X. Liang, L. Yang, M. Su, and K. P. Lai, "Network pharmacology and bioinformatics analyses identify intersection genes of niacin and COVID-19 as potential therapeutic targets," *Briefings in Bioinformatics*, vol. 22, no. 2, pp. 1279–1290, 2021.
- [19] C.-S. Liu, T. Xia, Z.-Y. Luo et al., "Network pharmacology and pharmacokinetics integrated strategy to investigate the pharmacological mechanism of Xianglian pill on ulcerative colitis," *Phytomedicine*, vol. 82, Article ID 153458, 2021.
- [20] X. Luo, X. Ni, J. Lin et al., "The add-on effect of Chinese herbal medicine on COVID-19: a systematic review and meta-analysis," *Phytomedicine*, vol. 85, Article ID 153282, 2021.
- [21] R. Pal, S. K. Bhadada, and A. Misra, "COVID-19 vaccination in patients with diabetes mellitus: current concepts, uncertainties and challenges," *Diabetes & Metabolic Syndrome: Clinical Research Reviews*, vol. 15, no. 2, pp. 505–508, 2021.
- [22] L. Xia, Y. Shi, J. Su et al., "Shufeng Jiedu, a promising herbal therapy for moderate COVID-19: antiviral and anti-inflammatory properties, pathways of bioactive compounds, and a clinical real-world pragmatic study," *Phytomedicine*, vol. 85, Article ID 153390, 2021.
- [23] Y. Zhang, P. Lu, H. Qin et al., "Traditional Chinese medicine combined with pulmonary drug delivery system and idiopathic pulmonary fibrosis: rationale and therapeutic potential," *Biomedicine & Pharmacotherapy*, vol. 133, Article ID 111072, 2021.
- [24] C.-R. Park, J.-S. Lee, C.-G. Son, and N. Lee, "A survey of herbal medicines as tumor microenvironment-modulating agents," *Phytotherapy Research*, vol. 35, no. 1, pp. 78–94, 2021.
- [25] K.-C. Tsai, Y.-C. Huang, C.-C. Liaw et al., "A traditional Chinese medicine formula NRICM101 to target COVID-19 through multiple pathways: a bedside-to-bench study," *Bio-medicine & Pharmacotherapy*, vol. 133, Article ID 111037, 2021.
- [26] Z. Wang and L. Yang, "Chinese herbal medicine: fighting SARS-CoV-2 infection on all fronts," *Journal of Ethnopharmacology*, vol. 270, Article ID 113869, 2021.
- [27] L. Yin, Y. Gao, Z. Li, M. Wang, and K. Chen, "Analysis of Chinese herbal formulae recommended for COVID-19 in different schemes in China: a data mining approach," *Combinatorial Chemistry and High Throughput Screening*, vol. 24, no. 7, pp. 957–967, 2021.
- [28] H. Zhang, X. Xue, J. Pan et al., "Integrated analysis of the chemical-material basis and molecular mechanisms for the classic herbal formula of Lily Bulb and Rehmannia Decoction in alleviating depression," *Chinese Medicine*, vol. 16, no. 1, p. 107, 2021.
- [29] X. Liu, J. Wu, D. Zhang, K. Wang, X. Duan, and X. Zhang, "A network pharmacology approach to uncover the multiple mechanisms of hedyotis diffusa willd. on colorectal cancer," *Evidence-based Complementary and Alternative Medicine*, vol. 2018, Article ID 6517034, 12 pages, 2018.
- [30] Z. Zeng, J. Hu, J. Jiang et al., "Network pharmacology and molecular docking-based prediction of the mechanism of Qianghuo Shengshi Decoction against rheumatoid arthritis," *BioMed Research International*, vol. 2021, Article ID 6623912, 12 pages, 2021.
- [31] J. Li, K. Sun, B. Qi et al., "An evaluation of the effects and safety of Zuogui pill for treating osteoporosis: current evidence for an ancient Chinese herbal formula," *Phytotherapy Research*, vol. 35, no. 4, pp. 1754–1767, 2021.
- [32] M. Yan, L. Wang, and C. Y. Cheng, "Testis toxicants: lesson from traditional Chinese medicine (TCM)," *Advances in Experimental Medicine and Biology*, vol. 1288, pp. 307–319, 2021.
- [33] M. Yang, Y. Feng, Y. L. Zhang et al., "Herbal formula MaZiRenWan (Hemp Seed Pill) for constipation: a systematic

- review with meta-analysis," *Phytomedicine*, vol. 82, Article ID 153459, 2021.
- [34] Y. Zhu, W. Zhong, J. Peng, H. Wu, and S Du, "Study on the mechanism of baimai ointment in the treatment of osteoarthritis based on network pharmacology and molecular docking with experimental verification," *Frontiers in Genetics*, vol. 12, Article ID 750681, 2021.
- [35] Y. Wang, Q. Wang, H. Huang et al., "A crowdsourcing open platform for literature curation in UniProt," *PLoS Biology*, vol. 19, no. 12, Article ID e3001464, 2021.
- [36] UniProt Consortium, "UniProt: the universal protein knowledgebase in 2021," *Nucleic Acids Research*, vol. 49, no. D1, pp. D480–D489, 2021.
- [37] J. F. C. Glatz, F. Wang, M. Nabben, and J. J. Luiken, "CD36 as a target for metabolic modulation therapy in cardiac disease," *Expert Opinion on Therapeutic Targets*, vol. 25, no. 5, pp. 393–400, 2021.
- [38] M. C. Giron and U. Mazzi, "Molecular imaging of microbiota-gut-brain axis: searching for the right targeted probe for the right target and disease," *Nuclear Medicine and Biology*, vol. 92, pp. 72–77, 2021.
- [39] J. Gao, L. Tian, T. Lv, J. Wang, B. Song, and X. Hu, "Protein2Vec: aligning multiple PPI networks with representation learning," *IEEE/ACM Transactions on Computational Biology and Bioinformatics*, vol. 18, no. 1, pp. 240–249, 2021.
- [40] X. Meng, J. Xiang, R. Zheng, F.-X. Wu, and M. Li, "DPCMNE: detecting protein complexes from protein-protein interaction networks via multi-level network embedding," *IEEE/ACM Transactions on Computational Biology and Bioinformatics*, vol. 19, no. 3, pp. 1592–1602, 2021.
- [41] M.-F. Tan, G. Zou, Y. Wei et al., "Protein-protein interaction network and potential drug target candidates of *Streptococcus suis*," *Journal of Applied Microbiology*, vol. 131, no. 2, pp. 658–670, 2021.
- [42] J. Zhu, Z. Zheng, M. Yang, G. P. C. Fung, and C. Huang, "Protein complexes detection based on semi-supervised network embedding model," *IEEE/ACM Transactions on Computational Biology and Bioinformatics*, vol. 18, no. 2, pp. 797–803, 2021.
- [43] Q. Cheng, X. Chen, H. Wu, and Y. Du, "Three hematologic/immune system-specific expressed genes are considered as the potential biomarkers for the diagnosis of early rheumatoid arthritis through bioinformatics analysis," *Journal of Translational Medicine*, vol. 19, no. 1, p. 18, 2021.
- [44] D. B. Lima, Y. Zhu, and F. Liu, "XlinkCyNET: a cytoscape application for visualization of protein interaction networks based on cross-linking mass spectrometry identifications," *Journal of Proteome Research*, vol. 20, no. 4, pp. 1943–1950, 2021.
- [45] T. Pfau, M. Galhardo, J. Lin, and T. Sauter, "IDARE2-Simultaneous visualisation of multiomics data in cytoscape," *Metabolites*, vol. 11, no. 5, p. 300, 2021.
- [46] J. Cao, Z. Liu, J. Liu, C. Li, G. Zhang, and R. Shi, "Bioinformatics analysis and identification of genes and pathways in ischemic cardiomyopathy," *International Journal of General Medicine*, vol. 14, pp. 5927–5937, 2021.
- [47] B. Li, Y. Lin, B. Nie et al., "Systematic review and pathway enrichment analysis of Chinese medicine in preventing recurrence and improving prognosis of cholelithiasis after gallbladder-preserving lithotripsy," *Annals of Palliative Medicine*, vol. 10, no. 12, pp. 12985–13001, 2021.
- [48] A. Siavoshi, M. Taghizadeh, E. Dookhe, and M. Piran, "Gene expression profiles and pathway enrichment analysis to identification of differentially expressed gene and signaling pathways in epithelial ovarian cancer based on high-throughput RNA-seq data," *Genomics*, vol. 114, no. 1, pp. 161–170, 2021.
- [49] C.-Y. Weng, M.-H. Zhu, K.-L. Dai et al., "Gene cascade shift and pathway enrichment in rat kidney induced by acarbose through comparative analysis," *Frontiers in Bioengineering and Biotechnology*, vol. 9, Article ID 659700, 2021.
- [50] M. Yuan, Q. He, Z. Long et al., "Exploring the pharmacological mechanism of Liuwei Dihuang Decoction for diabetic retinopathy: a systematic biological strategy-based research," *Evidence-based Complementary and Alternative Medicine*, vol. 2021, Article ID 5544518, 20 pages, 2021.
- [51] X. Zhu, Z. Long, T. Bao, L. Liu, and K. Yang, "Exploring the mechanism of Radix Rhei Et Rhizome intervention in intracerebral hemorrhage based on systematic pharmacology and proteomics strategy," *Bioscience Reports*, vol. 41, no. 3, Article ID BSR20201910, 2021.
- [52] L. Zhu, L. Chen, X. Shao, J. Cheng, Q. Yang, and X. Qian, "Novel inhibitors of an insect pest chitinase: design and optimization of 9-O-aromatic and heterocyclic esters of berberine," *Journal of Agricultural and Food Chemistry*, vol. 69, no. 27, pp. 7526–7533, 2021.
- [53] W. Liu, J. Huang, F. Zhang et al., "Comprehensive profiling and characterization of the absorbed components and metabolites in mice serum and tissues following oral administration of Qing-Fei-Pai-Du decoction by UHPLC-Q-Exactive-Orbitrap HRMS," *Chinese Journal of Natural Medicines*, vol. 19, no. 4, pp. 305–320, 2021.
- [54] X. Li, L. Xiang, Y. Lin, Q. Tang, F. Meng, and W. Chen, "Computational analysis illustrates the mechanism of Qingfei Paidu Decoction in blocking the transition of COVID-19 patients from mild to severe stage," *Current Gene Therapy*, vol. 22, no. 3, pp. 277–289, 2021.
- [55] M. A. Lalli, J. S. Langmade, X. Chen et al., "Rapid and extraction-free detection of SARS-CoV-2 from saliva by colorimetric reverse-transcription loop-mediated isothermal amplification," *Clinical Chemistry*, vol. 67, no. 2, pp. 415–424, 2021.
- [56] W. Ren, Y. Ma, R. Wang et al., "Research advance on Qingfei Paidu Decoction in prescription principle, mechanism analysis and clinical application," *Frontiers in Pharmacology*, vol. 11, Article ID 589714, 2020.
- [57] N. Barda, N. Dagan, E. Kepten et al., "BNT162b2 mRNA Covid-19 vaccine in a nationwide mass vaccination setting," *New England Journal of Medicine*, vol. 384, no. 15, pp. 1970–1423, 2021.
- [58] H. F. Kwok, "Review of Covid-19 vaccine clinical trials - a puzzle with missing pieces," *International Journal of Biological Sciences*, vol. 17, no. 6, pp. 1461–1468, 2021.
- [59] A. Mahmoodpoor, S. Sanaie, P. Samadi, M. Yousefi, and N. D. Nader, "SARS-CoV-2: unique challenges of the virus and vaccines," *Immunological Investigations*, vol. 50, no. 7, pp. 802–809, 2021.
- [60] D. A. Salmon, M. Z. Dudley, J. Brewer et al., "COVID-19 vaccination attitudes, values and intentions among United States adults prior to emergency use authorization," *Vaccine*, vol. 39, no. 19, pp. 2698–2711, 2021, 6.
- [61] W. Gleißner, F. Follert, F. Daumann, and F. Leibbrand, "EU's ordering of COVID-19 vaccine doses: political decision-

- making under uncertainty,” *International Journal of Environmental Research and Public Health*, vol. 18, no. 4, p. 2169, 2021–23.
- [62] V. Landré, I. Amelio, N. A. Barlev et al., “Perspective on multi-target antiplatelet therapies: high content phenotypic screening as an unbiased source of novel polypharmacological strategies,” *Mini Reviews in Medicinal Chemistry*, vol. 15, no. 8, pp. 622–629, 2015.
- [63] Y. Li, C. Xu, H. Wang et al., “Systems pharmacology reveals the multi-level synergetic mechanism of action of Ginkgo biloba L. leaves for cardiomyopathy treatment,” *Journal of Ethnopharmacology*, vol. 264, Article ID 113279, 2021.
- [64] D. Tian, Y. Yang, M. Yu et al., “Anti-inflammatory chemical constituents of Flos Chrysanthemi Indici determined by UPLC-MS/MS integrated with network pharmacology,” *Food & Function*, vol. 11, no. 7, pp. 6340–6351, England, 2020.