





<https://doi.org/10.1038/s41467-019-11555-5>

OPEN

Publisher Correction: Development of an immunodeficient pig model allowing long-term accommodation of artificial human vascular tubes

Manabu Itoh¹, Yosuke Mukae ¹, Takahiro Kitsuka¹, Kenichi Arai ², Anna Nakamura², Kazuyoshi Uchihashi³, Shuji Toda⁴, Kumika Matsubayashi⁵, Jun-ichi Oyama⁶, Koichi Node ⁶, Daisuke Kami⁷, Satoshi Gojo ⁷, Shigeki Morita⁸, Takahiro Nishida¹, Koichi Nakayama² & Eiji Kobayashi⁹

Correction to: *Nature Communications* <https://doi.org/10.1038/s41467-019-10107-1>, published online 21 May 2019.

The original version of this Article contained errors in Figs 2 and 3. In Fig. 2b, the scale bar label '500 μm ' was originally incorrectly given as '200 μm '. In Fig. 2d, the scale bar label '500 μm ' was originally incorrectly given as '100 μm '. In Fig. 3c, the scale bar label '200 μm ' was originally incorrectly given as '100 μm '. This has been corrected in the PDF and HTML versions of the Article.

Published online: 06 August 2019



Open Access This article is licensed under a Creative Commons Attribution 4.0 International License, which permits use, sharing, adaptation, distribution and reproduction in any medium or format, as long as you give appropriate credit to the original author(s) and the source, provide a link to the Creative Commons license, and indicate if changes were made. The images or other third party material in this article are included in the article's Creative Commons license, unless indicated otherwise in a credit line to the material. If material is not included in the article's Creative Commons license and your intended use is not permitted by statutory regulation or exceeds the permitted use, you will need to obtain permission directly from the copyright holder. To view a copy of this license, visit <http://creativecommons.org/licenses/by/4.0/>.

© The Author(s) 2019

¹Department of Thoracic and Cardiovascular Surgery, Faculty of Medicine, Saga University, Saga, Japan. ²Department of Regenerative Medicine and Biomedical Engineering, Faculty of Medicine, Saga University, Saga, Japan. ³Department of Surgical Pathology, National Hospital Organization Saga Hospital, Saga, Japan. ⁴Department of Pathology & Microbiology, Faculty of Medicine, Saga University, Saga, Japan. ⁵Cyfuse Biomedical K. K., Tokyo, Japan. ⁶Department of Cardiovascular Medicine, Faculty of Medicine, Saga University, Saga, Japan. ⁷Department of Regenerative Medicine, Kyoto Prefectural University of Medicine, Kyoto, Japan. ⁸Department of Cardiovascular Surgery, National Hospital Organization Kyushu Medical Center, Fukuoka, Japan. ⁹Department of Organ Fabrication, Keio University School of Medicine, Tokyo, Japan. Correspondence and requests for materials should be addressed to K.N. (email: nakayama@me.saga-u.ac.jp) or to E.K. (email: organfabri@a2.keio.jp)