



OPEN

Universality of fixation probabilities in randomly structured populations

Ben Adlam^{1,2} & Martin A. Nowak^{1,3,4}

SUBJECT AREAS:
EVOLUTIONARY THEORY
APPLIED MATHEMATICS

Received
18 July 2014

Accepted
29 September 2014

Published
27 October 2014

Correspondence and
requests for materials
should be addressed to
M.A.N.
(martin_nowak@
harvard.edu)

¹Program for Evolutionary Dynamics, Harvard University, Cambridge MA 02138, USA, ²School of Engineering and Applied Science, Harvard University, Cambridge MA 02138, USA, ³Department of Mathematics, Harvard University, Cambridge MA 02138, USA, ⁴Department of Organismic and Evolutionary Biology, Harvard University, Cambridge MA 02138, USA.

The stage of evolution is the population of reproducing individuals. The structure of the population is known to affect the dynamics and outcome of evolutionary processes, but analytical results for generic random structures have been lacking. The most general result so far, the isothermal theorem, assumes the propensity for change in each position is exactly the same, but realistic biological structures are always subject to variation and noise. We consider a finite population under constant selection whose structure is given by a variety of weighted, directed, random graphs; vertices represent individuals and edges interactions between individuals. By establishing a robustness result for the isothermal theorem and using large deviation estimates to understand the typical structure of random graphs, we prove that for a generalization of the Erdős-Rényi model, the fixation probability of an invading mutant is approximately the same as that of a mutant of equal fitness in a well-mixed population with high probability. Simulations of perturbed lattices, small-world networks, and scale-free networks behave similarly. We conjecture that the fixation probability in a well-mixed population, $(1 - r^{-1})/(1 - r^{-n})$, is universal: for many random graph models, the fixation probability approaches the above function uniformly as the graphs become large.

In physics, a system exhibits universality when its macroscopic behavior is independent of the details of its microscopic interactions¹. Many physical models are conjectured as universal and long programs have been carried out to establish this mathematically^{2,3}. However such universality conjectures have been lacking in biological models.

It is well known that population structure can affect the behavior of evolutionary processes under both constant selection^{4–10}, on which we focus here, and frequency dependent selection^{11–23}. However, so far deterministic and highly organized population structures have received the most attention^{24–28}; while some populations are accurately modeled in this way^{29–33}, often a random structure is far more appropriate to describe the irregularity of the real world^{34–37}. Random population structures have been considered numerically, but analytical results have been lacking^{7,13,38}.

The *Moran process* considers a population of n individuals, each of which is either wild-type or mutant with constant fitness 1 or r respectively, undergoing reproduction and death³⁹. At each discrete time step an individual is chosen randomly for reproduction proportional to its fitness; another individual is chosen uniformly at random for death and is replaced by a new individual of the same phenotype as the reproducing individual. In the long run, the process has only two possible outcomes: the mutant fixes and the wild-type dies out or the reverse. When a single mutant is introduced randomly into a homogenous, wild-type population, we call the probability of the first eventuality *the fixation probability*.

Fixation probabilities are of fundamental interest in evolutionary dynamics⁴⁰. For a well-mixed population as described above, the fixation probability, denoted

$$\rho_{M_n}(r) = \frac{1 - r^{-1}}{1 - r^{-n}}, \quad (1)$$

depends on r and n ^{41,42}. Fixation probabilities also depend on population structure^{43,44}, which is modeled by running the process on a graph (a collection of n vertices with edges between them) where vertices represent individuals and edges competition between individuals. Population structure forces reproducing individuals to replace only individuals with whom they are in competition, as described by the graph, and thus death is no longer uniformly at random but among only the reproducing individual's neighbors. See the SI for details.

With this enrichment of the model, the effects of population structure can be understood. Simple one-rooted population structures are able to suppress selection and reduce evolution to a standstill, while intricate, star-like



structures can amplify the intensity of selection to all but guarantee the fixation of mutants with arbitrarily slight fitness advantages⁷. The former has been proposed as a model for understanding the necessity of hierarchical lineages of cells to reduce the likelihood of cancer initiation⁴⁵. Some population structures have fixation probabilities which are given exactly by $\rho_{M_n}(r)$ and a fundamental result, called the isothermal theorem (stated precisely in Theorem si.1.1), gives conditions for this⁷. As a special case of these conditions are all symmetric population structures or graphs with undirected edges. More generally, a graph is called *isothermal* if the sums of the outgoing and ingoing edge weights are the same for all subsets of the graph's vertices (or equivalently if a graph's weighted adjacency matrix is doubly stochastic). This is our first hint of universality but it was not the first time certain quantities were observed as independent of population structure. Maruyama introduced geographical population structure by separating reproduction, which occurs within sub-populations, and migration, which occurs between sub-populations, and found that the fixation probability was the same as that of a well-mixed population structure⁴⁶. In the framework of evolutionary graph theory, Maruyama's model would correspond to a symmetric graph. In this sense his finding is a special case of the isothermal theorem.

However, the assumptions of the isothermal theorem sit on a knife edge—when any small perturbation is made to the graph, the assumptions no longer hold and the original isothermal theorem is silent. In particular, it cannot be applied to directed, random graphs. We address these shortcomings in Section si.1, where we strengthen the forward direction of the isothermal

theorem by proving a deterministic statement: we weaken the theorem's assumptions to be only approximately true for a graph G and show that the conclusion is still approximately true, that is, the fixation probability of a general graph $\rho_{G_n}(r)$ is approximately equal to $\rho_{M_n}(r)$. We call this the robust isothermal theorem (RIT).

Theorem (Robust isothermal theorem). Fix $0 \leq \varepsilon < 1$. Let $G_n = (V_n, W_n \equiv [w_{ij}])$ be a connected graph. If for all nonempty $S \subsetneq V_n$ we have

$$\left| \frac{w_O(S)}{w_I(S)} - 1 \right| \leq \varepsilon, \quad (2)$$

where $w_O(S) := \sum_{i \in S} \sum_{j \notin S} w_{ij}$ and $w_I(S) := \sum_{i \notin S} \sum_{j \in S} w_{ij}$ are the sums of the outgoing and ingoing edges respectively, then

$$\sup_{r > 0} |\rho_{M_n}(r) - \rho_{G_n}(r)| \leq \varepsilon. \quad (3)$$

The proof begins by ignoring spacial structure and considering only the number of mutants. Since $\rho_{G_n}(r)$ depends only on the ratio of the probability of increasing to the probability of decreasing the number of mutants for each subset, a bound on these ratios and a coupling argument establish that $\rho_{G_n}(r)$ is close to ρ_{M_n} . Finally, the mean value theorem and smoothness properties of ρ_{M_n} simplify the bound and yield the result. We remark that assumption (2) is necessary in the sense that there are graphs whose fixation probability is far from $\rho_{M_n}(r)$ but whose weighted adjacency matrix is arbitrarily close to being doubly stochastic (see (si.1.10) for an example).

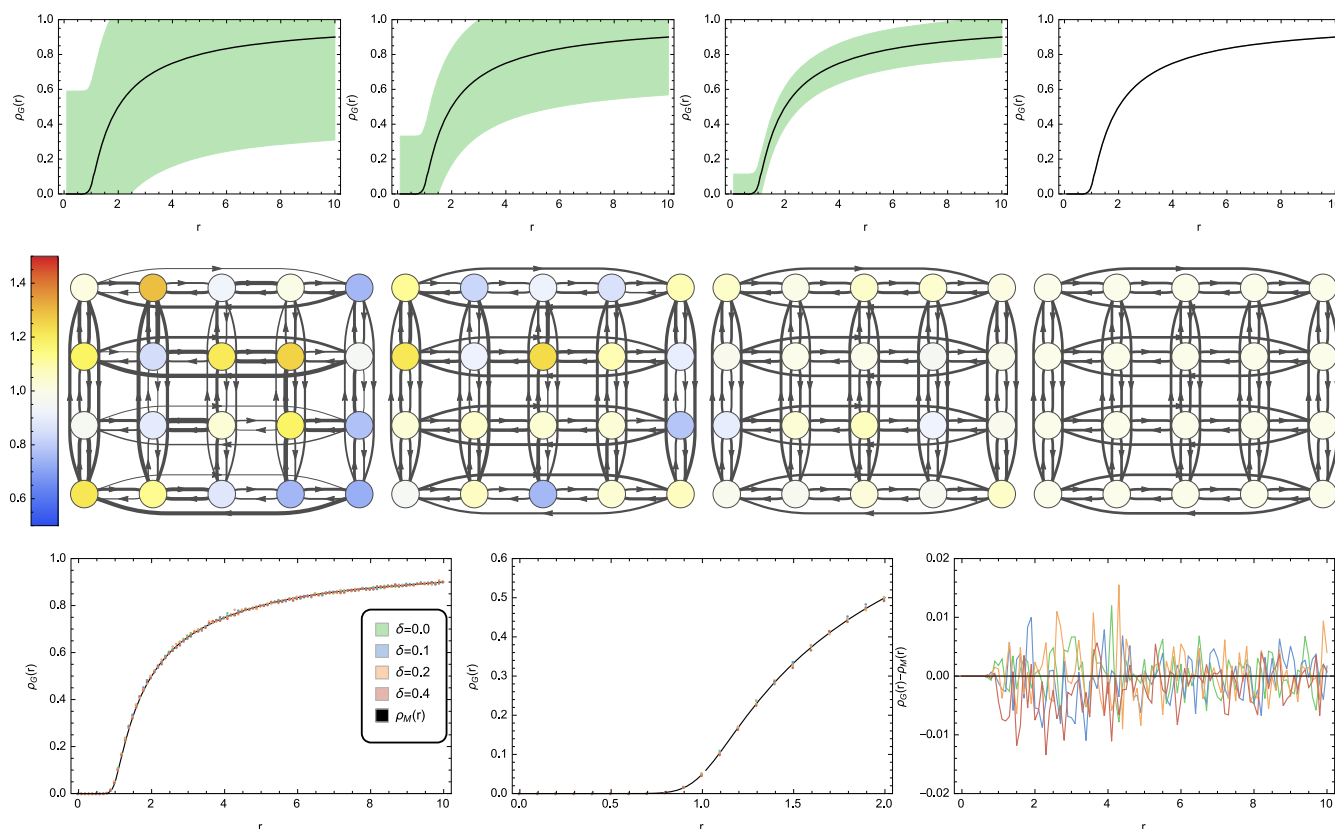


Figure 1 | The robust isothermal theorem guarantees that the fixation probability of each approximately isothermal graph lies in the green region. Each edge of the 4×4 , 2-dimensional torus is perturbed by a uniform random value from $[-\delta/2, \delta/2]$ where the total of the perturbations for one vertex are conditioned to sum to 0. As the perturbation strength decreases through $\delta \in [0.4, 0]$ and the graph approaches isothermality, the bound improves and converges uniformly to the solid black line, ρ_{M_n} . The figures of square lattices show how random perturbations shift the graphs from isothermality, as the perturbation strength decreases from left to right; we draw each graph with the directed edges' thickness proportional to their weight and the vertices' color given by the sum of the weights of edges pointing to them. In the bottom row, empirical estimates of the fixation probabilities (small circles) are plotted against the values predicted by ρ_{M_n} (solid lines) and, despite the perturbations to the graphs, their fixation probabilities lie close to ρ_{M_n} .

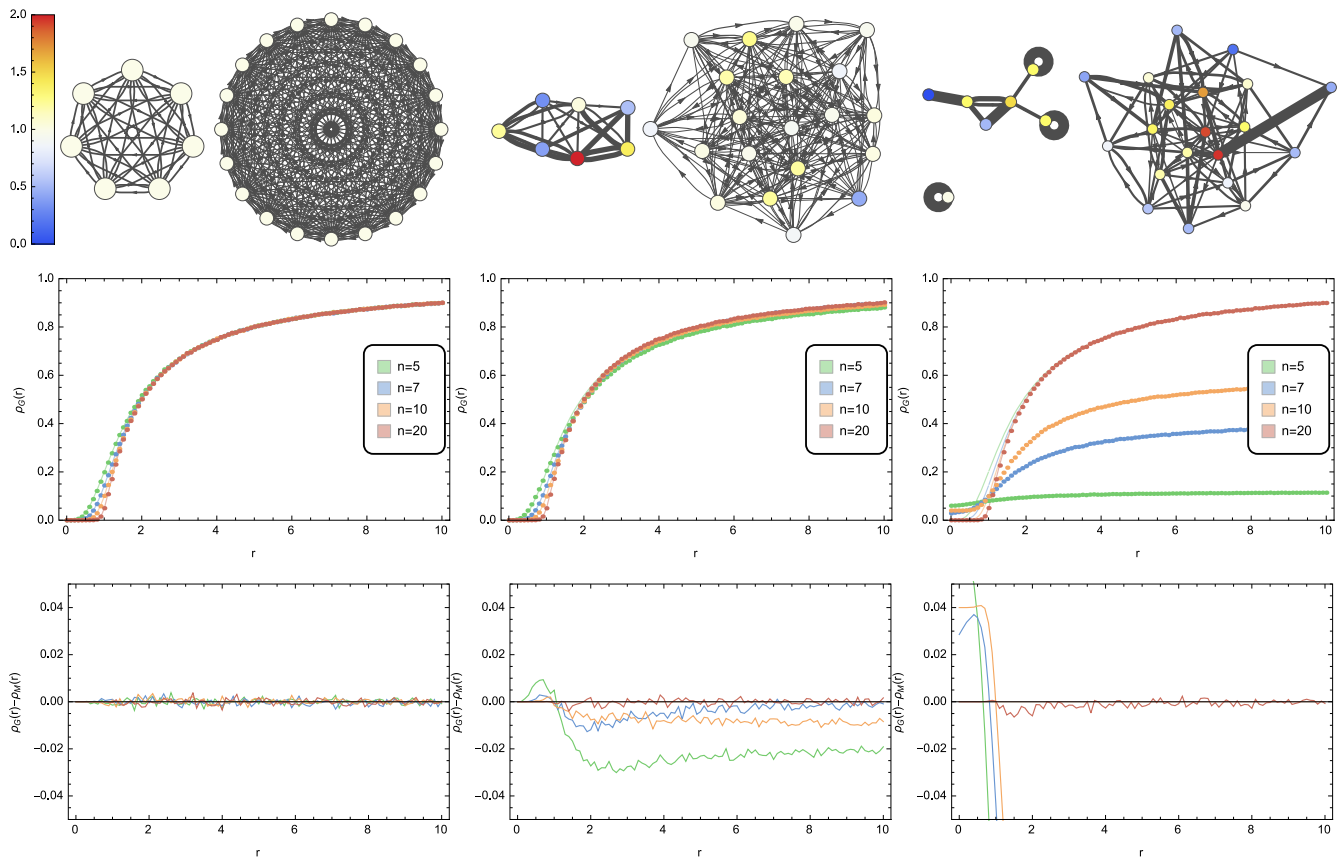


Figure 2 | The fixation probability of the generalized Erdős-Rényi random graphs converge uniformly to ρ_{M_n} . The three columns from left to right correspond to Erdős-Rényi random graphs with decreasing connection probabilities $p = 1, p = 0.6,$ and $p = 0.3$. The representative random graphs in the top row show both the increasing sparsity and disorder as p decreases and the elimination of degeneracy (rootedness and disconnectedness) and the increasing uniformity of temperature as the graph sizes increase. In the middle row, empirical estimates of the fixation probabilities (small circles) are plotted against the values predicted by ρ_{M_n} (solid lines). When $p = 1$ the graphs are isothermal and thus correspond exactly to their predicted values which can be seen even more clearly in the bottom row, where the difference of the empirical fixation probabilities and their predicted values display as stochastic fluctuations about 0. For $p = 0.6$ and $p = 0.3$, the convergence of the empirical values to ρ_{M_n} as the graphs increase in size is apparent. Smaller graphs are typically suppressors as illustrated by the clear sign change at $r = 1$ in the difference of empirical and predicted values, whereas larger graphs fluctuate about 0. This phenomenon is due not only to the higher probability of obtaining degenerate graphs—simulations produced strongly connected, small suppressors. Moreover, the convergence is patently slower in n for smaller values of p .

The proof verifies something essential for the process: as in physics, our laws should not depend on arbitrarily small quantities nor make disparate predictions for small perturbations of a system. The RIT generalizes the isothermal theorem in this sense; if an isothermal graph is perturbed with strength ε such that the assumption (2) holds, then its fixation probability is close to that of the original graph (Figure 1). There are many ways of rigorously perturbing a graph, so we do not make a precise definition of perturbation here. All we claim is that any perturbation which changes the assumptions of the RIT continuously can be controlled. The RIT has many useful applications and is our first ingredient to universality.

Robustness is essential for the analysis of random graphs. We say a random graph model exhibits universal Moran-type behavior if its fixation probability behaves like $\rho_{M_n}(r)$ as the graph becomes large. That is, as the graphs become large their macroscopic properties, fixation probabilities, are independent of their microscopic structures, the distributions of individual edges. Mathematically, we ask that the random variable $\sup_{r>0} |\rho_{G_n}(r) - \rho_{M_n}(r)|$ converges in probability to 0, as n goes to infinity. For finite values of n , we can require finer control over this convergence such that

$$\mathbb{P} \left[\sup_{r>0} |\rho_{G_n}(r) - \rho_{M_n}(r)| \leq \delta(n) \right] = 1 - \varepsilon(n), \quad (4)$$

where the functions $\delta(n) = o(1)$ and $\varepsilon(n) = o(1)$ can be specified. For the generalized Erdős-Rényi model³⁴ where edges are produced independently with fixed probability p (see Definitions SI.2.4 and SI.4.1) we prove universality. In Sections SI.2 and SI.4 we analyze the typical behavior of random graphs and show that with very high probability they satisfy the assumptions of the RIT, giving us the paper’s main result:

Theorem. *Let $(G_n)_{n \geq 1}$ be a family of random graphs where the directed edge weights are chosen independently according to some suitable distribution (the outgoing edges may be normalized to sum to 1 or not). Then there is a constant $C > 0$, not dependent on n , such that the fixation probability of a randomly placed mutant of fitness $r > 0$ satisfies*

$$|\rho_{G_n}(r) - \rho_{M_n}(r)| \leq \frac{C(\log n)^{C+C\xi}}{\sqrt{n}}$$

uniformly in r with probability greater than $1 - \exp(-v(\log n)^{1+\xi})$, for some positive constants ξ and v .

The proof applies the RIT to random graphs, showing that with high probability they satisfy assumption (2) with ε approximately order $1/\sqrt{n}$. This relies on two main results. Using large deviation estimates, we show that the sum of the ingoing edge weights to each vertex (its temperature) are within approximately order $1/\sqrt{n}$ of 1

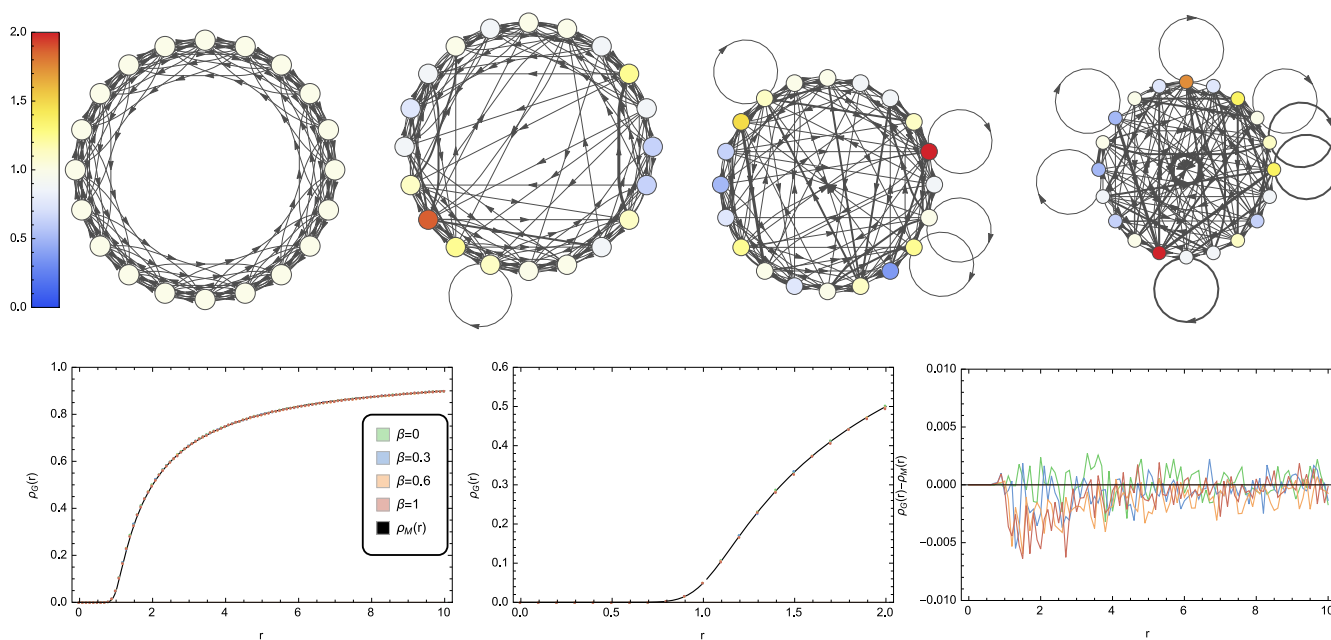


Figure 3 | Small-world networks also show universal behavior. Representative Watts–Strogatz random graphs display increasing disorder as the rewiring probability β increases from 0 to 1, which may be viewed as an interpolation between an isothermal graph and an Erdős–Rényi random graph. For all values of β the correspondence to ρ_{M_n} is striking but mathematical proof is lacking.

with high probability (Lemma si.2.7) and that sum of the outgoing (and ingoing) edge weights of each subset are at least the same order as the size of the subset or its complement for some uniform constant with high probability (Lemma si.2.8).

This theorem isolates the typical behavior of the Moran process on these random structures. It can be interpreted as stating that random processes generating population structures where vertices and edges are treated independently and interchangeably will almost always produce graphs with Moran-type behavior. While such processes can generate graphs which do not have Moran-type behavior (for example one-rooted or disconnected graphs), these graphs are generated with very low probability as the size of the graphs becomes large. Moreover, it improves upon diffusion approximation methods by explicitly controlling the error rates⁴⁷.

The result holds with high probability but sometimes this probability becomes close to 1 only as the graphs become large. The necessary graph size depends on the distribution from which the random graph's edge weights are drawn. In particular, it depends inversely on the parameter p from the generalized Erdős–Rényi model, which is the probability that there is an edge of some weight between two directed vertices. The smaller this parameter the more disordered and sparse the random graphs and the less uniform their vertices' temperatures, which all tend to decrease the control over the graph's closeness to isothermality, (2). Regardless, our choice of the parameters ζ and ν guarantees that the bound (si.2.54) decays to 0 and that it holds with probability approaching 1 as n becomes large.

We investigated the issues of convergence for small values of n numerically to illustrate our analytical result (Figure 2). For Erdős–Rényi random graphs (see Section si.2 with the distribution chosen as Bernoulli), we generated 10 random graphs according to the procedure outlined in Definition si.2.4 for fixed values of $0 < p < 1$. On each graph the Moran process was simulated 10^4 times for various values of $0 \leq r \leq 10$ to give the empirical fixation probability, that is, the proportion of times that the mutant fixed in the simulation. Degenerate graphs were not excluded from the simulations but rather than estimating their fixation probabilities, we calculated them exactly, so that 1-rooted graphs were given fixation probability $1/n$ and many-rooted and disconnected graphs were given fixation

probability 0. Trivially, such 1-rooted graphs are suppressors—that is, the fixation probability of a mutant of fitness $0 < r < 1$ (and a mutant of fitness $r > 1$) is greater than (and less than respectively) the mutant's fixation probability in a well-mixed population—but suppressing graphs without these degenerate properties were also observed. As the graphs become larger their fixation probabilities match ρ_{M_n} closely and degeneracy becomes highly improbable as predicted by our result.

In addition to the generalized Erdős–Rényi random graphs, we also considered the Watts–Strogatz model and the Barabási–Albert model. The Watts–Strogatz model³⁵ produces random graphs with small-world properties, that is, high clustering and short average path length. The model has three inputs: a parameter $0 \leq \beta \leq 1$, the graph size n , and the mean degree $2k$. Typically, the model produces random, undirected graphs, thus, to escape isothermality, it was modified slightly to produce weighted, directed graphs. We do this in the most natural way: we start with a directed $2k$ -regular graph where each node is connected to its $2k$ nearest neighbors if the graph is arranged on a cycle (Figure 3), and then we rewire each edge to a new vertex chosen uniformly at random with probability β independently. Since the number of edges leaving each vertex is fixed at $2k$, the weight of each edge is exactly $1/(2k)$. Potentially, there can be multiple edges for one vertex to another, which we account for by summing the edge weights. The model may be viewed as an interpolation between an isothermal, $2k$ -regular graph and an Erdős–Rényi graph by the parameter β .

Moran-type behavior was observed in the Watts–Strogatz model for all values of the input parameters we simulated (Figure 3). While mathematical proof of universality in the Watts–Strogatz model is still needed, there is hope that the techniques of this paper may be applied in this situation as the in-degrees of the vertices are concentrated around 1 for graphs with large degree $2k$.

Unlike the Erdős–Rényi and Watts–Strogatz models, scale-free networks are random graphs where the in-degrees of the vertices follow a power law. Normally, scale-free networks are undirected and unweighted. To produce weighted, directed scale-free networks, we modified the preferential attachment algorithm of Barabási–Albert⁴⁸: we start with a connected cycle and then add directed edges

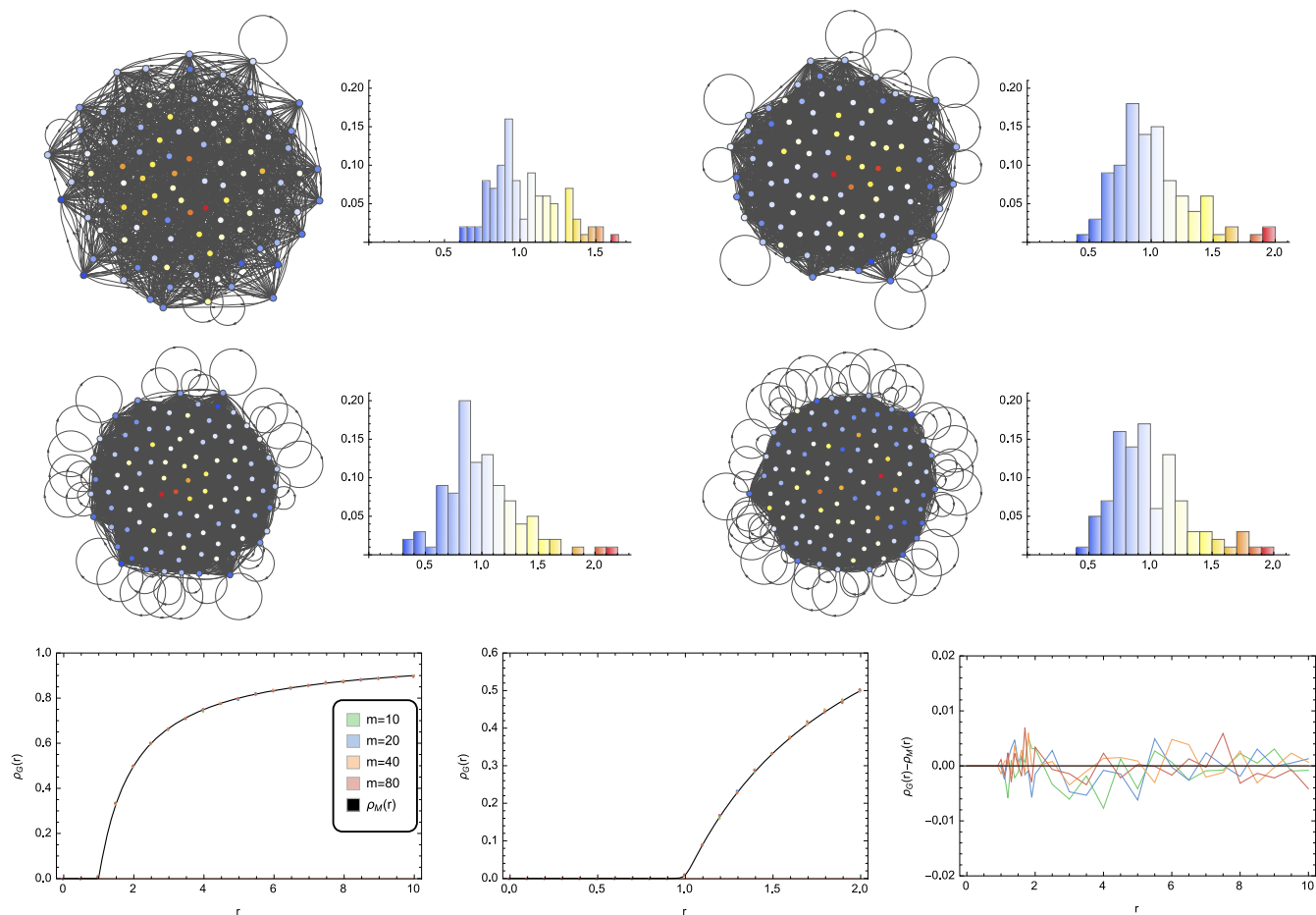


Figure 4 | Simulations on graphs generated by preferential attachment yield fixation probabilities close to ρ_{M_n} . Several scale-free networks with varying out degrees, $m = 10$, $m = 20$, $m = 40$, and $m = 80$, were generated using a preferential attachment algorithm. Histograms of the sum of the weights of edges pointing to each vertex are plotted next to each graph; however, the small graphs size limits the resemblance to a power law. Given the comparatively large size of the graphs, only a restricted number of simulations were performed, but the simulations corresponded to ρ_{M_n} without a tendency to amplify or suppress. More extensive work is required.

of equal weight in sequence to a randomly selected vertex where the destination of each edge is selected proportional to the in-degree of the current vertices.

Surprisingly, even though there is a sense in which vertices are not treated interchangeably in the preferential attachment algorithm, Moran-type behavior was observed in all simulations (Figure 4). This is in contrast with the results in Lieberman *et al.* where they observed some amplification in scale-free networks⁷. The scale-free property is emergent and only becomes apparent as the graph becomes large, thus this increases the running time of the Monte Carlo method for estimating the fixation probability. More simulations are required here for conclusive findings, and again, there are currently no mathematical results.

In summary, we have generalized the isothermal theorem to make it biologically realistic and to increase its technical applicability. The conclusion of the robust isothermal theorem now depends continuously on its assumptions. With this new tool, we have proved analytically that fixation probabilities in a generalized Erdős-Rényi model converge uniformly to the fixation probability of a well-mixed population. In our proof, we identify the reason for this convergence and bound its rate. Thus, we confirm observations from many simulations and give a method of approximation with a specified error. Furthermore, we conjecture that many random graph models exhibit this universal behavior. However, it is easy to construct simple examples of random graphs which do not, thus it still remains to deter-

mine the necessary assumptions on the random graph model for it to exhibit universal behavior.

1. Deift, P. Universality for mathematical and physical systems. In *Proc. Int. Congr. Math.*, vol. I, 125–152 (European Mathematical Society, Zürich, 2007).
2. Erdős, L. & Yau, H.-T. Universality of local spectral statistics of random matrices. *Bull. Am. Math. Soc.* **49**, 377–414 (2012).
3. Borodin, A. & Corwin, I. Macdonald processes. *Probab. Theory Relat. Fields* **158**, 225–400 (2014).
4. Levin, S. A. & Paine, R. T. Disturbance, patch formation, and community structure. *Proc. Natl. Acad. Sci.* **71**, 2744–2747 (1974).
5. Levin, S. A. Population dynamic models in heterogeneous environments. *Annu. Rev. Ecol. Syst.* **7**, 287–310 (1976).
6. Durrett, R. & Levin, S. A. Stochastic spatial models: a user's guide to ecological applications. *Philos. Trans. R. Soc. London. Ser. B Biol. Sci.* **343**, 329–350 (1994).
7. Lieberman, E., Hauert, C. & Nowak, M. A. Evolutionary dynamics on graphs. *Nature* 312–316 (2005).
8. Broom, M. & Rychtář, J. An analysis of the fixation probability of a mutant on special classes of non-directed graphs. *Proc. R. Soc. A Math. Phys. Eng. Sci.* **464**, 2609–2627 (2008).
9. Frean, M., Rainey, P. B. & Traulsen, A. The effect of population structure on the rate of evolution. *Proc. R. Soc. B Biol. Sci.* **280**, 20130211 (2013).
10. Antal, T., Redner, S. & Sood, V. Evolutionary dynamics on degree-heterogeneous graphs. *Phys. Rev. Lett.* **96**, 188104 (2006).
11. Sinervo, B. & Lively, C. The rock-paper-scissors game and the evolution of alternative male strategies. *Nature* **380**, 240–243 (1996).
12. Kerr, B., Riley, M. a., Feldman, M. W. & Bohannan, B. J. M. Local dispersal promotes biodiversity in a real-life game of rock-paper-scissors. *Nature* **418**, 171–4 (2002).



13. Ohtsuki, H., Hauert, C., Lieberman, E. & Nowak, M. A. A simple rule for the evolution of cooperation on graphs and social networks. *Nature* **441**, 502–505 (2006).
14. Chen, Y.-T. Sharp benefit-to-cost rules for the evolution of cooperation on regular graphs. *Ann. Appl. Probab.* **23**, 637–664 (2013).
15. Broom, M. & Rychtář, J. *Game-theoretical models in biology*. CRC mathematical and computational biology series (Chapman and Hall/CRC Press, Taylor and Francis Group, Boca Raton, FL, 2013).
16. Nowak, M. A. & May, R. M. Evolutionary games and spatial chaos. *Nature* **359**, 826–829 (1992).
17. Tarnita, C. E., Wage, N. & Nowak, M. A. Multiple strategies in structured populations. *Proc. Natl. Acad. Sci.* **108**, 2334–2337 (2011).
18. Szabó, G. & Fath, G. Evolutionary games on graphs. *Phys. Rep.* **446**, 97–216 (2007).
19. Perc, M. Coherence resonance in a spatial prisoner's dilemma game. *New J. Phys.* **8**, 22 (2006).
20. Perc, M. & Szolnoki, A. Social diversity and promotion of cooperation in the spatial prisoner's dilemma game. *Phys. Rev. E* **77**, 11904 (2008).
21. Fu, F., Nowak, M. A. & Hauert, C. Invasion and expansion of cooperators in lattice populations: Prisoner's dilemma vs. Snowdrift games. *J. Theor. Biol.* **266**, 358–366 (2010).
22. Pacheco, J. M., Traulsen, A. & Nowak, M. A. Coevolution of strategy and structure in complex networks with dynamical linking. *Phys. Rev. Lett.* **97**, 258103 (2006).
23. Tarnita, C. E., Ohtsuki, H., Antal, T., Fu, F. & Nowak, M. A. Strategy selection in structured populations. *J. Theor. Biol.* **259**, 570–581 (2009).
24. Johst, K., Doebeli, M. & Brandl, R. Evolution of complex dynamics in spatially structured populations. *Proc. R. Soc. B Biol. Sci.* **266**, 1147–1154 (1999).
25. Broom, M., Rychtář, J. & Stadler, B. Evolutionary dynamics on small-order graphs. *J. Interdiscip. Math.* **12**, 129–140 (2009).
26. Ispolatov, J. & Doebeli, M. Diversification along environmental gradients in spatially structured populations. *Evol. Ecol. Res.* **11**, 295–304 (2009).
27. Diaz, J. *et al.* On the fixation probability of superstars. *Proc. R. Soc. A Math. Phys. Eng. Sci.* **469**, 20130193 (2013).
28. Jamieson-Lane, A. & Hauert, C. Fixation probabilities on superstars, revisited and revised. *arXiv Prepr. arXiv1312.6333* (2013).
29. Durrett, R. & Levin, S. The Importance of Being Discrete (and Spatial). *Theor. Popul. Biol.* **46**, 363–394 (1994).
30. Hassell, M. P., Comins, H. N. & May, R. M. Species coexistence and self-organizing spatial dynamics. *Nature* **370**, 290–292 (1994).
31. Rainey, P. B. & Rainey, K. Evolution of cooperation and conflict in experimental bacterial populations. *Nature* **425**, 72–74 (2003).
32. Le Gac, M. & Doebeli, M. Environmental viscosity does not affect the evolution of cooperation during experimental evolution of colicogenic bacteria. *Evolution* **64**, 522–33 (2010).
33. Allen, B., Gore, J. & Nowak, M. A. Spatial dilemmas of diffusible public goods. *Elife* **2**, e01169 (2013).
34. Erdős, P. & Rényi, A. On the evolution of random graphs. *Publ. Math. Inst. Hungarian Acad. Sci.* **5** (1960).
35. Watts, D. J. & Strogatz, S. H. Collective dynamics of 'small-world' networks. *Nature* **393**, 440–442 (1998).
36. Barrat, A. & Weigt, M. On the properties of small-world network models. *Eur. Phys. J. B* **13**, 547–560 (2000).
37. Nakamaru, M. & Levin, S. A. Spread of two linked social norms on complex interaction networks. *J. Theor. Biol.* **230**, 57–64 (2004).
38. Barbosa, V. C., Donangelo, R. & Souza, S. R. Early appraisal of the fixation probability in directed networks. *Phys. Rev. E* **82**, 046114 (2010).
39. Moran, P. A. P. *The statistical processes of evolutionary theory* (Oxford University Press, Oxford, England, 1962).
40. Patwa, Z. & Wahl, L. M. The fixation probability of beneficial mutations. *J. R. Soc. Interface* **5**, 1279–1289 (2008).
41. Maruyama, T. A Markov process of gene frequency change in a geographically structured population. *Genetics* **76**, 367–377 (1974).
42. Nowak, M. A. *Evolutionary dynamics: exploring the equations of life* (Belknap Press of Harvard University Press, Cambridge, Massachusetts, 2006).
43. Barton, N. The probability of fixation of a favoured allele in a subdivided population. *Genet. Res.* **62**, 149–157 (1993).
44. Whitlock, M. Fixation probability and time in subdivided populations. *Genetics* **779**, 767–779 (2003).
45. Nowak, M. A., Michor, F. & Iwasa, Y. The linear process of somatic evolution. *Proc. Natl. Acad. Sci.* **100**, 14966–14969 (2003).
46. Maruyama, T. A simple proof that certain quantities are independent of the geographical structure of population. *Theor. Popul. Biol.* **5**, 148–154 (1974).
47. Hadjichrysanthou, C., Broom, M. & Kiss, I. Z. Approximating evolutionary dynamics on networks using a Neighbourhood Configuration model. *J. Theor. Biol.* **312**, 13–21 (2012).
48. Barabási, A.-L. & Albert, R. Emergence of scaling in random networks. *Science* **286**, 509–512 (1999).

Acknowledgments

Financial support from the John Templeton Foundation is gratefully acknowledged.

Author contributions

B.A. and M.A.N. performed the research and wrote and reviewed the manuscript.

Additional information

Supplementary information accompanies this paper at <http://www.nature.com/scientificreports>

Competing financial interests: The authors declare no competing financial interests.

How to cite this article: Adlam, B. & Nowak, M.A. Universality of fixation probabilities in randomly structured populations. *Sci. Rep.* **4**, 6692; DOI:10.1038/srep06692 (2014).



This work is licensed under a Creative Commons Attribution-NonCommercial-NoDerivs 4.0 International License. The images or other third party material in this article are included in the article's Creative Commons license, unless indicated otherwise in the credit line; if the material is not included under the Creative Commons license, users will need to obtain permission from the license holder in order to reproduce the material. To view a copy of this license, visit <http://creativecommons.org/licenses/by-nc-nd/4.0/>