

SCIENTIFIC REPORTS



OPEN

Functional recovery of a subtropical evergreen-deciduous broadleaved mixed forest following clear cutting in central China

Yongtao Huang^{1,2}, Xiao Zhang³, Runguo Zang^{2,4}, Shenglei Fu³, Xunru Ai⁵, Lan Yao⁵, Yi Ding^{2,4}, Jihong Huang^{2,4} & Xinghui Lu^{2,4}

Ecosystem functioning is largely dependent on the functional traits of its component species. Most of the previous researches on ecosystem recovery have mainly focused on taxonomic composition but less attention is concentrated on functional community composition. Here, we examine the dynamic trend of functional community composition along a recovery chronosequence following clear cutting in subtropical evergreen-deciduous broadleaved mixed forest. Results showed that with the process of recovery, the functional composition changed from a community with high specific leaf area (CWM_SLA), leaf nitrogen concentration (CWM_LNC) and leaf phosphorus (CWM_LPC) but low leaf thickness (CWM_LT) and stem tissue density (CWM_STD) to that with low CWM_SLA, CWM_LNC and CWM_LPC but high CWM_LT and CWM_STD. Functional traits of evergreen and deciduous species were significantly different in each stage. Light availability and soil phosphorus were the most important influencing factors during the recovery. Our study suggests that the subtropical evergreen-deciduous broadleaved mixed forest is gradually shifting from a resource acquisitive to a resource conservative assemblage, in which evergreen species will become more and more dominant. Any management or conservation planning upon the forest ecosystem should integrate this dynamic trend of functional change.

Disturbance is one of the most important forces in structuring biotic communities¹. The majority of the earth's forests are secondary growth due to varied forms of disturbances². Forest recovery after disturbance is a process of gradual change in species composition and community composition over time³. Processes shaping the patterns of forest succession have traditionally been approached by quantifying the changes in plant species composition over time^{4–6}, yet this kind of research is often not closely relevant to understanding forest ecosystem functions⁷. Plant functional traits have proven to be an effective approach in analyzing changes in the structure and function of plant communities after disturbance⁸. Plant functional traits are the morphological, physiological, phenological features which affect plant fitness, and can represent species' ecological strategies and determine how they respond to changing conditions, which might have effects on species in higher trophic levels and the functioning of the whole ecosystem⁹. Examining changes in the composition of functional traits in plant communities during recovery could help to better understand the underlying processes of succession¹⁰. Many functional trait researches have been conducted in individual species level¹¹. However, community-weighted means of trait values (CWM) can largely determine how individual plant species contribute to ecosystem processes at the community level¹². Community weighted mean trait values therefore have been widely adopted in ecological researches for summarizing different aspects of community trait composition¹³.

¹Post-Doctoral Research Program of Geography, College of Environment and Planning, Henan University, Kaifeng, 475004, PR China. ²Key Laboratory of Forest Ecology and the Environment, the State Forestry Administration, Institute of Forest Ecology, Environment and Protection, Chinese Academy of Forestry, Beijing, 100091, PR China. ³College of Environment and Planning, Henan University, Kaifeng, 475004, PR China. ⁴Co-Innovation Center for Sustainable Forestry in Southern China, Nanjing Forestry University, Nanjing, Jiangsu, 210000, PR China. ⁵School of Forestry and Horticulture, Hubei University for Nationalities, Enshi, Hubei, 445000, PR China. Correspondence and requests for materials should be addressed to R.Z. (email: zangrung@caf.ac.cn)

Forest recovery are characterized by important shifts in resources conditions (e.g. from high to low light availability), and species composition (e.g., from shade-intolerant to shade-tolerant species)¹⁴. An acquisitive-conservative continuum in plant resource-use strategies exists during succession, along which a species' position can be determined by its functional traits^{15,16}. The trade-off between acquisition and conservation strategies runs from fast-growing species with acquisitive resource-use strategies (rapid acquisition of resources, cheap-to-construct acquisitive leaves with high photosynthetic rates that maximize resource capture, and potential for quick returns on investments of nutrients, i.e. high specific leaf area and high leaf nutrients), to species with conservative resource-use strategies (invest less in growth, build leaves with traits leading to a more expensive-to-construct conservative leaves that tolerate stress and physical damage, and better conserve the acquired resources, i.e. low specific leaf area, sclerophyllous leaves, and low leaf nutrients)¹⁵. These trade-offs can be used to explain species' successional perfectly. Species with functional traits that can exploit rich resources usually dominate in early successional stages while those species with conservative resource-use traits often dominate in late successional stages^{2,17}. As succession proceeds, acquisitive resource strategy species are progressively replaced by long-lived, shade-tolerant resource conservative species^{13,18}.

Studies on successional change from acquisitive to conservative strategies have been conducted in many forest types, where species replacement during forest succession is often explained by their adaptations to changing environments¹⁹. Different resource supply capacity under different environmental condition is thought to be one of the main forces driving plant functional traits changes during forest succession²⁰. For example, fast-growing species with efficient resource acquisition traits often thrive in the light rich environment of early-successional stages, while slow-growing species with resource conservative traits dominate in the poor light conditions of late-successional stages²¹.

Changes in ecological strategies during secondary succession can be presumed to reflect transitions between deciduous and evergreen species. Deciduous and evergreen species can have fundamentally different physiology, which can be reflected in plant trait syndromes²². Deciduous species have commonly short-lived leaves while evergreens have coriaceous leaves with greater longevity²³. Previous research has found that deciduous woody species show higher relative growth rates, higher SLA, and higher photosynthetic rates than evergreen species^{24–26}. Compared with evergreen species, deciduous species have a shorter time each year to assimilate resources and generally require high nutrient conditions for efficient photosynthesis²⁷.

Evergreen broad-leaved forests are abundant in the subtropical region of China and represent a globally distinct ecosystem between 25 and 35°N. With increasing altitude and decreasing temperatures, subtropical evergreen-deciduous broadleaved mixed forests become the dominant vegetation type in subtropical China²⁸. The functional community composition of the subtropical evergreen-deciduous broadleaved has not been explored. The objective of this study is to examine changes in plant functional traits and the overall strategies along a natural recovery gradient represented by a chronosequence (20 years old second growth, 35 years old second growth and old growth) following clear cutting in a subtropical evergreen-deciduous broadleaved mixed forest in central China. Specifically, we ask the following questions: 1) How does functional community composition and ecological strategies change during recovery following clear cutting? 2) What are the differences in the average functional traits between deciduous and evergreen species during recovery? 3) Which environmental factors would lead to differences in functional composition among recovery stages?

Results

Changes in plant functional traits during recovery following clear cutting. The five community level plant functional traits all changed significantly among different recovery stages (Fig. 1). The value of CWM_SLA in the old growth was significantly lower than those in the 20 and 35-year-old second growth ($p < 0.01$). CWM_SLA initially increased and then decreased with recovery. CWM_STD increased gradually with recovery though there was no significant difference in CWM_STD between the 20- and 35-year-old second growth ($p > 0.05$), but both of the secondary stages were significantly lower than that of the old growth. CWM_LT increased significantly with recovery ($p < 0.01$). CWM_LNC and CWM_LPC decreased gradually with recovery ($p < 0.01$). CWM_LNC between 20 and 35-year-old second growth was not significantly different ($p > 0.05$). Three patterns existed in the changes of community level plant functional traits, i.e. increased and then decreased (CWM_SLA), gradually increasing (CWM_STD, CWM_LT), and gradually decreasing (CWM_LNC, CWM_LPC) (Fig. 1).

In addition, all the average values of five measured traits differed significantly between deciduous and evergreen species in each recovery stage ($p < 0.01$) (Fig. 2). Evergreen species had higher LT and STD but lower SLA, LPC, and LNC than deciduous species in each recovery stage.

Relationships between community level plant functional traits and environmental factors during recovery following clear cutting.

Differences in environmental factors were found between different recovery stages (Table 1). Generally, SWC, SOM and the soil nutrients (TN, TP, AN and AP) decreased and then increased with recovery. Soil pH did not show any significant changes during the recovery. Canopy openness (CO) in the 20-year-old second growth was significantly higher than those in the 35-year-old second growth and old growth ($p < 0.05$).

The RDA ordination analysis showed that correlations between community level plant functional traits and the measured environmental factors varied with different recovery stages (Fig. 3). All the measured parameters formed a clear gradient along the chronosequence. The first two axes explained 64.1% of the variation (43.1% and 21%). CO and TP were significantly explained the patterns of community composition ($p < 0.05$).

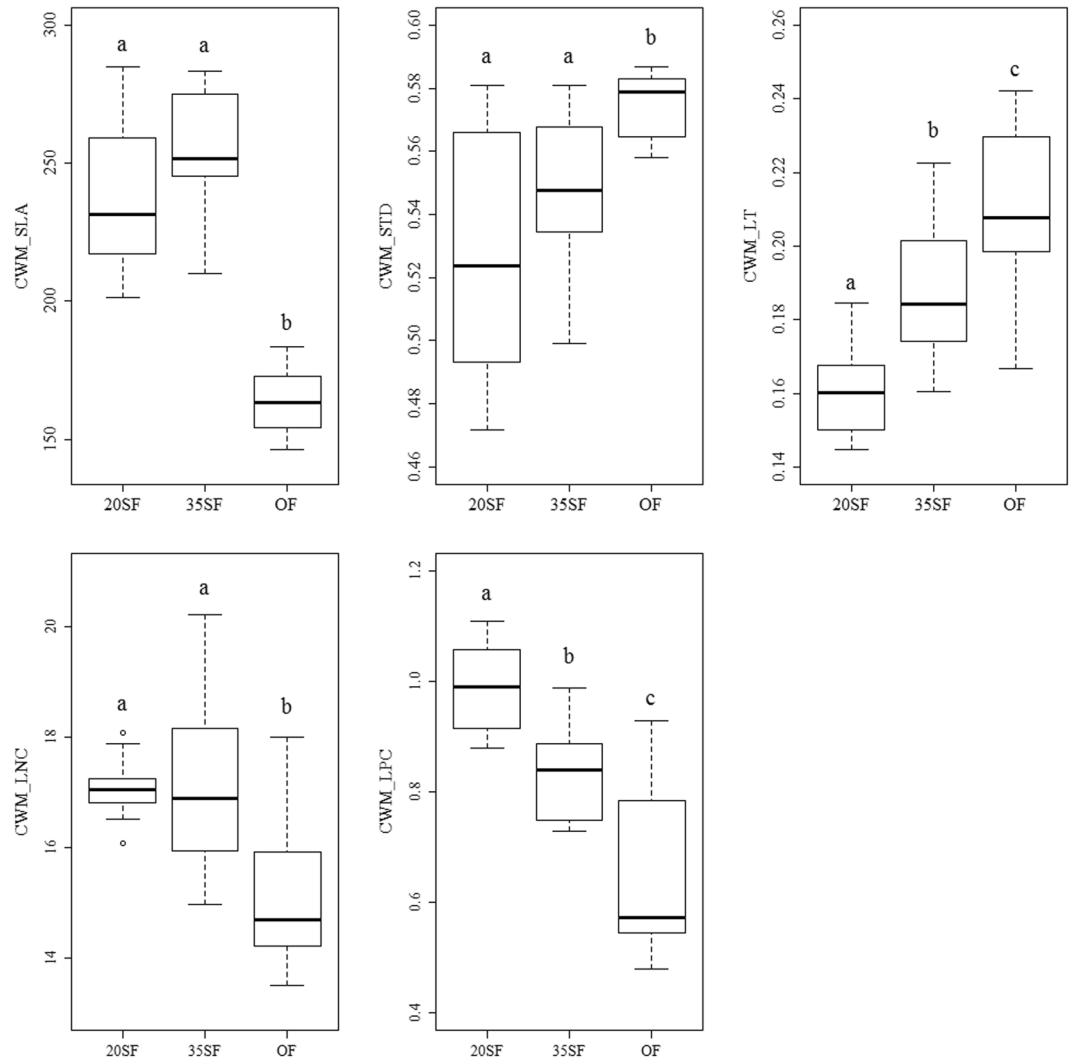


Figure 1. Variations of community-level plant functional traits in different recovery stages of the subtropical evergreen-deciduous broadleaved mixed forest after clear cutting. CWM_SLA, specific leaf area; CWM_LT, leaf thickness; CWM_STD, stem tissue density; CWM_LNC, leaf nitrogen concentration per mass; CWM_LPC, leaf phosphorus concentration per mass. 20SF, 20-year-old second growth forest; 35SF, 35-year-old second growth forest; OF, old growth forest. Data with different letters are significantly different ($p < 0.05$).

Discussion

Plant functional traits have been recognized as a useful tool to predict plant responses to disturbances²⁹. Our study showed that at community level, plants with high CWM_SLA, CWM_LNC and CWM_LPC but low CWM_LT and CWM_STD in earlier stages of recovery were progressively replaced by those with low CWM_SLA, CWM_LNC and CWM_LPC but high CWM_LT and CWM_STD (Fig. 1). The changes in functional traits were consistent with our previous studies on species diversity, that is, the richness and dominance of deciduous species gradually declined, and the evergreen species increased gradually in the community²⁸. Those results suggest that secondary succession after clear-cutting not only changes species composition but also functional composition. Functional composition should be taken into account when studying subtropical secondary forests.

Species turnover may play an important role in determining the directional shifts in functional traits along the recovery process (Supplementary Table S1). We found a decrease in deciduous species and increase of evergreen species as recovery progressed (Supplementary Fig. S1). In the early recovery stage (20 years), sites were dominated by pioneer species (including *Carpinus fargesiana*, *Cyclobalanopsis glauca*, *Weigela japonica* and *Dendrobenthamia japonica*), most of which were deciduous species. Deciduous species have higher SLA, LNC and LPC but lower LT and STD than evergreen species, suggesting that deciduous species have an overall high efficient resource use functional syndrome than the evergreen species^{2,13}. During recovery, shade tolerant evergreen species increased while most of the early or mid-successional deciduous species were shaded out. Finally, the old growth forest was dominated by shade-tolerant climax evergreen species or a few long-lived pioneer deciduous, which had low SLA, LNC and LPC but high LT and STD³⁰.

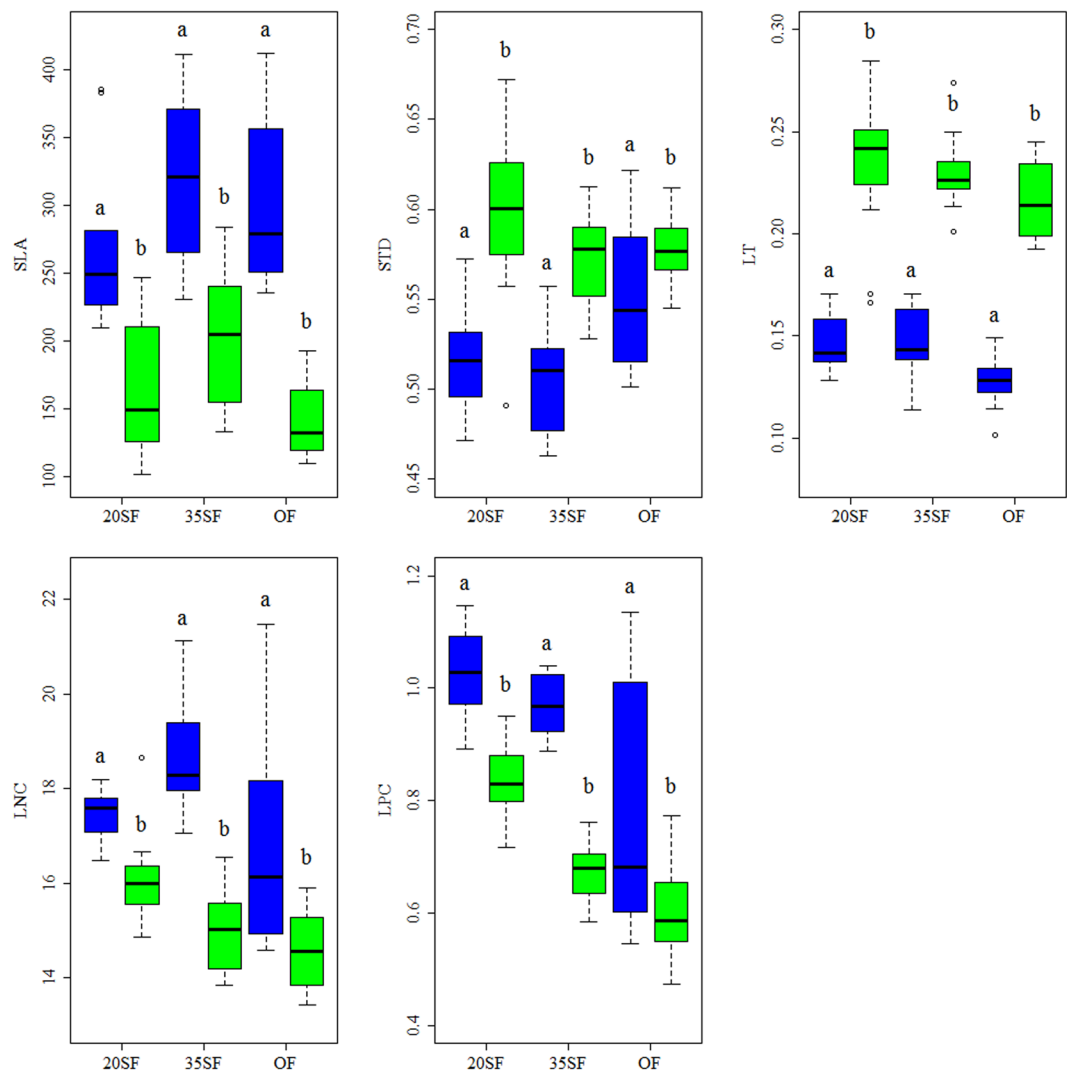


Figure 2. Plant functional traits (average value) for deciduous (blue) and evergreen (green) species during different recovery stages following clear cutting. Data with different letters are significantly different between deciduous and evergreen species ($p < 0.05$). Legends are as in Fig. 1.

Recovery stage	Environmental variables							
	SWC (%)	pH	SOM (g/kg)	TN (g/kg)	AN (mg/kg)	TP (g/kg)	AP (mg/kg)	CO (%)
SF20	0.38 ± 0.1b	4.67 ± 0.1a	86.2 ± 15b	6.17 ± 1.2ab	359.1 ± 68.5a	0.59 ± 0.1ab	0.17 ± 0.04a	15.1 ± 1.7b
SF35	0.33 ± 0.1a	4.68 ± 0.3a	69.0 ± 18a	5.2 ± 0.9b	308.6 ± 63.3a	0.47 ± 0.1b	0.14 ± 0.02a	12.77 ± 1.9a
OG	0.41 ± 0.1ab	4.65 ± 0.2a	81.2 ± 17ab	6.86 ± 2.6a	365.3 ± 98.0a	0.67 ± 0.3a	0.16 ± 0.03a	10.27 ± 1.3a

Table 1. Environmental variables (mean ± SD) in the three recovery stages. Means with different letters are significantly different ($p < 0.05$).

Our study on the variations in functional traits of subtropical evergreen-deciduous broadleaved mixed forest species suggest a shift of plant ecological strategies from resource acquisition (represented by deciduous species) to resource conservation (represented by evergreen species) during the recovery process, consistent with results from previous studies in other forests^{15,31}. This kind of plant functional changes from an acquisitive to a conservative strategy suggests that leaf economic spectrums¹⁶ play an important role in functional community composition change during succession of the subtropical evergreen-deciduous broadleaved forest.

The difference between evergreen and deciduous species functional traits reflected a trade-off. Plant functional trait usually has a trade-off between growth and longevity¹¹. Deciduous species with high SLA and leaf nutrients (such as LNC and LPC) often associated with an efficient light foraging³⁰, high photosynthetic capacity and short leaf turnover time^{32,33}. Deciduous trees have a limited time each year to photosynthesize and require

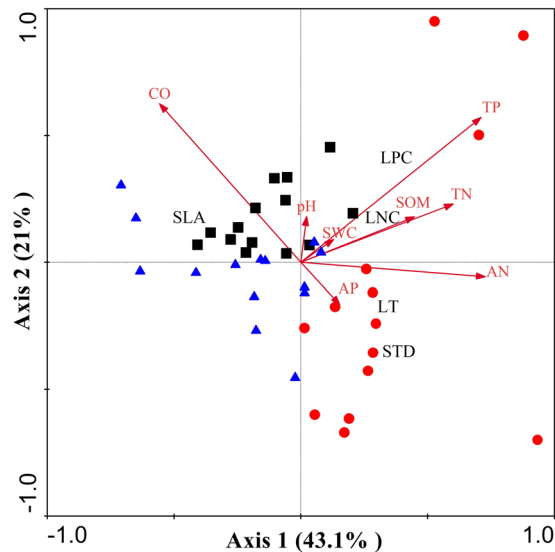


Figure 3. Redundancy analysis (RDA) ordination showing the relationship between the environmental variables and plant functional traits in the subtropical evergreen-deciduous broadleaved mixed forest of different recovery stages. Black square: 20-year-old second growth forest; blue triangle: 35-year-old second growth forest; red circle: old growth forest; red arrow: soil properties; dark word: plant functional traits.

high nitrogen for photosynthesis²⁷, their thinner LT also can make gas exchange more efficient. Deciduous species also have a low STD with cheap volumetric construction costs in order to outcompete their neighbors. These traits facilitate the rapid growth of deciduous species and dominate the community in early recovery stages. Evergreen species with a low SLA, high LT and STD show relatively high construction costs³⁴. This may result in longer leaf longevity of evergreen species, as more time is necessary to compensate the construction costs of the leaf. Those high construction costs may help them to withstand frost in low temperature or drought during stressful periods³⁵. Additionally, leaves with lower SLA have more structural carbohydrates for support and likely fewer living tissues³⁶, phosphorus in leaves may be more “diluted”, leading to an overall lower leaf nutrients of evergreen species³⁷. All in all, leaves of deciduous species have functional syndromes implying a low construction cost, whereas the contrasting functional syndromes of the evergreen species suggesting a high construction cost²³. Deciduous trees acquire available resources rapidly and have high growth rates but use tissues that are prone to damage. The opposite occurs with the slow growth evergreen trees having long-lived tissues that conserve and reuse internal resources more efficiently and keep growth for longer times^{8,37}.

The results of this study clearly suggest that the distributions of functional composition values were mainly shaped by available light and soil phosphorus nutrient following recovery (Fig. 3). Light availability is a constraining factor for tree growth³⁸, species evolved different functional traits to cope with the changing light conditions^{39,40}. High canopy openness in the early stages created an ideal environment for light-demanding deciduous species. Owing to higher light availability in the early successional forests, pioneer deciduous species can acclimate better to high light conditions to realize high light-saturated photosynthetic rates, resulting in high growth rates. This in turn leads to high SLA, LNC, LPC, and low LT and STD in 20 and 35-year-old second growth forests. As recovery progresses, CO or light availability became lower and shade-tolerant evergreen species invaded the understory of the pioneer trees.

In many tropical and subtropical areas, soil P was found to be an important limiting nutrient for plant growth^{41–43}. Our results corroborate those findings and indicate that soil P is the most important soil environmental factor affecting functional traits. It has been reported frequently that low soil N and soil P were usually associated with low LNC and LPC in plant leaves^{36,44}. However, the availability of soil nutrients to plants may varied with the actual conditions of plant communities and abiotic environment^{45,46}. Although relatively high soil nutrients were found in old growth forest, plants in old growth forest plots had lower LNC and LPC in our study area. This may be because evergreen plants allocate more nitrogen to cell walls proteins, which necessarily decreases their photosynthetic rates, leading to a reduction in the amount of photosynthetic proteins, resulting in the slow growth rates^{47,48}.

Conclusions

The trait-based approach has been proved to be a powerful way of examining ecosystem dynamics. Our results suggest that there were significant and consistent shifts in functional features of plant communities along the secondary successional gradient represented by the three stages of chronosequence following clear cutting. With the progress of natural recovery, the subtropical evergreen-deciduous broadleaved mixed forest is gradually shifting from a resource acquisitive to a more and more resource conservative assemblage, in which evergreen species will become functionally more and more important than deciduous species. Furthermore, the variation in functional composition of plant assemblage is in accordance with the changing abiotic conditions including light and soil P. Changes in functional compositions caused by clear cutting will need to be taken into account for future management.

Materials and Methods

Study site and field sampling. The study area is located in the 208 km² Mulinzi National Nature Reserve (29°55′–30°10′N, 109°59′–110°17′E) in south-west Hubei Province, central China (Fig. S2). Elevation ranges from 1100 to 2095.6 m asl. The climate is humid subtropical monsoon with mean annual precipitation of 1733 mm, the majority of which falls from June to September. The mean annual temperature is 15.5 °C, with a mean monthly maximum of 26 °C in July and a mean monthly minimum of 4.6 °C in January. The dominant vegetation type is the subtropical evergreen-deciduous broadleaved mixed forest. Before the late 1970s most of the forests were subject to clear cutting, after which they were left to regenerate naturally as secondary forests.

Two recovery stages of 20 years old (SF20) and 35 years old (SF35) secondary forest since clear cutting were selected and compared to an old-growth forest (OF) in the study area. The 20 years old secondary forest has been undisturbed for 20 years and the 35 years old secondary forest has been undisturbed for 35 years. The old-growth forest has experienced no apparent anthropogenic.

Hereby, we refer these three successional stages of vegetation as the early, middle and late recovery stages of the studied forest. A total of 42 permanent plots of 20 m × 20 m were established with 14 in each recovery stage. Each of the 14 plots was randomly selected and was established as permanent forest dynamics plot (FDP) according to the standard protocols of CTFS (Center for Tropical Forest Science)⁴⁹. In each plot, each woody stem (including trees, shrubs and lianas) with DBH (diameter at breast height) ≥ 1 cm was tagged and mapped, identified to the species, and DBH was recorded, leaf habits (deciduous or evergreen) of the species were confirmed according to the Flora of China (English edition; <http://www.efloras.org>).

Measurement of environmental factors. Surface (0–20 cm depth) soil samples were collected from five randomly selected points in each plot and mixed into one sample. Soil samples were air-dried and sieved through 2 mm mesh. Soil water content (SWC), soil pH and soil nutrients were analyzed in the laboratory. Soil pH was measured using a 1:2.5 soil/water mixture and a digital pH meter. Soil available nitrogen (AN) was determined by the cornfield method, soil total nitrogen (TN) was determined by the semimicroKjeldahl method, soil organic matter (SOM) was determined by the K₂Cr₂O₇ titration method after digestion, soil total phosphorus (TP) was determined colorimetrically after wet digestion with H₂SO₄ plus HClO₄, soil available phosphorus (AP) was extracted with 3% (NH₄)₂CO₃ solution. A hemispherical digital photograph was taken at 1.5 m above ground in the center of each plot by using a fish lens (SIGMA 8 mm F3.5 EX DG fisheye and Canon 450D digital camera). Canopy openness (CO) refers to the relative amount of sky that is visible from a point beneath the forest canopy and was calculated using the Gap Light Analyzer software³⁸.

Functional trait measurement. Five functional traits of all the 151 woody species were measured. For species with fewer than five individuals per plot, all individuals were sampled. For species with more than five individuals per plot, 5–10 well-developed individuals were sampled. For each individual, three recently expanded leaves were collected for further measurements. Leaf area was measured with a leaf area meter (LI-COR 3100 C Area Meter, LI-COR, USA). Specific leaf area (SLA, cm² g⁻¹) was calculated as leaf area divided by leaf dry mass (after drying for 72 h at 70 °C). Leaf nutrients characteristics, including leaf nitrogen concentration per mass (LNC, mg g⁻¹) and leaf phosphorus concentration per mass (LPC, mg g⁻¹) were measured using standardized protocols⁴. Leaf thickness (LT, mm) was measured as the average of three measurement of each lamina using a digital micrometer. To characterize species stem tissue density (STD, g cm⁻³), one 10-cm long segment was cut from branches between 1 and 2 cm in diameter. We removed the pith, phloem, and bark, and then measured fresh volume using a Mettler-Toledo balance. Density components as well as dry mass after drying for 72 h at 70 °C were also measured. We calculated stem tissue density as the dry mass divided by fresh volume based on the entire sectional area no matter the stem was hollow or not^{9,50}.

Statistical analysis. We coupled the species-trait matrix to the plot-species matrix to construct a plot trait matrix, and calculated community weighted mean (CWM) trait values. The CWM value is the proportional trait value by species abundance⁵¹. These calculations were based on the FD_{var} index using the FD package in R with the function dbFD⁵². It is calculated as follows:

$$\text{CWM} = \sum_{i=1}^s W_i \times X_i \quad (1)$$

where S is the total number of species, W_i is the relative abundance of the ith species and X_i is the trait value of the ith species. Plant functional traits of evergreen and deciduous trees were calculated as mean values.

Differences in functional traits among the three recovery stages were assessed by one-way analysis of variance. If variation was significant (p < 0.05), a Tukey honest significant difference multiple comparisons was used to determine where the significance differences lay. Step-wise multiple regression analysis between functional trait values and evergreen and deciduous species abundance in different recovery stages was used to validate their relationship.

Redundancy analysis (RDA) ordination was performed by relating the constructed site × trait matrices to the environmental factors matrix. We applied envfit function of the vegan packages⁵³ to see which environmental factors were related to the correlation-based vectors of trait composition among sites (a random permutation test of 999 runs). Slope and elevation of each plot was measured, and mantel test was used to determine that they had no significant effect on plant functional traits (p > 0.05). All the statistical analyses were performed with R 3.1.3 Program.

Ethical approval and informed consent. All applicable international, national, and/or institutional guidelines for the care and use of plants were followed. No ethical approval was required from an institutional or national ethics review board.

Third party rights. All co-authors have read and agreed with the contents of the manuscript. We certify that the submission is an original work and is not under review at any other publication. We own intellectual property rights on our data. We agree to publish our manuscript in Scientific Reports (Nature Publishing Group, a division of Macmillan Publishers Ltd), to publish the image under an Open Access license.

Data Availability

All data are fully available without restriction.

References

- Papaik, M. & Canham, C. Species resistance and community response to wind disturbance regimes in northern temperate forests. *Journal of ecology* **94**, 1011–1026 (2006).
- Muscarella, R. *et al.* Functional convergence and phylogenetic divergence during secondary succession of subtropical wet forests in Puerto Rico. *Journal of Vegetation Science* **27**, 283–294 (2016).
- Dahlgren, J. P., Eriksson, O., Bolmgren, K., Strindell, M. & Ehrlén, J. Specific leaf area as a superior predictor of changes in field layer abundance during forest succession. *Journal of Vegetation Science* **17**, 577–582 (2006).
- Bartha, S., Merolli, A., Campetella, G. & Canullo, R. Changes of vascular plant diversity along a chronosequence of beech coppice stands, central Apennines, Italy. *Giornale Botanico Italiano* **142**, 572–583 (2008).
- Canullo, R. *et al.* Patterns of Clonal Growth Modes Along a Chronosequence of Post-Coppice Forest Regeneration in Beech Forests of Central Italy. *Folia Geobotanica* **46**, 271–288 (2011).
- Canullo, R. *et al.* Unravelling mechanisms of short-term vegetation dynamics in complex coppice forest systems. *Folia Geobotanica*, 1–11 (2017).
- Campetella, G. *et al.* Patterns of plant trait–environment relationships along a forest succession chronosequence. *Agriculture, ecosystems & environment* **145**, 38–48 (2011).
- Garnier, E. *et al.* Plant functional markers capture ecosystem properties during secondary succession. *Ecology* **85**, 2630–2637 (2004).
- Pérez *et al.* New handbook for standardised measurement of plant functional traits worldwide. *Australian Journal of Botany* **61**, 167–234 (2013).
- Kahmen, S. & Poschold, P. Plant functional trait responses to grassland succession over 25 years. *Journal of Vegetation Science* **15**, 21–32 (2004).
- Chave, J. *et al.* Towards a worldwide wood economics spectrum. *Ecology letters* **12**, 351–366 (2009).
- Christiane, R. *et al.* Using Plant Functional Traits to Explain Diversity-Productivity Relationships. *Plos One* **7**, e36760 (2012).
- Castro, H., Lehsten, V., Lavorel, S. & Freitas, H. Functional response traits in relation to land use change in the Montado. *Agriculture, ecosystems & environment* **137**, 183–191 (2010).
- Réjou-Méchain, M. *et al.* Tropical tree assembly depends on the interactions between successional and soil filtering processes. *Global Ecology & Biogeography* **23**, 1440–1449 (2014).
- Lohbeck, M. *et al.* Successional changes in functional composition contrast for dry and wet tropical forest. *Ecology* **94**, 1211–1216 (2013).
- Wright, I. J. *et al.* The worldwide leaf economics spectrum. *Nature* **428**, 821–827 (2004).
- Pacala, S. W. & Rees, M. Models suggesting field experiments to test two hypotheses explaining successional diversity. *The American Naturalist* **152**, 729–737 (1998).
- Chazdon, R. L. Chance and determinism in tropical forest succession. *Tropical forest community Ecology*. UK: Wiley-Blackwell (2008).
- Lebrija-Trejos, E., Pérez-García, E. A., Meave, J. A., Bongers, F. & Poorter, L. Functional traits and environmental filtering drive community assembly in a species-rich tropical system. *Ecology* **91**, 386–398 (2010).
- Ordoñez, J. C. *et al.* Plant strategies in relation to resource supply in mesic to wet environments: does theory mirror nature? *The American Naturalist* **175**, 225–239 (2010).
- Reich, P. *et al.* The evolution of plant functional variation: traits, spectra, and strategies. *International Journal of Plant Sciences* **164**, 143–164 (2003).
- Pringle, E. G. *et al.* Distinct Leaf-trait Syndromes of Evergreen and Deciduous Trees in a Seasonally Dry Tropical Forest. *Biotropica* **43**, 299–308 (2011).
- Seyoum, Y., Fetene, M., Strobl, S. & Beck, E. Foliage dynamics, leaf traits, and growth of coexisting evergreen and deciduous trees in a tropical montane forest in Ethiopia. *Trees* **26**, 1495–1512 (2012).
- Reich, P. B. Variation among plant species in leaf turnover rates and associated traits: implications for growth at all life stages. In: *Inherent variation in plant growth: physiological mechanisms and ecological consequences*. Backhuys, Leiden, 467–481 (1998).
- Reich, P. B., Walters, M. B. & Ellsworth, D. S. From tropics to tundra: global convergence in plant functioning. *Proceedings of the National Academy of Sciences* **94**, 13730–13734 (1997).
- Cornelissen, J., Castro-Diez, P. & Carnelli, A. Variation in relative growth rate among woody species. *Inherent variation in plant growth. Physiological mechanisms and ecological consequences*. Backhuys, Leiden, 363–392 (1998).
- Field, C. & Mooney, H. *Photosynthesis-nitrogen relationship in wild plants*. (Cambridge: Cambridge University Press, 1986).
- Huang, Y. *et al.* Changes in the diversity of evergreen and deciduous species during natural recovery following clear-cutting in a subtropical evergreen-deciduous broadleaved mixed forest of central China. *Tropical Conservation Science* **8**, 1033–1052 (2015).
- Gurvich, D. E., Enrico, L. & Cingolani, A. M. Linking plant functional traits with post-fire sprouting vigour in woody species in central Argentina. *Austral Ecology* **30**, 868–875 (2005).
- Lohbeck, M. *et al.* Changing drivers of species dominance during tropical forest succession. *Functional Ecology* **28**, 1052–1058 (2014).
- Craven, D., Hall, J. S., Berlyn, G. P., Ashton, M. S. & van Breugel, M. Changing gears during succession: shifting functional strategies in young tropical secondary forests. *Oecologia* **179**, 293–305 (2015).
- Westoby, M. A leaf-height-seed (LHS) plant ecology strategy scheme. *Plant and soil* **199**, 213–227 (1998).
- Wright, I. J. *et al.* Modulation of leaf economic traits and trait relationships by climate. *Global Ecology and Biogeography* **14**, 411–421 (2005).
- Villar, R. & Merino, J. Comparison of leaf construction costs in woody species with differing leaf life-spans in contrasting ecosystems. *New Phytologist* **151**, 213–226 (2001).
- Chabot, B. F. & Hicks, D. J. The ecology of leaf life spans. *Annual Review of Ecology and Systematics*, 229–259 (1982).
- Meziane, D. & Shipley, B. Direct and indirect relationships between specific leaf area, leaf nitrogen and leaf gas exchange. Effects of irradiance and nutrient supply. *Annals of Botany* **88**, 915–927 (2001).

37. Ordoñez, J. C. *et al.* Leaf habit and woodiness regulate different leaf economy traits at a given nutrient supply. *Ecology* **91**, 3218–3228 (2010).
38. Videkull, L. Tree species traits response to different canopy cover for 34 tree species in an enrichment planted tropical secondary rain forest in Sabah, Malaysia. Sweden: Swedish University (2014).
39. Delagrange, S., Messier, C., Lechowicz, M. J. & Dizengremel, P. Physiological, morphological and allocational plasticity in understory deciduous trees: importance of plant size and light availability. *Tree physiology* **24**, 775–784 (2004).
40. Ruban, A. V. Plants in light. *Communicative & Integrative Biology* **2**, 50–55 (2009).
41. Aerts, R. & Chapin, F. III. The mineral nutrition of wild plants revisited. *Adv Ecol Res* **30**, 1–67 (2000).
42. Aerts, R., De Caluwe, H. & Beltman, B. Is the relation between nutrient supply and biodiversity co-determined by the type of nutrient limitation? *Oikos* **101**, 489–498 (2003).
43. Baribault, T. W., Kobe, R. K. & Finley, A. O. Tropical tree growth is correlated with soil phosphorus, potassium, and calcium, though not for legumes. *Ecological Monographs* **82**, 189–203 (2012).
44. Paoli, G. D. Divergent leaf traits among congeneric tropical trees with contrasting habitat associations on Borneo. *Journal of Tropical Ecology* **22**, 397–408 (2006).
45. Ordoñez, J. C. *et al.* A global study of relationships between leaf traits, climate and soil measures of nutrient fertility. *Global Ecology and Biogeography* **18**, 137–149 (2009).
46. Vitousek, P. M. & Howarth, R. W. Nitrogen limitation on land and in the sea: how can it occur? *Biogeochemistry* **13**, 87–115 (1991).
47. Wilfahrt, P. A., Collins, B. & White, P. S. Shifts in functional traits among tree communities across succession in eastern deciduous forests. *Forest Ecology and Management* **324**, 179–185 (2014).
48. Takashima, T., Hikosaka, K. & Hirose, T. Photosynthesis or persistence: nitrogen allocation in leaves of evergreen and deciduous Quercus species. *Plant, Cell & Environment* **27**, 1047–1054 (2004).
49. Condit, R. *Tropical forest census plots: methods and results from Barro Colorado Island, Panama and a comparison with other plots.* (Springer: Springer Science & Business Media, 1998).
50. Jiang, Y. *et al.* Effects of soil and microclimatic conditions on the community-level plant functional traits across different tropical forest types. *Plant and Soil* **390**, 351–367 (2015).
51. Lavorel, S. *et al.* Assessing functional diversity in the field—methodology matters! *Functional Ecology* **22**, 134–147 (2008).
52. Villéger, S., Mason, N. W. & Moullot, D. New multidimensional functional diversity indices for a multifaceted framework in functional ecology. *Ecology* **89**, 2290–2301 (2008).
53. Oksanen, J. *et al.* Vegan: community ecology package, R package (2013).

Acknowledgements

This research was financially supported by the National Natural Science Foundation of China (41771059), Forest Vegetation Survey in China (2013FY111600-2), the Chutian scholar's subject (2013XKJS_10517) and the Key Programs of Hubei Provincial Department of Education (D20122901). We thank the Mulinzi National Nature Reserve Administration for allowing us to work at Mulinzi National Nature Reserve and its staff for their assistance. We also want to thank the students of the Hubei University for Nationalities who helped us to perform the difficult fieldwork.

Author Contributions

Runguo Zang designed the research. Yongtao Huang, Xiao Zhang, Runguo Zang, Shenglei Fu, Yi Ding, Xunru Ai, Lan Yao, Jihong Huang and Xinghui Lu collected the data; Yongtao Huang and Xiao Zhang analysed the data; Yongtao Huang and Runguo Zang wrote the manuscript; All the coauthors edited the previous versions of manuscript and approved the final version of manuscript.

Additional Information

Supplementary information accompanies this paper at <https://doi.org/10.1038/s41598-018-34896-5>.

Competing Interests: The authors declare no competing interests.

Publisher's note: Springer Nature remains neutral with regard to jurisdictional claims in published maps and institutional affiliations.



Open Access This article is licensed under a Creative Commons Attribution 4.0 International License, which permits use, sharing, adaptation, distribution and reproduction in any medium or format, as long as you give appropriate credit to the original author(s) and the source, provide a link to the Creative Commons license, and indicate if changes were made. The images or other third party material in this article are included in the article's Creative Commons license, unless indicated otherwise in a credit line to the material. If material is not included in the article's Creative Commons license and your intended use is not permitted by statutory regulation or exceeds the permitted use, you will need to obtain permission directly from the copyright holder. To view a copy of this license, visit <http://creativecommons.org/licenses/by/4.0/>.

© The Author(s) 2018