

RESEARCH ARTICLE

 OPEN ACCESS

Potentially severe drug–drug interactions among older people and associations in assisted living facilities in Finland: a cross-sectional study

Mariko Teramura-Grönblad^{a,b}, Minna Raivio^b, Niina Savikko^{b,c}, Seija Muurinen^b, Helena Soini^{b,d}, Merja Suominen^b and Kaisu Pitkälä^b

^aHome Care, City of Helsinki, Finland; ^bUniversity of Helsinki, Department of General Practice and Helsinki University Hospital, Unit of Primary Health Care, Finland; ^cHome Care, City of Espoo, Finland; ^dDepartment of Social Services and Health Care, City of Helsinki, Finland

ABSTRACT

Objective: This study aims to assess potentially severe class D drug–drug interactions (DDIs) in residents 65 years or older in assisted living facilities with the use of a Swedish and Finnish drug–drug interaction database (SFINX).

Design: A cross-sectional study of residents in assisted living facilities in Helsinki, Finland.

Setting: A total of 1327 residents were assessed in this study. Drugs were classified according to the Anatomical Therapeutic Chemical (ATC) classification system and DDIs were coded according to the SFINX.

Main outcome measures: Prevalence of DDIs, associated factors and 3-year mortality among residents.

Results: Of the participants (mean age was 82.7 years, 78.3% were females), 5.9% ($N=78$) are at risk for DDIs, with a total of 86 interactions. Participants with DDIs had been prescribed a higher number of drugs (10.8 (SD 3.8) vs. 7.9 (SD 3.7), $p < 0.001$). A larger proportion of residents with DDIs suffered from rheumatoid arthritis or osteoarthritis than those not exposed to DDIs (24.7% vs. 15.4%, $p = 0.030$). The most frequent DDIs were related to the concomitant use of potassium with amiloride ($N=12$) or spironolactone ($N=12$). Carbamazepine ($N=13$) and methotrexate ($N=9$) treatments were also frequently linked to DDIs. During the follow-up, no differences in mortality emerged between the participants exposed to DDIs and the participants not exposed to DDIs.

Conclusions: Of the residents in assisted living, 5.9% were exposed to DDIs associated with the use of a higher number of drugs. Physicians should be trained to find safer alternatives to drugs associated with DDIs.

KEY POINTS

Potentially severe, class D drug–drug interactions (DDIs) have been defined in the SFINX database as clinically relevant drug interactions that should be avoided.

- Of the residents in assisted living, 5.9% were exposed to DDIs that were associated with the use of a higher number of drugs.
- The most frequent DDIs were related to the concomitant use of potassium with amiloride or spironolactone. Carbamazepine and methotrexate were also linked to DDIs.
- No difference in mortality was observed between residents exposed to DDIs and residents not exposed to DDIs.

ARTICLE HISTORY

Received 25 August 2014
Accepted 7 April 2016



KEYWORDS

Assisted living; drug–drug interactions; Finland; general practice; mortality

Introduction

Older people in assisted living facilities are prone to potentially severe drug–drug interactions (DDIs) due to comorbidities and the use of a higher number of drugs.[1] Potentially severe DDIs correspond to class D interactions (DDIs) according to the Swedish, Finnish Interaction X-referencing (SFINX) database. They may

lead to negative clinical outcomes and should always be avoided. They have received increasing attention in older populations since multiple medication use is becoming more common in managing diseases. DDIs have been studied in hospital and outpatient settings, and from drug registers. Register-based studies are the most common, reporting DDI prevalence rates of

CONTACT Kaisu H Pitkälä  kaisu.pitkala@helsinki.fi  Department of General Practice and Helsinki University Hospital, Unit of Primary Health Care, P.O. Box 20, 00014, University of Helsinki, Finland

© 2016 The Author(s). Published by Informa UK Limited, trading as Taylor & Francis Group. This is an Open Access article distributed under the terms of the Creative Commons Attribution-NonCommercial License (<http://creativecommons.org/licenses/by-nc/4.0/>), which permits unrestricted non-commercial use, distribution, and reproduction in any medium, provided the original work is properly cited.

15–26%,[2–4] whereas studies conducted in community settings show prevalence of 26.5–63%.[5,6] Prevalence rates also vary in hospital settings, including wards (57.8%) [7] and emergency departments (0.7%).[8] The definition for DDIs has varied from one study to another depending on the applied assessment methods, populations and study settings, thus resulting in a wide range of prevalence. This makes it difficult to compare DDIs between studies. Few researchers have evaluated the severity of DDIs. To our knowledge, limited studies have additionally examined the prevalence rates of DDIs among institutionalized residents (4.8%),[1] who are most susceptible to the use of a higher number of drugs [9] and, therefore, also to DDIs.[3–6] Irrespective of the setting, DDIs have been evaluated to be less common (0.7–16%).[1,3–6,8]

DDIs have been shown to associate with patients' increasing age,[4,10,11] female gender,[12] the use of a higher number of drugs [3–6,11–13] and cardiovascular diseases.[12] The most frequently reported DDIs have been associated with the use of anticoagulants,[10,13] potassium sparing-diuretics, potassium supplements, or ACE inhibitors [1,14] and carbamazepine.[1] DDIs are related to adverse events, an increased number of hospitalizations [14,15] and higher healthcare costs.[15]

DDIs can be predicted and avoided through education and interventions.[3,16,17] Several studies have shown that physicians are only aware of a minority of DDIs.[16,18]

Although several large register-based studies have reported DDDI prevalence, few studies to date have examined the clinical outcomes of DDIs in frail, older populations prone to using a higher number of drugs. We hypothesized that DDIs are associated with the use of a higher number of drugs, comorbidities and increased mortality. The aim of this study was to describe (1) the prevalence of DDIs according to the SFINX database among older people living in residential care facilities and associated characteristics of residents and (2) to compare the mortality of residents with and without DDIs.

Materials and methods

Settings and study population

A cross-sectional study was carried out among older people in all residential care facilities in the cities of Helsinki and Espoo, Finland, based on data collected in February 2007 as part of a larger project investigating nutritional status and nutritional care.[19] The study includes all 36 and 33 residential care units located in Helsinki and Espoo, respectively. Of the eligible residents ($N=2188$), 67% ($N=1475$) consented to participate in the study. Nonparticipants either refused (28%, $N=608$) or were residents in temporary respite care (5%, $N=105$) (Figure 1). Of all residents, 148 were excluded due to complete medication or mortality data being unavailable. Data were thus available for a

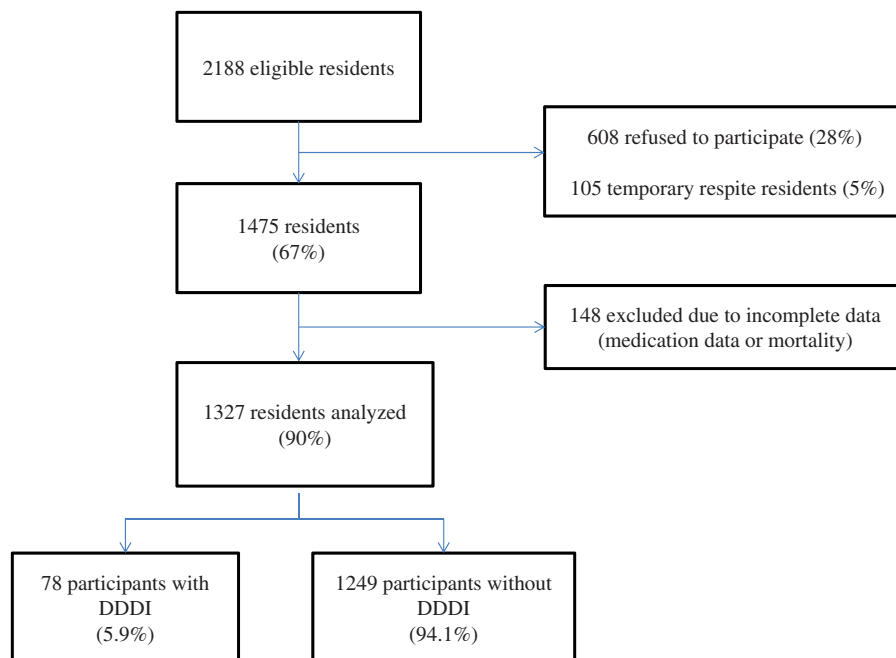


Figure 1. Flow chart of the study.

total of 1327 residents. The assisted living facilities in Helsinki and Espoo provide round-the-clock care with a registered nurse in charge, similar to traditional nursing homes. However, the environment in assisted living units is more home-like than in traditional nursing homes. Resident characteristics are similar to those in traditional nursing homes.[19]

Assessments

Health status data, demographic factors, drug use, and diagnoses were retrieved from medical charts by nurses working in care units, who had received specific training by researchers for gathering the medical data. All assessments and data gathering were performed during a single day (31 March 2007). Mortality dates were retrieved from the Finnish central registers until 6 July 2010.

The Charlson comorbidity index was used, taking into account the number and severity of comorbid conditions.[20] The Clinical Dementia Scale (CDR) was used to assess the cognitive state of the participants.[20] Dependency in activities of daily living (ADL) was defined as “requiring at least prompting or assistance in dressing, hygiene, managing personal effects, or requiring much help with personal care, often involving incontinence” in the “personal care” item of the Clinical Dementia Rating scale (CDR class 1 or higher).[21]

Residents were classified using the Mini Nutritional Assessment (MNA) test,[22] in the following ways: (i) good nutritional status, MNA score 24–30, (ii) risk of malnutrition, MNA score 17–23.5, and (iii) malnutrition, MNA score <17.

Psychological well-being (PWB) was assessed using the PWB score,[23] which is derived from six questions: (1) “Are you satisfied with your life?” (yes/no), (2) “Do you have zest for life?” (yes/no), (3) “Do you have plans for the future?” (yes/no), (4) “Do you feel needed?” (yes/no), (5) “Do you feel depressed?” (seldom or never/sometimes/often or always), and (6) “Do you suffer from loneliness?” (seldom or never/sometimes/often or always). The score is created so that each question represents 0 (“no” in questions 1–4, “often or always” in questions 5 and 6), 0.5 (“sometimes” in questions 5 and 6) or 1 point (“yes” in questions 1–4, “seldom or never” in questions 5 and 6). The score is calculated by dividing the total points with the number of questions answered by the participant. A score of 1 thus represents the best and 0 the poorest PWB. A difference of 0.08–0.1 in scale can be considered clinically meaningful. The score has been validated among older people.[23]

The use of medications was assessed as a point-prevalence during the assessment day. Residents were

classified as regular drug users if their medical charts indicated a regular sequence for drug dosage. Only drugs used on a regular basis were taken into account. We did not have information on how often the participants used *pro re nata* drugs so they were excluded. All drugs were classified according to the Anatomical Therapeutic Chemical (ATC) classification system (WHO Collaborating Center for Drug Statistics Methodology 2010).

The SFINX computerized database system [24] was used for assessing DDDIs. SFINX is a commercial drug–drug interaction database and software providing short and concise evidence based information concerning the consequences of and recommendations for ~18,000 drug combinations. It has been commonly used by Finnish doctors since 2005 and is updated four times a year by Medbase Ltd in Turku, Finland, the Karolinska Institute Department of Clinical Pharmacology in Stockholm, and the Stockholm County Council, Sweden. Interactions are classified according to their clinical significance (A–D) and documentation level (0–4), where A indicates a clinically insignificant interaction and D a clinically significant interaction that should be avoided. The database does not automatically alert the physician; potential interactions must be checked individually.[24]

Outcomes

The number of DDDIs and mortality were the main outcomes. We considered comorbidities, different medical conditions, the number of medications, functioning, nutrition and PWB to be potential associates and confounders of the main outcome measures.

Statistical methods

For data analysis, the Number Cruncher Statistical System (NCSS) (www.ncss.com) and SPSS 12.0.1 (SPSS Inc., Chicago, IL) software programs were applied. Differences in proportions were tested with the χ^2 – test. The Mann–Whitney U-test was used for evaluating non-normally distributed continuous variables in this study. In all analyses, $p < 0.05$ was considered statistically significant. The Helsinki University Central Hospital Ethics Committee approved the study protocol. Informed consent was acquired from each participant.

Results

Residents’ mean age was 82.7 years (SD 7.8), and 78.3% were females. A mean of 8.0 (SD 2.9) drugs were administered regularly to each resident.

Of the participants, 5.9% ($N=78$) run the risk of DDDIs, with a total of 86 interactions. Eight residents were susceptible to two DDDIs.

More often than other residents, those exposed to DDDIs had been prescribed a higher number of drugs (10.8 (SD 3.8) vs. 7.9 (SD 3.7), $p < 0.001$) and had arthritis. Residents exposed to DDDIs showed no significant differences in demographic characteristics, common medical conditions, the Charlson comorbidity index, malnutrition, cognitive impairment, mobility, functional ability or PWB compared with those not exposed to DDDIs (Table 1). An association trend was observed between cardiovascular diseases and DDDIs ($p = 0.070$).

The most frequent DDDIs were related to the concomitant use of potassium and either amiloride ($N = 12$) or spironolactone ($N = 12$). However, 12 residents concomitantly using potassium and potassium-sparing diuretics were also administered furosemide. We also found class DDDIs with the concomitant use of carbamazepine and risperidone ($N = 5$), felodipin ($N = 2$), ciclosporin ($N = 1$), quetiapine ($N = 1$), estriol ($N = 1$), oxycodone ($N = 1$), tolterodine ($N = 1$), or

lercanidipine ($N = 1$). The concomitant use of methotrexate and pantoprazole ($N = 4$), omeprazole ($N = 2$), esomeprazole ($N = 2$), or lansoprazole ($N = 1$) was also reported. The concomitant use of a calcium-channel and beta-blockers was observed in 10 residents. Only three DDDI cases caused by concomitant use of non-steroidal anti-inflammatory drugs (NSAID) and warfarin were found (Table 2).

No differences emerged in the three-year all-cause mortality between the residents exposed to DDDIs and those not exposed to DDDIs (46.2% vs. 44.4%, $p = 0.76$) (Table 1).

Discussion

Of the participating residents in assisted living facilities, one in 17 had a combination of drugs that should be avoided, and are thus at risk for class D interactions. Patients prescribed a higher number of drugs or with arthritis were associated with more DDDI combinations. The most commonly identified interacting medication pairs were potassium with potassium-sparing diuretics,

Table 1. Characteristics of residents in assisted living divided according to their exposure to all class D drug–drug interactions (DDIs).

Characteristics	Potential for class D DDI ($N = 78$)	No potential for class D DDI ($N = 1249$)	p Value ^e
Demographic characteristics			
Age, mean (SD)	82.0 (7.5)	82.8 (7.8)	0.32
Female, %	78.2	78.3	0.98
Widowed, %	62.2	58.6	0.54
Education level, primary school or less, %	56.9	55.7	0.84
Medical conditions			
Charlson comorbidity index, mean (SD)	2.9 (1.0)	2.9 (1.1)	0.52
Dementia, %	59.7	59.1	0.91
Prior stroke or transient ischemic attack, %	27.3	25.6	0.75
Diabetes mellitus, %	20.8	17.8	0.51
Coronary heart disease, %	37.7	28.0	0.070
Depression, %	26.0	21.0	0.30
Other psychiatric disorders, %	11.7	10.7	0.79
Parkinson's disease, %	5.2	5.2	0.99
Rheumatoid arthritis, osteoarthritis, %	24.7	15.4	0.030
COPD or asthma, %	14.3	13.9	0.93
Prior gastric or duodenal ulcer, %	2.6	4.0	0.53
Prior or current cancer, %	10.4	13.7	0.41
Chronic inflammatory disease, %	9.1	7.3	0.56
Prior hip fracture, %	15.6	13.1	0.53
Number of drugs, mean (SD)	10.8 (3.8)	7.9 (3.7)	<0.001
Functioning, nutrition and psychological well-being			
CDR ^a , memory class >0.5, %	48.0	55.4	0.21
Dependent on ADL ^b , CDR "personal care">1%	68.0	68.5	0.92
Nutritional status according to the MNA ^c			0.96
Well-nourished (>23.5 points), %	23.1	22.4	
At risk for malnutrition (17–23 points), %	65.4	64.9	
Malnourished (<17 points), %	11.5	12.7	
PWB ^d scale, mean (SD)	0.65 (0.26)	0.68 (0.24)	0.34
Mortality			
One-year mortality, %	11.5	14.0	0.54
Three-year mortality, %	46.2	44.4	0.76

^aCDR: Clinical Dementia Rating Scale.

^bADL: Activities of Daily Living.

^cMNA: Mini Nutritional Assessment [22].

^dPWB: Psychological well-being [23].

^eChi-square test for categorical variables, Mann–Whitney U-test for continuous variables.

Table 2. Class D drug–drug interactions (DDIs) in assisted living residents in Helsinki and Espoo, Finland.

Drug	Interacting drug	Residents exposed to severe DDIs	Concern
Warfarin	Aspirin	2	Both warfarin and acetylsalicylic acid interfere with the blood's coagulation system through different mechanisms, causing an increased risk of bleedings, if combined.
	Celecoxib	1	Warfarin inhibits vitamin K-epoxide reductase, while coxibs damage the gastrointestinal mucosa, probably contributing to an increased risk of gastrointestinal bleeding in warfarin-treated patients.
Verapamil	Tramadol	2	Tramadol may inhibit platelet aggregation and increase the risk of bleeding.
	Digoxin	2	Inhibition of P-glycoprotein mediated excretion of digoxin by verapamil followed by significant increase in serum digoxin levels that may cause digoxin toxicity, asystole and sinus arrest.
	Timolol	1	Calcium blockers acting on the SA and AV nodes can interact pharmacodynamically with beta-blockers, exerting an additive cardiodepressive effect.
	Bisoprolol	1	Calcium blockers acting on the SA and AV nodes can interact pharmacodynamically with beta-blockers, exerting an additive cardiodepressive effect.
Diltiazem	Metoprolol	2	Calcium blockers acting on the SA and AV nodes can interact pharmacodynamically with beta-blockers, exerting an additive cardiodepressive effect.
	Atenolol	1	
	Timolol	2	
Clopidrogel	Propranolol	1	
	Esomeprazol	1	Inhibition of CYP2C19 catalyzed clopidrogel bioactivation by esomeprazole or its sulphone metabolite resulting in loss of clopidrogel efficacy.
	Omeprazol	2	Inhibition of CYP2C19 catalyzed clopidrogel bioactivation by omeprazole resulting in loss of clopidrogel efficacy.
Carbamazepine	Risperidone	5	Probably the induction of CYP3A4 catalyzed metabolism of risperidone by carbamazepine followed by a decreased plasma risperidone concentration.
	Quetiapine	1	Induction of CYP3A4 by carbamazepine and inhibition of epoxide hydrolase and/or glucuronidation by quetiapine, resulting in decreased plasma quetiapine concentration and increased carbamazepine metabolite and parent compound ratio.
	Felodipine	2	Probably the induction of CYP3A4 catalyzed metabolism of felodipine by anticonvulsants resulting in loss of felodipine efficacy.
	Ciclosporin	1	Probably the induction of ciclosporin hepatic metabolism or a reduced systemic bioavailability (possible induction of pre-hepatic metabolism) with the concurrent use of carbamazepine resulting in decreased ciclosporin plasma concentration.
	Estriol	1	Induction of P450 enzymes and glucuronidation by carbamazepine decreasing estriol plasma levels.
	Oxycodone	1	Induction of CYP3A4 catalyzed oxycodone metabolism, decreasing oxycodone exposure and therapeutic effect.
	Tolterodine	1	Induction of CYP3A4 catalyzed tolterodine metabolism, decreasing tolterodine exposure and therapeutic effect.
	Lercanidipine	1	Induction of CYP3A4 catalyzed lercanidipine metabolism, decreasing lercanidipine exposure and therapeutic effect.
	Ferroussulfates	Doximycin	1
Norfloxacin		1	Iron ions form an insoluble complex with norfloxacin, resulting in reduced absorption of norfloxacin
Colestyramine	Furosemide	1	Reduced intestinal absorption of furosemide by resins.
	Potassium	12	There is an additive effect of potassium supplements and potassium sparing diuretics, which can result in hyperkalemia.
	Amiloride	12	
Calcium	Triamterene	2	
	Norfloxacin	2	Calcium impairs the absorption of norfloxacin, probably by forming insoluble chelate complexes.
	Ciprofloxacin	1	Calcium impairs the absorption of ciprofloxacin, probably by forming insoluble chelate complexes.
Methotrexate	Lansoprazole	1	Probably inhibition of the active renal excretion of methotrexate. The risk of methotrexate intoxication increases in patients treated with high doses of methotrexate.
	Pantoprazole	4	
	Omeprazole	2	
	Esomeprazole	2	
Oxycodone	Rifampicin	1	Induction of CYP3A4 catalyzed oxycodone metabolism.
Magnesium	Norfloxacin	1	Formation of insoluble chelates occurs between the cations contained in antacids and norfloxacin, resulting in decreased bioavailability of norfloxacin. Furthermore, the solubility of norfloxacin decreases at increased pH.
	Periciazine	1	Classic antipsychotics inhibit dopamine D2-receptors, and may therefore antagonize the therapeutic effects of levodopa. Levodopa may weaken the antipsychotic effect of neuroleptics.
Periciazine	Levodopa	1	Classic antipsychotics inhibit dopamine D2-receptors, and may therefore antagonize the therapeutic effects of levodopa. Levodopa may weaken the antipsychotic effect of neuroleptics.
	Cabergoline	1	Cabergoline is a dopamine D2-receptor agonist. Theoretically, dopamine D2-receptor antagonists like antipsychotics may antagonize cabergoline's therapeutic effect, and vice versa.
Amlodipin	Rifampicin	1	Induction of CYP3A4 catalyzed the metabolism of calcium channel blockers resulting in decreased anti-hypertensive therapeutic effect
Fenytoin	Tamsulomin	1	Induction of CYP3A4 catalyzed tamsulosin metabolism by fenytoin resulting in a reduction of tamsulosin exposure.

(continued)

Table 2. Continued

Drug	Interacting drug	Residents exposed to severe DDIs	Concern
Tramadol	Duloxetine	1	Tramadol is a prodrug and the formation of active M1 metabolite by CYP2D6 is a prerequisite of the opioid effect. Fluoxetine, paroxetine and duloxetine all inhibit this enzyme. The combination may cause serotonin syndrome, as both drugs inhibit serotonin re-uptake, and tramadol also increases the release of serotonin.
Felodipine	Itraconazole	1	Inhibition of CYP3A4 catalyzed metabolism by itraconazole, following a significant increase in plasma concentrations of felodipine resulting in hypotension and ankle swelling.
Timolol	Acetazolamide	5	Concomitant use may result in dyspnoea and acidosis in patients with pulmonary obstruction or emphysema.
Duloxetine	Codeine	1	Inhibition of CYP2D6 catalysed morphine formation from codeine by duloxetine. In clinical studies codeine increased the threshold of experimental pain in extensive metabolisers of CYP2D6 but not of poor metabolisers lacking the activation process. Similarly, the CYP2D6 inhibitor quinidine decreased morphine formation from codeine and reduced the analgesic effect and abuse liability of codeine. Duloxetine is a moderate CYP2D6 inhibitor. The effect of duloxetine on the pharmacokinetics or pharmacodynamics of codeine has not been studied, but it is likely that duloxetine reduces the analgesic effect of codeine in a similar way as other CYP2D6 inhibitors.

methotrexate with proton-pump inhibitors, carbamazepine with various drugs, and calcium-channel blockers with beta-blockers. DDIs were not associated with higher mortality.

The main strength of this study is its large and representative geriatric population in an institutionalized setting with high levels of comorbidities, prevalent dementia, and the use of a large number of drugs. The nurses who retrieved the clinical data for the study had a specific training for the purpose. That strengthens the validity of the study. One limitation of the study is its cross-sectional nature, which does not allow drawing conclusions on causal relationships between DDIs and associated factors. The participation rate of this study was 67%, which is well in line with comparable studies. Unfortunately, we do not have information concerning the nonparticipants. Informed consent could often not be obtained from this group due to severe dementia and not having a close proxy. Another limitation is that we have no clinical data on actual adverse events or hospitalizations. Nor we had access to medication records after the time of this study. Possible changes of medication could have brought about DDIs and could also have been associated with mortality. Furthermore, the generalizability of our study is limited to older people's care facilities.

The prevalence of DDIs (5.9%) falls between the lowest and highest rates presented in earlier studies (0.7–16%).^[1,3,4,6,8] Two of these studies have used exactly the same criteria (SFINX) for DDIs,^[1,3] and showed strikingly similar prevalence rates of 5% and 4.8%. Johnell and Klarin's was a register-based study in a general older population whereas the study of Hosia-Randell et al. was performed in an institutional setting. That study showed that the most common DDIs were related to the use of potassium-sparing diuretics,

carbamazepine, and codeine. Compared with residents not exposed to DDIs, those exposed to potential DDIs were more likely to be younger, to have a prior history of stroke, to be taking psychotropics, to be administered nine or more drugs daily and to be taking potentially inappropriate drugs.^[1]

Our results are in line with earlier studies concluding that a higher number of prescribed drugs increases the risk of DDIs.^[1–5,11–13] Most studies have assessed DDIs but not their outcomes. Only a few studies have explored the adverse events as consequences of DDIs.^[14,15,24] To our knowledge, our study is the first one to investigate the association between DDIs and mortality. It is somewhat surprising that no association was observed. Even though mortality is high in a study population like ours, our study is underpowered to detect small differences in mortality between those with DDIs and those without.

Cardiovascular diseases ^[12] and stroke ^[1] have been associated with a higher DDI risk. However, we found no association between cardiovascular diseases or stroke and DDIs in our sample, although a trend ($p=0.07$) emerged between coronary heart disease and DDIs. This may have clinical implications since cardiovascular diseases are so common in frail populations.

The most common DDIs in previous studies have been associated with the use of anticoagulants,^[10,13,25] potassium-sparing diuretics, potassium supplements, or angiotensin-converting enzyme (ACE) inhibitors,^[1,3,14] aspirin with other NSAIDs ^[3] and carbamazepine with various drugs.^[1] Our findings confirm that the concomitant use of potassium-sparing diuretics and potassium supplements are common DDIs. Among concomitant users of potassium

supplements and potassium-sparing agents in our study, 12 of them were also administered furosemide, which might lower potassium levels. This suggests that the physicians prescribing these drugs may be aware of these DDDIs. Close potassium follow-up is common among Finnish residential care patients to prevent hyperkalemia, and clinical benefits may thus overshadow the potential risks of DDDIs.[8] It is important to estimate whether the benefit of a combination of drugs outweighs the potential risk of an adverse effect. In line with a previous study,[1] carbamazepine commonly predisposed users to several DDDIs. However, DDDIs related to the use of anticoagulants was fairly uncommon in our population.

Our findings suggest that the use of methotrexate with proton pump-inhibitors (PPIs) may also commonly predispose users to DDDIs. To our knowledge, this is a new finding, although the seriousness of the interaction potential has been discussed.[1,26] Autoimmune diseases are common among older people, and methotrexate has become a common treatment of these diseases. The small methotrexate doses used in autoimmune diseases and arthritis may not have clinically significant interaction with PPIs. The concomitant use of high methotrexate doses and PPIs is considered potentially dangerous. None of our participants used high-dose methotrexate for cancer. The use of PPIs is very prevalent in institutionalized settings and they are often used along with NSAIDs.[27] Thus, rheumatoid arthritis may just be a confounder associated with the use of both methotrexate and NSAIDs with concomitant PPIs.

DDDI prevalence varies between countries, settings, and populations. The most common drugs involved in DDDI also seem to vary over time. Our study suggests that, e.g. in Finnish institutional settings DDDIs related to codeine have disappeared between the years 2003 and 2007 [1], whereas potassium-sparing diuretics and carbamazepine continue to predispose patients to DDDIs.[1]

The prevalence of DDDIs remained very similar between the years 2003 and 2007 in Finland, despite the introduction of the SFINX database during this period. Automatically alerting software programmes have been set up for DDDIs, many of which are integrated into clinical decision-support programmes hopefully contributing to improved healthcare and decreased costs in older patients.[28] In Sweden, DDDIs were associated with a 17% decrease of interactions from 2.15×10^{-3} to 1.81×10^{-3} interactions per prescribed drug–drug pair by integrating the SFINX database into primary care electronic health records.[17] Our study suggests that Finnish physicians

do not fully take advantage of SFINX, which is available to them but does not automatically alert them. It has been gradually introduced to physicians and assisted living facilities since 2005. A study from today, 2015, could result in different findings, as the SFINX system is currently more widely used. However, computerized drug prescribing alerts may improve patient safety, but are often overridden because of poor specificity and alert overload.[29–31] At the time of our study, the assisted living facilities in Helsinki were most often consulted by temporarily hired physicians. As suggested by geriatricians in their survey, these old, multi-morbid residents would probably benefit from care by GPs working continuously with them.[32]

Conclusions

About 6% of frail older people in residential care facilities were exposed to potentially most severe class D interactions (DDDis). This exposure was associated with the use of a high number of drugs, but not with all-cause mortality or with the degree of psychological wellbeing. The introduction of drug–drug interaction database systems has not reduced the prevalence of DDDIs among residents of assisted living facilities in 2007. Further studies are needed to investigate physicians' knowledge of and attitudes towards DDDIs and also the usability of the computerized database system SFINX for assessing DDDIs.

Disclosure statement

The authors report no conflict of interest related to this study. The authors alone are responsible for the content and writing of the paper.

Funding information

This study was supported by The Finnish Medical Association and Uulo Arhio Foundation.

References

- [1] Hosia-Randell HM, Muurinen SM, Pitkälä KH. Exposure to potentially inappropriate drugs and drug–drug interactions in elderly nursing home residents in Helsinki, Finland: a cross-sectional study. *Drugs Aging*. 2008;25:683–692.
- [2] Bjerrum L, Andersen M, Petersen G, et al. Exposure to potential drug interactions in primary health care. *Scand J Prim Health Care*. 2003;21:153–158.
- [3] Johnell K, Klarin I. The relationship between number of drugs and potential drug–drug interactions in the elderly: a study of over 600,000 elderly patients from

- the Swedish prescribed drug register. *Drug Saf.* 2007;30:911–918.
- [4] Nobili A, Pasina L, Tettamanti M, et al. Potentially severe drug interactions in elderly outpatients: results of an observational study of an administrative prescription database. *J Clin Pharm Ther.* 2009;34:377–386.
- [5] Secoli SR, Figueras A, Lebrão ML, et al. Risk of potential drug–drug interactions among Brazilian elderly: a population-based, cross-sectional study. *Drugs Aging.* 2010;27:759–770.
- [6] Teixeira JJ, Crozatti MT, dos Santos CA, et al. Potential drug–drug interactions in prescriptions to patients over 45 years of age in primary care, southern Brazil. *PLoS One.* 2012;7:e47062.
- [7] Janchawee B, Owatranporn T, Mahatthanatrakul W, et al. Clinical drug interactions in outpatients of a university hospital in Thailand. *J Clin Pharm Ther.* 2005;30:583–590.
- [8] Bakken MS, Ranhoff AH, Engeland A, et al. Inappropriate prescribing for older people admitted to an intermediate-care nursing home unit and hospital wards. *Scand J Prim Health Care.* 2012;30:169–175.
- [9] Jyrkkä J, Vartiainen L, Hartikainen S, et al. Increasing use of medicines in elderly persons: a five-year follow-up of the Kuopio 75+ study. *Eur J Clin Pharmacol.* 2006;62:151–158.
- [10] Malone DC, Hutchins DS, Hauptert H, et al. Assessment of potential drug–drug interactions with a prescription claims database. *Am J Health Syst Pharm.* 2005;62:1983–1991.
- [11] Lin CF, Wang CY, Bai CH. Polypharmacy, aging and potential drug–drug interactions in outpatients in Taiwan: a retrospective computerized screening study. *Drugs Aging.* 2011;28:219–225.
- [12] Cruciol-Souza JM, Thomson JC. Prevalence of potential drug–drug interactions and its associated factors in a Brazilian teaching hospital. *J Pharm Pharm Sci.* 2006;9:427–433.
- [13] Zhan C, Correa-de-Araujo R, Bierman AS, et al. Suboptimal prescribing in elderly outpatients: potentially harmful drug–drug and drug–disease combinations. *J Am Geriatr Soc.* 2005;53:262–267.
- [14] Juurlink DN, Mamdani M, Kopp A, et al. Drug–drug interactions among elderly patients hospitalized for drug toxicity. *JAMA.* 2003;289:1652–1658.
- [15] Moura CS, Acurcio FA, Belo NO. Drug–drug interactions associated with length of stay and cost of hospitalization. *J Pharm Pharm Sci.* 2009;12:266–272.
- [16] Langdorf MI, Fox JC, Marwah RS, et al. Physician versus computer knowledge of potential drug interactions in the emergency department. *Acad Emerg Med.* 2000;7:1321–1329.
- [17] Andersson ML, Böttiger Y, Lindh JD, et al. Impact of the drug–drug interaction database SFINX on prevalence of potentially serious drug–drug interactions in primary health care. *Eur J Clin Pharmacol.* 2013;69:565–571.
- [18] Ko Y, Malone DC, D’Agostino JV, et al. Potential determinants of prescribers’ drug–drug interaction knowledge. *Res Social Adm Pharm.* 2008;4:355–366.
- [19] Muurinen SM, Soini HH, Suominen MH, et al. Vision impairment and nutritional status among older assisted living residents. *Arch Gerontol Geriatr.* 2014;58:384–387.
- [20] Charlson ME, Pompei P, Ales KL, et al. A new method of classifying prognostic comorbidity in longitudinal studies: development and validation. *J Chronic Dis.* 1987;40:373–383.
- [21] Hughes CP, Berg L, Danziger WL, et al. A new clinical scale for the staging of dementia. *Br J Psychiatry.* 1982;140:566–572.
- [22] Guigoz Y, Lauque S, Vellas BJ. Identifying the elderly at risk for malnutrition the mini nutritional assessment. *Clin Geriatr Med.* 2002;18:737–757.
- [23] Routasalo PE, Tilvis RS, Kautiainen H, et al. Effects of psychosocial group rehabilitation on social functioning, loneliness and well-being of lonely, older people: randomized controlled trial. *J Adv Nurs.* 2009;65:297–305.
- [24] Böttiger Y, Laine K, Andersson ML, et al. SFINX—a drug–drug interaction database designed for clinical decision support systems. *Eur J Clin Pharmacol.* 2009;65:627–633.
- [25] Bucşa C, Farcaş A, Cazacu I, et al. How many potential drug–drug interactions cause adverse drug reactions in hospitalized patients? *Eur J Intern Med.* 2013;24:27–33.
- [26] Delafuente JC. Understanding and preventing drug interactions in elderly patients. *Crit Rev Oncol Hematol.* 2003;48:133–143.
- [27] Teramura-Grönblad M, Bell JS, Pöysti MM, et al. Risk of death associated with use of PPIs in three cohorts of institutionalized older people in Finland. *J Am Med Dir Assoc.* 2012;13:488.e9–488.e13.
- [28] Tamblyn R, Reidel K, Patel V. Physicians’ response to computerised alerts for psychotropic drugs in older persons: a multilevel analysis of the associated alert, patient and physician characteristics. *BMJ Open.* 2012;19:635–643.
- [29] Ash JS, Berg M, Coiera E. Some unintended consequences of information technology in health care: the nature of patient care information system-related errors. *J Am Med Inform Assoc.* 2004;11:104–112.
- [30] Shah NR, Seger AC, Seger DL, et al. Improving acceptance of computerized prescribing alerts in ambulatory care. *J Am Med Inform Assoc.* 2006;13:5–11.
- [31] Isaac T, Weissman JS, Davis RB, et al. Overrides of medication alerts in ambulatory care. *Arch Intern Med.* 2009;169:305–311.
- [32] Löppönen M, Heinonen P, Jartti L, et al. The appreciation of geriatricians has improved but ability to influence decision-making has declined. (In Finnish). *Finnish Med J.* 2014;69:991–992.