



RESEARCH ARTICLE

What does the UK public want from academic science communication? [version 1; referees: 3 approved]

James Redfern¹, Sam Illingworth², Joanna Verran²

¹School of Healthcare Science, Manchester Metropolitan University, Manchester, UK

²School of Research, Enterprise & Innovation, Manchester Metropolitan University, Manchester, UK

v1 First published: 07 Jun 2016, 5:1261 (doi: [10.12688/f1000research.8815.1](https://doi.org/10.12688/f1000research.8815.1))
 Latest published: 07 Jun 2016, 5:1261 (doi: [10.12688/f1000research.8815.1](https://doi.org/10.12688/f1000research.8815.1))

Abstract

The overall aim of public academic science communication is to engage a non-scientist with a particular field of science and/or research topic, often driven by the expertise of the academic. An e-survey was designed to provide insight into respondent's current and future engagement with science communication activities. Respondents provided a wide range of ideas and concerns as to the 'common practice' of academic science communication, and whilst they support some of these popular approaches (such as open-door events and science festivals), there are alternatives that may enable wider engagement. Suggestions of internet-based approaches and digital media were strongly encouraged, and although respondents found merits in methods such as science festivals, limitations such as geography, time and topic of interest were a barrier to engagement for some. Academics and scientists need to think carefully about how they plan their science communication activities and carry out evaluations, including considering the point of view of the public, as although defaulting to hands-on open door events at their university may seem like the expected standard, it may not be the best way to reach the intended audience.

Open Peer Review

Referee Status:

	Invited Referees		
	1	2	3
version 1 published 07 Jun 2016	 report	 report	 report

- Laura Bowater**, University of East Anglia UK
- Massimo Caine**, University of Geneva Switzerland
- Helen L. Brown**, Cardiff Metropolitan University UK

Discuss this article

Comments (0)

Corresponding author: James Redfern (j.redfern@mmu.ac.uk)

How to cite this article: Redfern J, Illingworth S and Verran J. **What does the UK public want from academic science communication? [version 1; referees: 3 approved]** *F1000Research* 2016, 5:1261 (doi: [10.12688/f1000research.8815.1](https://doi.org/10.12688/f1000research.8815.1))

Copyright: © 2016 Redfern J *et al.* This is an open access article distributed under the terms of the [Creative Commons Attribution Licence](#), which permits unrestricted use, distribution, and reproduction in any medium, provided the original work is properly cited. Data associated with the article are available under the terms of the [Creative Commons Zero "No rights reserved" data waiver](#) (CC0 1.0 Public domain dedication).

Grant information: The author(s) declared that no grants were involved in supporting this work.

Competing interests: No competing interests were disclosed.

First published: 07 Jun 2016, 5:1261 (doi: [10.12688/f1000research.8815.1](https://doi.org/10.12688/f1000research.8815.1))

Introduction

Engaging members of the lay public with science has become a business-as-usual activity for many scientists within academia. Although a widely accepted definition is yet to exist, science communication can be considered an umbrella term for public engagement, outreach, widening participation etc., with the specifics depending on the mode of delivery, aim, location, intended audience, and institutional preference¹. Common examples of science communication include university open door events, science festivals, school visits, writing for the popular press, providing engaging presentations in easily-accessible locations (pubs, cafes etc.), using social media, and producing digital media such as podcasts and video content. The overall aim in all cases is primarily to engage a non-scientist with a particular field of science and/or research topic, often driven by the expertise of the academic.

Support for these science communication activities continues to grow following a pivotal report by the Wellcome Trust and the Office of Science and Technology in the UK, which recommended moving away from a deficit model², whereby scientists assume the public have a lesser knowledge of science and provide information to fill any gaps. The deficit model has been discussed and criticized widely by many [for example 3–5], with science communicators favouring a contextual approach to establish dialogue between the experts and the members of the general public. This approach has been incorporated into the ethos and policy of many leading public engagement organisations such as the National Coordinating Centre for Public Engagement (NCCPE), which defined public engagement as “...a two-way process, involving interaction and listening, with the goal of generating mutual benefit.”⁶.

The UK Research Council (RCUK) representing all of the research councils in the UK, and many other research funders (e.g. The Wellcome Trust) require all applicants to integrate science communication in their research plan. Additionally, the 2014 Research Excellence Framework (REF) exercise, whereby the UK Government assessed all university research output in order to distribute funding, included an assessment of research impact, which was often supported with evidence of effective science communication, thereby helping to establish this “as a core part of business, not just good intentions”⁷.

It is therefore no surprise that there is a growing trend within universities to encourage their academic staff to undertake activities that may be considered as science communication. Researchers have indicated many important motivations for these activities, including increasing the public’s interest of science and awareness as well as an appreciation of science and scientists^{8,9}.

Science festivals often encompass obvious outputs of academic public engagement. Described as a ‘celebration’ of science, technology, engineering and related aspects, with the intention to engage non-specialists with a time-limited recurring frequency, they are growing in number globally, with the UK hosting more than any other country¹⁰.

Whilst the attraction and effect of science festivals on participating public are well researched [e.g. 11–13], there is little in the literature to suggest that this is the preferred method of communication for the audience (‘the public’), nor how members of the public would actually like to engage with academic scientists if they had the choice. Science festivals are of course not unique in this context, with many different forms of communication from ‘popular science’ books¹⁴ to blogs^{14,15} and podcasts^{15,16} often receiving support depending on the individual preferences of the author/presenter/scientist. Indeed, incidental evidence collected by the authors of this study suggest that the mode of delivery, methods, and most importantly the scientific topic of many science communication strategies are not decided in consultation with the general public, but are instead determined by constraints such as time, resources, skills and finance. This paper describes a preliminary small-scale study to assess what science communication output the public may like to see, and suggests how academics may be able to better engage with them as a result of this.

Method

A questionnaire-based e-survey was designed with ten questions, four of which captured demographic details of the respondents (Table 1). The aim of the survey was to provide insight into respondent’s current and future engagement with science communication and/or public engagement activities. The intended respondents were anybody who did not identify as a scientist, therefore the only exclusion criteria was self-identification as a scientist.

The survey was made available for one month (May 2015) and advertised through the social media accounts of the authors (Twitter, Facebook and LinkedIn), with participants encouraged to share the survey with anybody who did not identify as a scientist. Ethical clearance was obtained prior to data collection from the Manchester Metropolitan University Ethics Board (document number SE141518), and carried out according to the British Educational Research Association’s (BERA) ethical guidelines for educational research; all responses were collected anonymously. Data were analysed using NVivo® (v10; QSR International Pty Ltd, Melbourne), where individual responses were coded into themes that were determined after an initial analysis for the purpose of detailed analysis and discussion.

Respondents

A total of 112 responses were collected from respondents from ten countries. The nationalities of the participants were: United Kingdom (71.4%), United States of America (17%), Canada (2.7%), Netherlands (1.8%), Australia (1.8%), Germany (0.9%), Tanzania (0.9%), New Zealand (0.9%), Norway (0.9%), Spain (0.9%) with 0.9% not providing an answer. There were more male responses (56.3%) than female (42.9%) with 0.9% not providing an answer.

The most frequent (34.8%) age of respondents was between 20–29 years old, followed by 30–39 years old (20.5%), 50–59 years old (18.8%), 40–49 years old (12.5%), <19 years old (6.3%), 60+ years old (6.3%) and 0.9% not providing an answer.

Table 1. List of survey questions.

Question number	Question
1	Where do you live? (Town and Country e.g., Manchester, UK)
2	Gender? (E.g. male, female)
3	Age?
4	What is your highest level of qualification? (if not from the UK please specify in 'Other' box)
5.1	Are you interested in science? (if you would like to expand on or explain this answer, please feel free to do so below)
5.2	Could you give us a little more detail e.g. what is it about science that you particularly like or dislike?
6	How often do you engage with science through the following: <ul style="list-style-type: none"> • TV • Radio • Newspapers • Magazines • Internet • Specific websites (e.g. blogs) • Non-specific websites (e.g. news) • Social media e.g. Twitter & Facebook • From a friend or relative • Museums • Science festivals and other science events • Other
7.1	Scientists and other organisations such as museums and universities may encourage people to attend events to see/discuss/participate with science. What would encourage you to visit a science festival/university open day/museum to engage with scientists?
7.2	Have you ever attended one of these events? If so, then what type of event(s) was it?
7.3	Would knowing what topic of science that was on display/being discussed influence your decision to attend?
8	How would you suggest scientists could engage with you more effectively? For example, TV, social media, online resources, podcasts, blogs, live events, hands-on/interactive displays, science open-door events, etc.
9	Would you rather science events were focused on children, teenagers and adults or split equally between all ages?
10	What is it about science that would make you interested in engaging with the subject more?

Respondents reported a wide range of educational backgrounds from no formal qualifications to doctoral degrees (Table 2). All respondents replied no when asked if they were a scientist.

Results and discussion

Dataset 1. Survey responses

<http://dx.doi.org/10.5256/f1000research.8815.d123881>

Table 2. Percentage of responses provided to the question "What is your highest level of qualification?" n=112.

Qualification	Percentage
No formal qualification	0.9
1-4 GCSEs	4.5
5+ GCSEs	1.8
Apprenticeships	6.3
A Levels	15.2
Undergraduate degree	42.9
Masters degree	18.8
Doctoral degree	2.7
Non-UK (equivalent to A Level)	0.9
Non-UK (equivalent to Undergraduate degree)	0.9
Non-UK (equivalent to Masters degree)	1.8
Non-UK (equivalent to high school education)	3.6

Current views and science communication

The majority of respondents agreed that they were interested in science (87.5%), with only 7.1% stating the opposite. Of the remaining respondents, 4.5% selected 'other' and provided mixed opinions whilst 0.9% did not provide an answer. Respondents provided a range of comments, which were coded into 18 different themes (Figure 1). The most common reason (21%) given for interest in science attempts to understand the unknown.

"It's based on facts, discoveries and inventions improve our lives, it's interesting to know how the world works"

The second and third most common themes were the ethos of science (scientific method and its basis in evidence-based practice), and the perception that science is beneficial to society (both 13%). One respondent had mixed views about these aspects, noting that whilst science allows people to discover the unknown, the 'dogma' of science and the inability to access scientific literature made it difficult for people to interact with. This is interesting and supportive to the ongoing Open Access movement within academia, attempting to make all peer-reviewed research manuscripts freely available to everyone. Other respondents specified favoured disciplines; biology (12.5%), physics (8.8%), chemistry (3.7%), environmental or earth sciences (1.5%), social sciences (1.5%), mathematics (0.7%) and sustainability studies (0.7%).

Of the respondents who stated that they had no interest in science, no explanation related to a specific scientific discipline. Instead they referred to personal experience with science education (50%), the conflict scientific method can have with religion (25%), or a personal dislike of scientists themselves (25%).

"Snobs, know it all! Better than others just because they are intelligent, boring and thinking everyone should know what they know!"

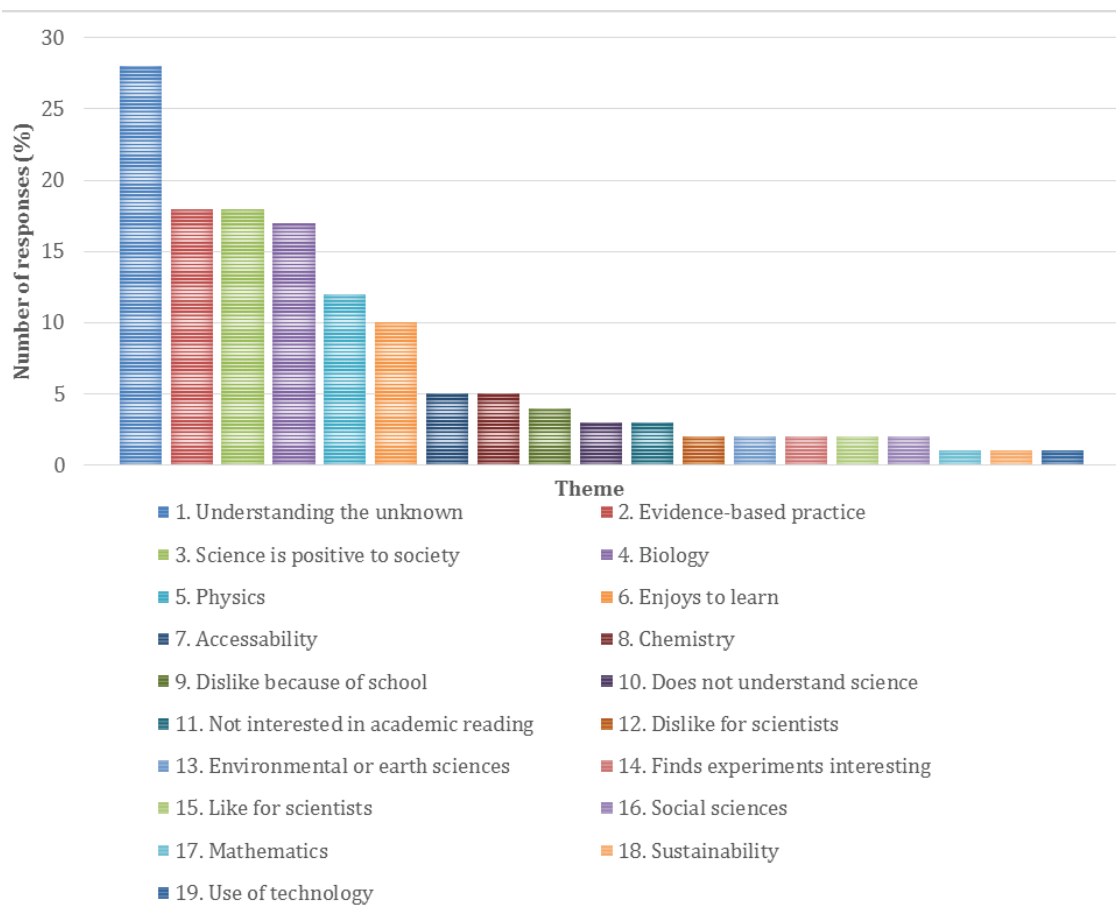


Figure 1. Responses categorised into themes relating to respondents current interest in science.

One respondent, when discussing their education, detailed how intrigued they often are, but are made to feel inadequate and lacking in capacity and understanding.

“...like it’s no big deal, and my wonder and awe is ill inspired”.

To understand how respondents engaged with science in their day-to-day lives, they were asked to select either very regularly, somewhat regularly, somewhat infrequently or never (Figure 2). When asked about different engagement mechanisms, the most frequently selected mechanism was via the Internet, with 55% of respondents using it very regularly, and a further 25% somewhat regularly. A further four mechanisms were used by over 50% of respondents at least somewhat regularly, these were: non-specific websites such as news pages, social media (28% very regular, 30% somewhat regular), specific websites such as blogs (30% very regularly, 24% somewhat regularly), and television (16.8% very regularly, 36.2% somewhat regularly). Interestingly, the top four are all online methods of communication, and represent all of the online options provided. Academics too are actively engaged with social media to network, discuss, plan and carryout studies¹⁷, with

80–90% of research scientists being at least aware of Twitter and Facebook¹⁸. This rich and existing community of academics could therefore be utilised more frequently and imaginatively to engage members of the public.

Traditional media, i.e. magazines (10% very regular and 21% somewhat regularly), newspapers (9% very regular and 17% somewhat regularly) and radio (6.25% very regular & 12.5% somewhat regularly) are used less often to access science. A small group of respondents used physical events, such as museum visits (8% very regularly and 20% somewhat regularly), or attendance at science festivals to engage (3.5% very regular and 7% somewhat regularly). As noted in the introduction, academics practising science communication and engagement appear to favour these types of activities for public engagement events¹⁹, perhaps due to opportunity to adhere to a more standard format they are comfortable with – e.g. standing in front of people and explaining.

Some respondents noted other methods for engagement with science that were not included in the survey. They were: multimedia content (e.g. DVD and on-demand streaming services, n=3), amateur science (e.g. amateur astronomer club or designing experiments

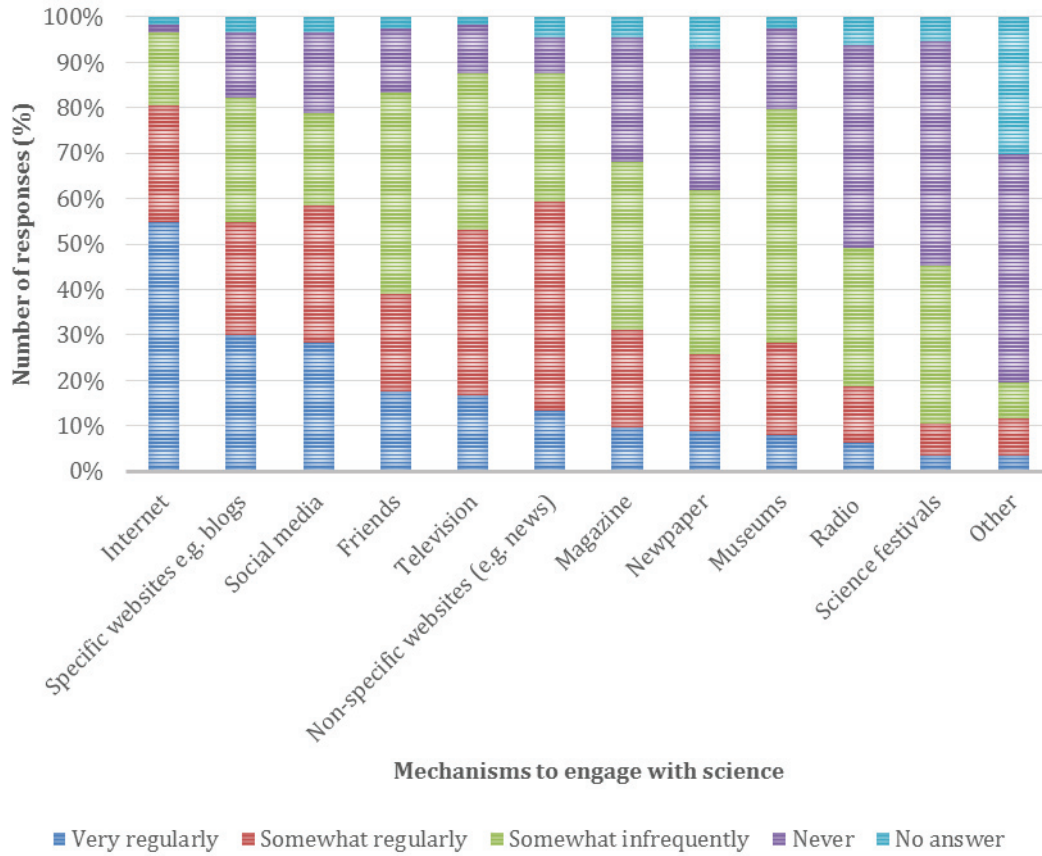


Figure 2. Distribution of answers regarding how often respondents use different mechanisms to interact with scientific information (displayed as percentage of overall respondents).

for their children, n=3), through their workplace/job (e.g. working in a library, n=2), and by reading (books and academic literature, n=2).

Respondents were also asked which events/activities aimed at engaging the public with science, if any, they had previously attended or participated in. Of all the respondents who provided a 33.8% of them had not attended any science engagement events.

“No, I’ve never been aware of such an event.”

Museums were the most popular attended location (23.5%), with 13.2% attending but not specifying details. Universities and science festivals/fairs had a similar response rate (11.8% and 10.3% respectively); only 1.5% had previously engaged in a science communication activity online. This contrasts with the responses from the previous question, which revealed that the Internet was used to actively engage with science (Figure 2). It seems that if the curiosity is driven by the consumer rather than prescribed by the academic, then engagement with science is better recognised. The role of the scientist in creating activities is of little concern.

How can we better engage with the public?

The following questions asked respondents how scientists and other organisations such as museums and universities may encourage

people to attend events to see/discuss/participate with science. Respondents provided a wide range of reasons (n=146) or actions that may alter their decision to attend a science communication/outreach event (Figure 3). The most common theme related to their interest in the topic (21.9%). Suggested topics were wide-ranging, from science of practical value to the respondent, to any topic that the respondent may find interesting as long as it followed scientific methodology.

“Novel exhibitions (e.g. opportunity to try a jet pack)”

Advertising and visibility of events were also considered (13.7%), with many respondents suggesting that they rarely see science communication events being advertised, but generally would attend if they knew far enough in advance. Some respondents elaborated on this, suggesting that advertising should be carried out on social media (n=6) whilst two respondents suggested that advertising be written with inviting language, so as not to intimidate or patronise any potential attendees.

Also of concern was the ability to engage with a hands-on practical demonstration with “more than just storyboards” (13.7%) as well as the geographic location (8.9%) of the activities, as some respondents lived in locations away from major universities or other organisations and so did not have the option to attend without

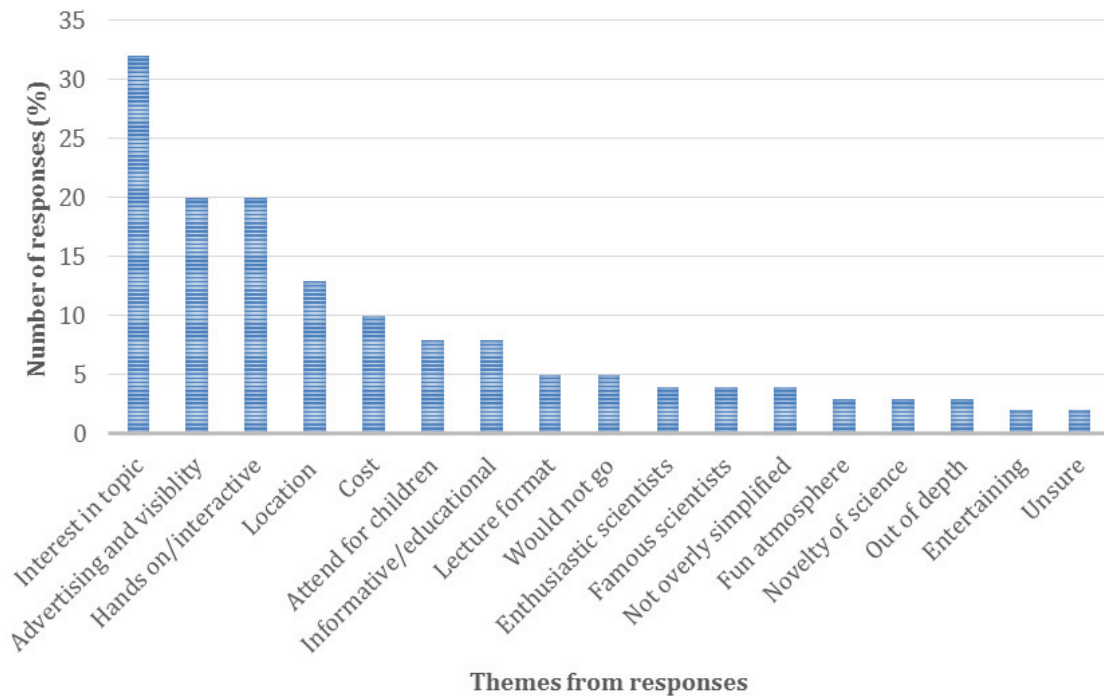


Figure 3. Distribution of answers regarding what would encourage respondents to attend a science event at a university or museum.

travelling. These responses provide an interesting consideration for scientists; whilst many may consider hands-on practical demonstrations of science to be a valuable tool for the effective communication of science (again, similar to experiences they may have within the undergraduate classroom), participation will be limited to those within the commutable area. Providing further support to develop science communication activities within the digital landscape may be one way to enable participation with people in any geographical location, and is a change that is likely to be embraced given previous answers discussed relating to Internet-based engagement (Figure 2).

Despite the interesting opportunities for active involvement that citizen science and crowd sourcing can offer [e.g. 20], only two respondents specified they would like experiments they could investigate themselves. Interestingly, the lecture format was suggested to a lesser extent (3.4%), a low approval for an anecdotally common format. Other considerations included cost (notably the requirement for events to be free, 6.8%) and the inclusion of enthusiastic (2.7%), or famous (2.7%) scientists.

Respondents were asked to consider how they themselves could be better engaged by scientists trying to communicate scientific information (Figure 4). The most common answer was to bring scientific information to social media (41%). Of these respondents, 34% specified a type of social media (Figure 5), the most common being blogs, followed by Twitter, Facebook and YouTube.

Suggestions for output content via social media were, interestingly varied. The need for “idiot proof websites” and short scientific

“facts” to gain people’s attention, contrasted with suggestions for “more detailed” and “accurate” online dialogue, reflecting the two types of social media suggested, Twitter, where currently only short snippets of information can be posted at any given time due to 180 character limits; and blogs, where the norm is to create pieces of writing of variable length, allowing more detail. Within the comments regarding social media, there was an overall consensus that its convenient nature makes it an attractive mode for scientists and audiences to interact.

The second most common theme was open-door events, but only one respondent provided any detailed thought, suggesting open-door events should take place within a University. Two respondents linked hands-on activities with open-door events, but it may be assumed from previous responses that people associate hands-on activities with open-door events, and thus did not feel the need to discuss them separately. Events in ‘real life’ locations (outside of typical engagement locations e.g. university or museum) were also suggested (12.2%). Including Café Scientifique (<http://cafescientifique.org>) or The Green Man music festival (<http://www.greenman.net/>).

Respondents also suggested that online resources or websites were useful (but not specifically social media, 11.3%). A slightly smaller percentage of respondents recommended podcasting as a medium to better engage them with science (8.5%). Debate, discussion and interviews were all mentioned with reference to podcasts. Other themes resulting from this question included providing open-access literature (3.8%), community-specific events (such as local astronomy clubs, 1.9%), non-fiction books on scientific topics,

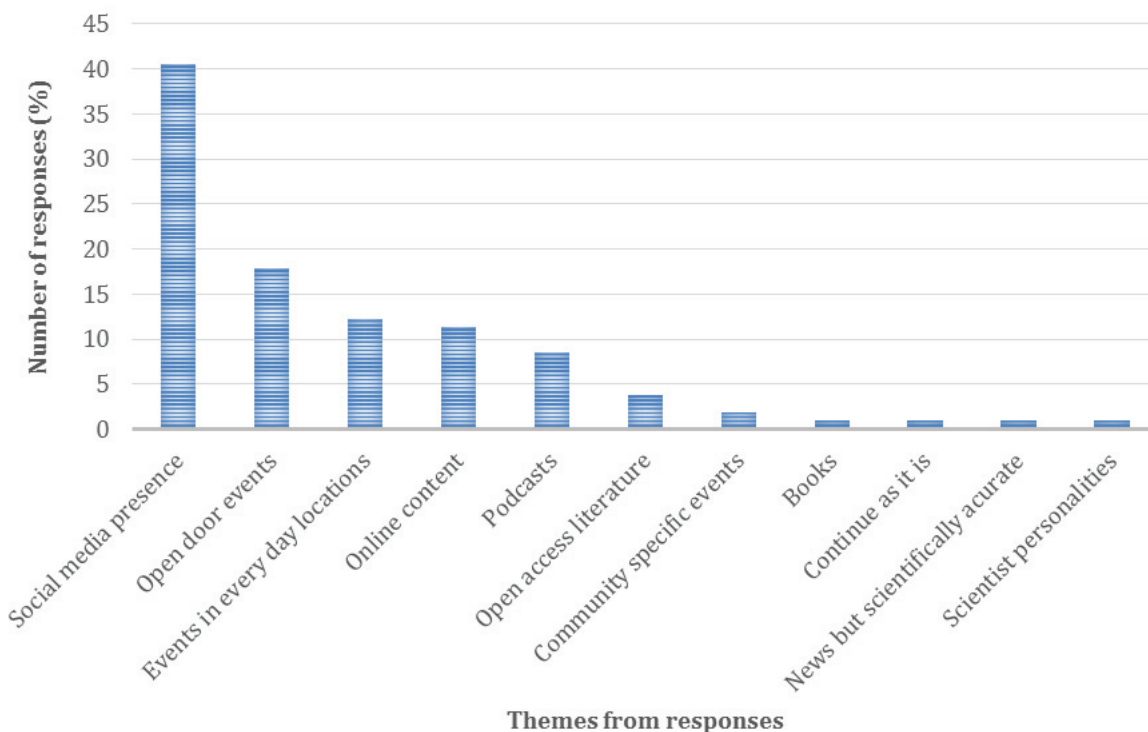


Figure 4. Distribution of answers regarding what the respondent suggested scientists could do to engage better with them. n=106.

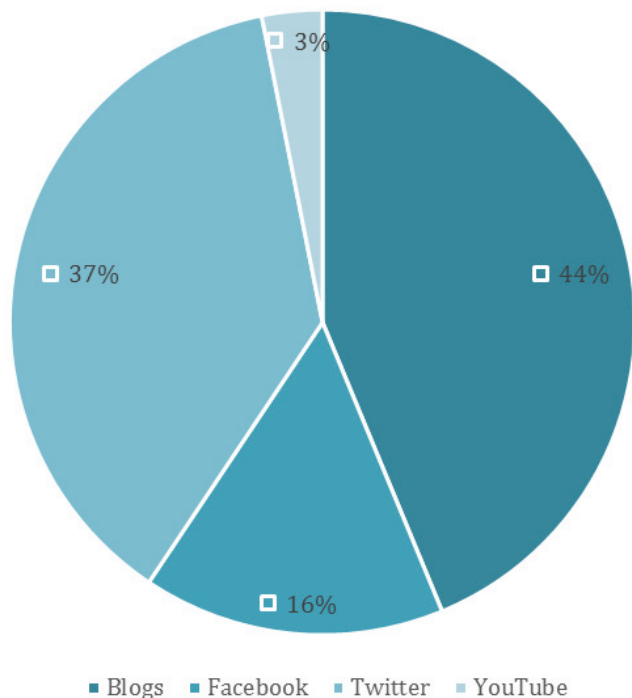


Figure 5. Distribution of particular elements of social media that respondents described if they selected social media as an answer when considering how scientists can better engage with them (Figure 4). Not all respondents who selected social media provided a specific answer. n=32.

better news coverage of scientific topics and more famous scientist personalities (0.9%). Also, 0.9% of responses suggest scientists should continue as is, as they believed scientists were successfully achieving their aim in effectively communicating with the public.

The age at which engagement events should be aimed was also investigated. The majority of responses suggested events should be split equally between adult-oriented and child-oriented (60.2%). The number of respondents suggesting that events should be aimed at children, adults or teenagers alone were similar (12.5%, 9.8% and 9.8% respectively). A small number of respondents believed events should be designed for families as a whole (3.6%), whilst the same number felt that the level of pre-existing knowledge should be the definition of who an event is aimed at, not the person’s age.

Conclusions

This study has provided new insights into how populations within the ‘general public’ may wish to engage with academic scientists who are interested and/or required to undertake elements of science communication. Whilst the authors note a variation in responses, that is, no single answer, the results highlight the complexity of communicating with the public which academic scientists need to understand further to ensure outcomes are as effective as possible.

The potential use of the Internet and digital technologies seems favoured by respondents, with less of a focus on more ‘traditional’ academic science communication activities such as science festivals and open door events. However, the public still want access to these types of events, with considerations such as time, cost,

geographical location, clear/accessible advertising (e.g. through social media) and a non-patronising approach should be undertaken. Another key point is that of targeting age groups, with the majority of respondents keen to see adults engaged just as much as children. The type of information the public believe they would be interested in varies, however the themes of understanding the unknown, and the benefits science brings to society were noticeably popular. In order for academic science communicators to undertake activities of this nature, training needs to be introduced/amended to include the point of view of the audience, considering other more accessible methods such as online delivery. This will inevitably not be true for all activities, and even where appropriate, new skills, technology and advertising strategies are likely to be required.

The outcomes of this paper should pose as food-for-thought for proponent science communicators, with more research needed to be done to better understand how different groups of the wider community can be better served by science communication activities presented in different formats. What is evident is the need to think carefully about how scientists plan their science communication activities and carry out evaluations, including considering

the point of view of the public, as although defaulting to hands-on open door events at their university may seem like the expected standard, it may not be the best way to reach the intended audience.

Data availability

F1000Research: Dataset 1. Survey responses, [10.5256/f1000research.8815.d123881](https://doi.org/10.5256/f1000research.8815.d123881)²¹

Author contributions

JR conceived of the study, participated in design of the study, data collection, data analysis and drafted the manuscript. SI and JV participated in design of the study, data analysis and drafted the manuscript. All authors gave final approval for publication.

Competing interests

No competing interests were disclosed.

Grant information

The author(s) declared that no grants were involved in supporting this work.

References

1. Illingworth S, Redfern J, Millington S, *et al.*: **What's in a Name? Exploring the Nomenclature of Science Communication in the UK [version 2; referees: 3 approved, 1 approved with reservations]**. *F1000Res.* 2015; 4: 409. [PubMed Abstract](#) | [Publisher Full Text](#) | [Free Full Text](#)
2. Office of Science and Technology and The Wellcome Trust: **Science and the Public: A Review of Science Communication and Public Attitudes to Science in Britain**. London: Office of Science and Technology and The Wellcome Trust, 2000. [Reference Source](#)
3. Mayhew MA, Hall MK: **Science Communication in a Café Scientifique for High School Teens**. *Sci Commun.* 2012; 34: 546–554. [Publisher Full Text](#)
4. Davies S, McCallie E, Simonsson E, *et al.*: **Discussing dialogue: perspectives on the value of science dialogue events that do not inform policy**. *Public Underst Sci.* 2008; 18(3): 338–353. [Publisher Full Text](#)
5. Besley JC, Tanner AH: **What Science Communication Scholars Think About Training Scientists to Communicate**. *Sci Commun.* 2011; 33(2): 239–263. [Publisher Full Text](#)
6. NCCPE: **What is public engagement?** 2016; n.d. [cited 18/01/2016]. [Reference Source](#)
7. NCCPE: **After the REF - Taking Stock: summary of feedback: NCCPE.** 2014. [Reference Source](#)
8. Martín-Sempere MJ, Garzón-García B, Rey-Rocha J: **Scientists' motivation to communicate science and technology to the public: surveying participants at the Madrid Science Fair**. *Public Underst Sci.* 2008; 17(3): 349–367. [Publisher Full Text](#)
9. Burchell K: **Factors affecting public engagement by researchers**. London: The Wellcome Trust. 2015. [Reference Source](#)
10. Bultitude K, McDonald D, Custead S: **The Rise and Rise of Science Festivals: An international review of organised events to celebrate science**. *Int J Sci Educ, Part B.* 2011; 1(2): 165–188. [Publisher Full Text](#)
11. Fogg-Rogers L, Bay JL, Burgess H, *et al.*: **"Knowledge Is Power": A Mixed-Methods Study Exploring Adult Audience Preferences for Engagement and Learning Formats Over 3 Years of a Health Science Festival**. *Sci Commun.* 2015; 37(4): 419–451. [Publisher Full Text](#)
12. Jensen E, Buckley N: **Why people attend science festivals: Interests, motivations and self-reported benefits of public engagement with research**. *Public Underst Sci.* 2014; 23(5): 557–573. [PubMed Abstract](#) | [Publisher Full Text](#)
13. Bultitude K: **Science festivals: Do they succeed in reaching beyond the 'already engaged'?** *J Com.* 2014; 13(4). [Reference Source](#)
14. Turney J: **Popular science books**. *Handbook of public communication of science and technology.* 2008; 5–14. [Reference Source](#)
15. Kouper I: **Science blogs and public engagement with science: Practices, challenges, and opportunities**. *J Com.* 2010; 9(1): 1–10. [Reference Source](#)
16. Birch H, Weitkamp E: **Podologues: conversations created by science podcasts**. *New media society.* 2010; 12(6): 889–909. [Publisher Full Text](#)
17. Mollett A, Moran D, Dunleavy P: **Using Twitter in university research, teaching and impact activities**. 2011. [Reference Source](#)
18. Van Noorden R: **Online collaboration: Scientists and the social network**. *Nature.* 2014; 512(7513): 126–129. [PubMed Abstract](#) | [Publisher Full Text](#)
19. Burchell K, Franklin S, Holden K: **Public Culture as Professional Science**. London: BIOS, London School of Economics and Political Science. 2009. [Reference Source](#)
20. Dickinson JL, Shirk J, Bonter D, *et al.*: **The current state of citizen science as a tool for ecological research and public engagement**. *Front Ecol Environ.* 2012; 10(6): 291–297. [Publisher Full Text](#)
21. Redfern J, Sam I, Joanna V: **Dataset 1 in: What do people in the UK want from academic science communication?** *F1000Res.* 2016. [Data Source](#)

Open Peer Review

Current Referee Status:



Version 1

Referee Report 24 June 2016

doi:10.5256/f1000research.9490.r14240



Helen L. Brown

Department of Biomedical Sciences, Cardiff Metropolitan University, Cardiff, UK

This paper analyses the results of a questionnaire completed by a group of non-scientists. The questions focused on how the participants currently engage with science and how they might like to do so in the future. Overall the paper provides a well written description of the study and highlights the key results. This paper will be of particular interest to those within the science community who are heavily engaged in promoting and/or carrying out public engagement events as it highlights that the current model of outreach which is favoured by many providers does not overlap with those activities favoured by participants in this study. This highlights that when designing events in order to engage and reach the widest possible audience the public should also be consulted.

Minor comments

Introduction

- Science festivals are discussed in the introduction but there is little description of the other outreach methods/events that were mentioned within the questionnaire. It might be of use to also give examples of some of the other engagement methods.

Methods

- it would be useful to apply some statistical analysis to the results, although I appreciate that statistical analysis may be limited by the sample size of the study.

Major comments

Method

- The paper analyses a questionnaire which was distributed via the authors social media accounts. This method of distribution may significantly bias the results obtained. In particular I would expect respondents who had answered a questionnaire advertised in the digital environment to encourage more online engagement from scientists, which was found. This should be considered when discussing the results.
- Similarly, although the authors refer to respondents as representing the 'general public' it could be argued that the respondents already have an enhanced level of scientific engagement, since they engage with the authors social media and chose to complete the questionnaire. This bias should also be addressed by the authors.

Overall I think this is a worthwhile and thought provoking preliminary study and hope that the authors will continue the work in the future. I would be very interested to see if the same conclusions can

be drawn from a wider participant group and to look in more detail about what engagement methods the public find the most worthwhile.

I have read this submission. I believe that I have an appropriate level of expertise to confirm that it is of an acceptable scientific standard.

Competing Interests: No competing interests were disclosed.

Referee Report 20 June 2016

doi:[10.5256/f1000research.9490.r14242](https://doi.org/10.5256/f1000research.9490.r14242)



Massimo Caine

Microbiology Unit, Department of Botany and Plant Biology, University of Geneva, Geneva, Switzerland

This manuscript develops an interesting and very much debated aspect of science communication *i.e.* which means ought be adopted by scientists and science communicators in order to successfully reach the lay-audience. Given the steep rise of different sources of scientific information (inside and outside the academic community), it is a timely submission that provides an analysis of the different possible ways to reduce the distance between scientific researchers and broad public. Importantly, this publication offers valuable food-for-thought coming from a privileged point of view, the layperson, attempting to address the flaws that the deficit model in communication may pose. As a matter of fact, by using an *ad-hoc* survey, Redfern *et al.* investigate which are the expectations of a non-scientific audience in terms of their engagement in scientific discussions. Remarkably, even though science fairs, festivals, citizen projects are the mainstream in many academic communication policies, the output of the survey intriguingly indicates that, if requested to choose, the public would prefer to be engaged with “time-saver” and less constrained approach like what can be found within the online environment.

The authors have widely addressed the survey results, providing a perspective that should be carefully considered by academic policies, not only in terms of communication departments, but also in terms of scientists training. However, there are some minor points that, as a reader, I would be interested to see expanded and that the authors may wish to include in their final version:

1. the authors mention that science festivals that are more present in UK than in every other country - a brief description of some of them in terms of format and public-deliverables would be an asset for the introduction;
2. in order to better contextualize the preference of being engaged on an online format rather than with a science festival (fairs, open doors, hands-on workshops, citizen projects), it would be useful to know how much the selected audience of the survey have had the possibility to be “immunized” with such kind of events. Specifically, is there any correlation between the geographical origin of the public reached by the authors and the presence (or not) of science festival within the region? This would allow the authors to define whether if the lack of interest in science fairs is due to geographical proximity (*i.e.* among the 112 selected participants, none or few of them lives close to the place where a festival has been taking place lately) or if it is an opinion generated by the comparison between the two way of engagement (festivals vs. online tools). In my opinion, this would clarify if festivals were not a preferred choice due to their non-commutable distance from the surveyed respondent.

3. Provided that one of the preferred choices of engagement are website and blogs, a brief description of some of these available supports and the way they deliver the scientific information would be a plus

To conclude, I believe that, with this submission, Redfern *et al.* provide a seminal data-driven publication about the expectations that the broad public may have when being engaged with science. Even though, the sampling of the survey is made on a reduced scale (112 participants), it definitely poses the basis for further research which will push forward the methods used by the science communication community in order better reach the lay-audience in the fast-pace-changing and hyper-connected era that we are living in.

I am looking forward to reading the final version of the manuscript and, in the meantime, I definitely recommend this article for being indexed.

I have read this submission. I believe that I have an appropriate level of expertise to confirm that it is of an acceptable scientific standard.

Competing Interests: No competing interests were disclosed.

Referee Report 17 June 2016

doi:[10.5256/f1000research.9490.r14241](https://doi.org/10.5256/f1000research.9490.r14241)



Laura Bowater

Norwich Medical School, University of East Anglia, Norwich, UK

This paper does indeed provide food-for-thought for proponent science communicators. There are a plethora of science communication definitions and modes of delivery and this paper raises the intriguing possibility that science communicators may be getting left behind as the online revolution continues to take place and evolve. Although I feel there are a couple of caveats, for example with the audience reached through the particular sampling technique employed by the authors, this raises intriguing questions about the move towards two-way engagement and the difficulties that this will raise if online or indirect modes of delivery appear to be most valued by the public or at least members of the public reached by these authors.

I wonder if the authors would like to contextualise why they have chosen to talk about science festivals within the Introduction? It may also be of value to expand this section a tad. For example, authors could provide examples of science festivals within the UK and perhaps more globally. What does a typical science festival look like? How long does it last? Where does it take place? Who is invited?.. etc Also, perhaps the authors could describe why scientists choose this direct interaction as a medium? What are the advantages or disadvantages and is it a format that engenders two-way participatory engagement?

Also, as the results indicate a desire for indirect science communication methods through online material etc perhaps the authors could expand a little on these types of delivery in the introduction too.

In the introduction the authors state that:

"This paper describes a preliminary small-scale study to assess what science communication output the

public may like to see, and suggests how academics may be able to better engage with them as a result of this."

I would temper this slightly. I suggest to the authors that instead they state:

"This paper describes a preliminary small-scale study to assess which science communication outputs the public may like to see, and suggests how academics may be able to better engage with them, within their own personal constraints, as a result of this.

With the methods section:

The questionnaire raises some interesting questions. Would the authors be prepared to share why they chose these particular questions? This may help others who may be considering undertaking similar research into other aspects of science communication.

With the results section:

The authors state:

"The majority of respondents agreed that they were interested in science (87.5%), with only 7.1% stating the opposite." How does this compare to MORI surveys carried out every four years in the UK that asked similar questions?

<https://www.ipsos-mori.com/researchpublications/researcharchive/3357/Public-Attitudes-to-Science-2014>

Figure 1 I suggest replacing theme with themes.

The authors state that "One respondent had mixed views about these aspects, noting that whilst science allows people to discover the unknown, the 'dogma' of science and the inability to access scientific literature made it difficult for people to interact with", would they consider illustrating this with a quote from the material?

The authors suggest that interestingly, the top four are all online methods of communication, and represent all of the online options provided. Academics too are actively engaged with social media to network, discuss, plan and carry out studies, with 80–90% of research scientists being at least aware of Twitter and Facebook. This rich and existing community of academics could therefore be utilised more frequently and imaginatively to engage members of the public. This is an interesting comment and I know a lot of scientists would be glad to hear this. However I suggest that the authors temper this by stating...'in this study'. It is worth remembering that respondents to the survey were contacted via online/ social media and you may be getting the views of the online-literate members of society that might not reflect the wider non-social media society.

I wonder about the concept hinted at in the introduction, that academics practising science communication and engagement appear to favour these types of activities for public engagement events. I think there are many scientists who are turning to online indirect methods of sci comm to share areas of personal and wider science interest. Do the authors know if anything has been written about this at all? As a keen online provider of science material and functioning within these type of communities I wonder if I am seeing the result of my own biases as I feel all scientists are equally engaged this way as the community is vibrant and active and perhaps masks a wider science community that doesn't engage in this way. I am also intrigued that if this appears to be a preferred way for non-scientists to engage with science what does that mean for two-way engagement?

Finally "Despite the interesting opportunities for active involvement that citizen science and crowd sourcing can offer" As someone actively involved in a citizen science project myself, I am intrigued by this result. It is thought provoking and deserves further attention.

There are some interesting finding within this publication especially within the context of the deficit/fully engaged models that have framed the science communication discipline and community. I recommend that is is indexed.

I have read this submission. I believe that I have an appropriate level of expertise to confirm that it is of an acceptable scientific standard.

Competing Interests: No competing interests were disclosed.
