





















OPEN

Author Correction: Stem cell architecture drives myelodysplastic syndrome progression and predicts response to venetoclax-based therapy

Irene Ganan-Gomez , Hui Yang, Feiyang Ma , Guillermo Montalban-Bravo, Natthakan Thongon, Valentina Marchica, Guillaume Richard-Carpentier, Kelly Chien , Ganiraju Manyam , Feng Wang, Ana Alfonso, Shuaitong Chen, Caleb Class , Rashmi Kanagal-Shamanna , Justin P. Ingram, Yamini Ogoti, Ashley Rose, Sanam Loghavi , Pamela Lockyer, Benedetta Cambo, Muharrem Muftuoglu , Sarah Schneider , Vera Adema , Michael McLellan , John Garza, Matteo Marchesini, Nicola Giuliani , Matteo Pellegrini , Jing Wang , Jason Walker , Ziyi Li , Koichi Takahashi , Joel D. Levenson, Carlos Bueso-Ramos, Michael Andreeff , Karen Clise-Dwyer, Guillermo Garcia-Manero  and Simona Colla 

Correction to: *Nature Medicine* <https://doi.org/10.1038/s41591-022-01696-4>, published online 3 March 2022.

In the version of this article initially published, the name of the Edward P. Evans Foundation was shown incorrectly in the first sentence of the Acknowledgements. The name has been corrected in the HTML and PDF versions of the paper.



Open Access This article is licensed under a Creative Commons Attribution 4.0 International License, which permits use, sharing, adaptation, distribution and reproduction in any medium or format, as long as you give appropriate credit to the original author(s) and the source, provide a link to the Creative Commons license, and indicate if changes were made. The images or other third party material in this article are included in the article's Creative Commons license, unless

indicated otherwise in a credit line to the material. If material is not included in the article's Creative Commons license and your intended use is not permitted by statutory regulation or exceeds the permitted use, you will need to obtain permission directly from the copyright holder. To view a copy of this license, visit <http://creativecommons.org/licenses/by/4.0/>.

Published online: 28 April 2022

<https://doi.org/10.1038/s41591-022-01827-x>

© The Author(s) 2022