



Burnout Among Saudi Radiological Sciences Undergraduate Students During COVID-19 Pandemic: A Cross-Sectional Study

Khalid M Alshamrani ¹⁻³, Abdulkader A Alkenawi¹⁻³, Reham Kaifi¹⁻³, Shaza Alsharif¹⁻³, Abdulaziz S Merdah¹, Wael E Munshi¹, Ahmed K Alattas¹, Majid Althaqafy¹⁻³, Abdulaziz A Qurashi⁴, Walaa M Alsharif ⁴, Ali S Alshareef¹⁻³

¹College of Applied Medical Sciences, King Saud Bin Abdulaziz University for Health Sciences, Jeddah, Saudi Arabia; ²King Abdullah International Medical Research Center, Jeddah, Saudi Arabia; ³Ministry of the National Guard - Health Affairs, Jeddah, Saudi Arabia; ⁴Diagnostic Radiology Technology, College of Applied Medical Sciences, Taibah University, Madinah, Saudi Arabia

Correspondence: Khalid M Alshamrani, College of Applied Medical Sciences, King Saud bin Abdulaziz University for Health Sciences, P. O. Box 9515, Internal Mail Code 6610, Jeddah, 21423, Saudi Arabia, Tel +966 12-2266666 Ext. 46396, Email alshamranik@ksau-hs.edu.sa

Background: The novel Coronavirus Disease 2019 (COVID-19) pandemic has posed unprecedented new stressors and challenges to the applied health sciences' education. This study explored the prevalence of burnout among Saudi radiological sciences students at King Saud bin Abdulaziz University for Health Sciences during the COVID-19 pandemic.

Methods: A cross-sectional study was conducted between November and December 2020 among 176-Saudi radiological sciences students, using the 16-item questionnaire of Maslach Burnout Inventory-General Survey for Students and through non-probability convenient sampling technique. The 16 items of the questionnaire were scored on a 7-point frequency rating scale ranging from 0 (never) to 6 (every day) and consisted of three distinct burnout dimensions/subscales: a) emotional exhaustion (5-items), cynicism (5-items), and professional efficacy (6-items). The means of individual items that make up each scale of burnout were calculated, and statistical analysis was performed using the Mann-Whitney *U*-test.

Results/Observations/Findings: From the 176-radiological sciences students approached, 96 (54.5%) completed the questionnaire. The percentage of students who were at moderate to high risk of burnout was 70.8% for emotional exhaustion, 75% for cynicism, and 74% for professional efficacy subscales. Emotional exhaustion was significantly higher among fourth-year students ($P = 0.042$), than third-year students. Cynicism was significantly higher among fourth-year female students ($P = 0.035$), than third-year female students. The professional efficacy was significantly lower among fourth-year female students ($P = 0.007$) than males.

Conclusion: Our study shows 73.3% moderate to high burnout rates among Saudi radiological sciences students during the COVID-19 pandemic. Burnout increases as students advance to the fourth year. A block/modular curriculum structure for fourth-year courses may be necessary to reduce burnout among fourth-year students. Academic counseling can ease students' emotional stress and reduce burnout risk.

Keywords: burnout syndrome, COVID-19 pandemic, psychological resilience, health education, Kingdom of Saudi Arabia, radiologic technology

Introduction

Herbert Freudenberger introduced the term "burnout" in 1974, describing the condition as "lack of motivation, emotional exhaustion, and cynicism."¹ Burnout is characterized by three main elements including exhaustion, cynicism, and reduced professional efficacy in the workplace.² Medical-related research on burnout syndrome has increased greatly in recent years due to its adverse effect on health-care workers as well as health sciences students. The symptoms of burnout may adversely affect the academic life of students through incompetence and unwillingness to exert effort.³ Besides decreasing students' concentration and attention, burnout can also lead to absenteeism, negligence, cheating

during exams, withdrawal from the program and an increase in medical errors during clinical rotations.⁴⁻⁶ Burnout may also increase the risk of drug abuse and suicide among students.^{7,8} Additionally, the fear of examinations, insufficient leisure time, and high parental expectations can also contribute to a buildup of stress, resulting in burnout.⁹

The curriculum of Radiological Sciences (RADS) program at the College of Applied Medical Sciences (CoAMS) in King Saud bin Abdulaziz University for Health Sciences (KSAU-HS), Kingdom of Saudi Arabia (KSA) is designed to provide high quality of undergraduate education and maximize the students' potential through intensive instructional and practical training. It is a four-year tracks-based program offered in three different cities/campuses within the KSA, in which three specialization pathways are incorporated including: a) Computed Tomography and Magnetic Resonance Imaging (CT & MRI) track; b) Vascular and Interventional Radiology (VIR) track, and c) Ultrasound (US) track. RADS' curriculum study plan offers preprofessional science and health courses to students during their first two years, after which students begin their professional studies in the third year (block/modular curriculum structure) and fourth year of the program (traditional semester structure). RADS' curriculum incorporates a variety of instructional methods, such as interactive lectures, practical sessions, problem-based learning (PBL) and team-based learning (TBL), group discussions, and case studies. Additionally, RADS programs offer various field/clinical experiences during the third and fourth years of the program that provide students with hands-on training.

With the outbreak of the novel Coronavirus Disease 2019 (COVID-19), applied health sciences student' education is facing an unprecedented set of challenges and stressors.¹⁰ The psychological impact of the COVID-19 pandemic on students due to the closure of schools and facilities around the world is an important topic that needs further exploration.^{11,12} Burnout prevalence of 46% was reported among 154 medical students during COVID-19 pandemic on one of the largest medical schools in Mexico.¹¹ Moreover, burnout prevalence was reported to be lower among university students in low- and middle-income countries during the COVID-19 pandemic as compared to the burnout prevalence observed before the COVID-19 pandemic.¹³

In the KSA, burnout has been reported in several studies among physicians, residents, nurses, radiographers and physiotherapists,¹⁴⁻¹⁹ and also among undergraduate students of various health specialties including medical and dental students, health and rehabilitation sciences, nursing, and pharmacy students.^{3,20-24} However, no study has been conducted to examine the prevalence of burnout among radiological sciences students in the KSA.

Thus, the aim of this study was to assess the prevalence of burnout among radiological sciences students during COVID-19 pandemic using Maslach Burnout Inventory-General Survey for Students MBI-GS (S) within three campuses applied medical sciences college system in the KSA. The specific objective was to measure the levels of burnout among Saudi 3rd and 4th year male and female radiological sciences students.

Material and Methods

Participants and Procedure

A cross-sectional study was conducted between November and December 2020 among RADS students enrolled in COAMS at the three campuses of KSAU-HS using non-probability convenient sampling technique. All students (n = 176) from third and fourth year were approached via email invitation. The online questionnaire was administered using electronic survey tool (ie, Google form).

Data Collection

The students were asked to complete the previously used and validated Maslach Burnout Inventory-General Survey for Students MBI-GS (S).²⁵ The 16-item MBI-GS (S) is used to measure the levels of burnout in students and consists of three distinct burnout dimensions/subscales: a) emotional exhaustion (5-items), which assesses feelings of severe fatigue caused by study demands and represents the stress component of burnout; 2) cynicism (5-items), which assesses student's mental indifferent or distant attitude towards his/her studies or emotional detachment from other students at an academic setting, and represents the interpersonal component of the syndrome; and 3) professional efficacy (6-items), which assesses feelings of decline in one's competence and productivity and satisfaction with past and present accomplishments, and represents the self-evaluation component of burnout.^{21,26}

Measurement of Burnout

All items are scored on a 7-point frequency rating scale ranging from 0 (never) to 6 (every day). For each respondent. The three subscale scores were calculated and interpreted separately. The subscale scoring was calculated using two methods (ie, summation “SUM”, and Average “AVE”), as described in Maslach et al 2018.²⁶ These two methods were used to comparing results to many recent publications. For both methods, higher scores in the exhaustion and cynicism scales indicate higher degrees of burnout, whereas lower scores in the professional efficacy scale indicate higher degrees of burnout. Scores of each dimension of burnout are then determined by calculating the arithmetic means of individual items making up each scale of burnout. The score for each burnout subscale is categorized into “low”, “moderate”, or “high”, according to the lower (ie, scoring in the 25th percentile or lower), medium (ie, scoring between the 25th and 75th percentile), and upper quartile (ie, scoring in the 75th percentile or higher) of the score-distribution.^{27,28}

Ethical Consideration

This research was approved by the local institutional review board (IRB) authority. Participation was voluntary and written informed consent was obtained before filling the questionnaire. Anonymity and confidentiality were maintained throughout as the Microsoft Excel file exported from the electronic survey tool is a) password protected and b) does not reveal any subject identification attributes.

Statistical Analyses

Statistical analysis consisted of four steps. First, descriptive statistics (mean “ μ ” and standard deviation “SD” or “ σ ”) of the scores were generated. Second, cronbach’s alpha test was used to examine the internal consistency for exhaustion, cynicism, and professional efficacy. Third, shapiro wilk test was used to examine data (ie, scores) normality. Fourth, Mann–Whitney U nonparametric test was used to examine any difference between groups in score means (ie, male vs female and third year vs fourth year students). All analyses were conducted using SPSS version 23 and at a statistical significance level of 0.05.

Results

Out of 176 RADs undergraduate students enrolled in CoAMS, 96 [3rd year = 38 (25 male; 13 female), 4th year = 58 (26 male; 32 female) students] of them agreed to participate, resulting in a 54.5% overall response rate. Of the 58 fourth-year students participating, 46 (77.3%) were enrolled in the CT & MRI track, 9 (15.5%) in the ultrasound track, and 3 (5.2%) in the VIR track. There was also no statistically significant difference in the mean scores of fourth-year students between tracks on all items comprising the emotional exhaustion, cynicism, and professional efficacy dimensions. Descriptive and inferential statistics of the 96 RADS undergraduate students are shown in Table 1. Internal consistencies (Cronbach’s alpha) for the three subscales of MBI-GS (S) of the whole sample were good and acceptable ($\alpha > 0.70$) “exhaustion (3rd year $\alpha = 0.78$; 4th year $\alpha = 0.85$), cynicism (3rd year $\alpha = 0.73$; 4th year $\alpha = 0.76$), and professional efficacy (3rd year $\alpha = 0.825$; 4th year $\alpha = 0.83$).

Male vs Female

The mean scores of burnout dimensions among RADs male and female students are shown in Figure 1, the supporting numerical data is listed in Table 1. Third-year male and female students’ emotional exhaustion mean scale scores were (17.0 ± 6.3 and 13.7 ± 8.6 , respectively), showing no statistically significant difference ($P = 0.18$) between groups (ie, male vs female). Fourth-year male and female students’ emotional exhaustion mean scale scores were (18.0 ± 6.5 and 20.3 ± 7.0 , respectively), with no statistically significant difference ($P = 0.16$). Additionally, there was no statistically significant difference between the mean scores of male and female students (ie, third year and fourth year) for each individual item making up the emotional exhaustion dimension.

Third-year male and female students’ cynicism mean scale scores were (13.8 ± 6.8 and 10.3 ± 7.1 , respectively), whereas fourth-year male and female students’ mean scale scores were (13.0 ± 6.0 and 16.3 ± 7.6 , respectively) showing no statistically significant difference between groups (ie, male vs female) with p-values of 0.15 for third-year students

Table 1 Descriptive and Inferential Statistics of MBI-General Survey for Students MBI-GS (S)

MBI-GS (S) Scale /Item		Third Year RADs Students					Fourth year RADs Students				
		Burnout Level (Mean ± SD)			P-value Male vs Female	Cronbach's Alpha	Burnout Level (Mean ± SD)			P-value Male vs Female	Cronbach's Alpha
		Total (n = 38)	Male (n = 25)	Female (n = 13)			Total (n = 58)	Male (n = 26)	Female (n = 32)		
Exhaustion	SUM method	15.9± 7.2	17.0± 6.3	13.7± 8.6	0.18	-	19.3± 6.8	18.0± 6.5	20.3± 7.0	0.16	-
	AVE method	3.2± 0.2	3.4± 0.2	2.7± 0.3	0.18	-	3.9± 0.2	3.6± 0.3	4.1± 0.2	0.16	-
Item 1		3.0± 1.9	3.0± 1.9	3.1± 1.9	0.85	0.780	3.8± 1.6	3.5± 1.6	4.0± 1.6	0.3	0.853
Item 2		3.5± 1.8	3.7± 1.7	3.0± 1.8	0.26		4.0± 1.5	4.0± 1.6	3.8± 2.0	0.86	
Item 3		3.1± 2.1	3.2± 2.0	2.8± 2.4	0.62		3.6± 2.0	3.3± 2.0	3.8± 2.0	0.27	
Item 4		3.2± 2.0	3.6± 1.9	2.5± 2.0	0.09		4.2± 1.8	3.9± 1.9	4.4± 1.7	0.35	
Item 6		3.1± 2.1	3.5± 2.2	2.4± 1.9	0.1		3.8± 1.7	3.4± 1.6	4.1± 1.7	0.14	
Cynicism		12.6± 7.0	13.8± 6.8	10.3± 7.1	0.15		-	14.8± 7.1	13.0± 6.0	16.3± 7.6	
	SUM method	12.6± 7.0	13.8± 6.8	10.3± 7.1	0.15	-	14.8± 7.1	13.0± 6.0	16.3± 7.6	0.07	-
	AVE method	2.5± 0.9	2.8± 1.0	2.1± 0.9	0.15	-	3.0± 0.9	2.6± 1.0	3.3± 0.8	0.07	-
Item 8		2.0± 2.0	2.1± 2.2	1.9± 1.8	0.98	0.726	2.4± 2.1	1.9± 1.9	2.8± 2.1	0.1	0.756
Item 9		2.4± 2.1	2.2± 2.1	2.7± 2.2	0.52		2.8± 2.0	2.5± 2.0	3.1± 1.9	0.28	
Item 13		4.1± 1.9	4.5± 1.8	3.2± 2.0	0.045		4.5± 1.8	4.3± 1.9	4.7± 1.7	0.67	
Item 14		2.3± 2.1	2.9± 2.1	1.3± 2.1	0.044		2.7± 2.0	2.4± 2.0	3.0± 2.1	0.27	
Item 15		1.8± 2.0	2.2± 2.0	1.2± 1.7	0.15		2.4± 2.0	1.8± 1.7	2.8± 2.2	0.09	

Professional Efficacy	SUM method	24.0± 8.2	24.8± 6.4	22.5± 10.9	0.97	-	23.3± 8.3	26.1± 7.9	21.1± 8.0	0.007	-
	AVE method	4.0± 0.4	4.1± 0.3	3.7± 0.6	0.97	-	3.9± 0.3	4.3± 0.4	3.5± 0.3	0.007	-
Item 5		4.1± 1.8	4.2± 1.5	3.7± 2.2	0.65		3.8± 1.7	3.9± 1.5	3.3± 2.2	0.27	
Item 7		3.6± 1.9	3.9± 1.8	3.1± 1.8	0.2		3.6± 1.8	4.2± 1.6	3.1± 1.8	0.01	
Item 10		4.2± 1.9	4.2± 1.9	4.2± 2.0	0.92	0.825	4.1± 1.9	4.7± 1.8	3.7± 2.0	0.02	0.831
Item 11		4.4± 1.8	4.5± 1.7	4.3± 2.1	0.76		4.3± 2.0	4.7± 1.6	3.9± 2.2	0.15	
Item 12		3.4± 2.0	3.7± 2.1	3.0± 1.9	0.31		3.6± 1.9	4.0± 1.9	3.3± 1.9	0.15	
Item 16		4.2± 1.9	4.3± 1.7	4.2± 2.2	0.84		4.2± 1.7	4.7± 1.7	3.8± 1.6	0.03	

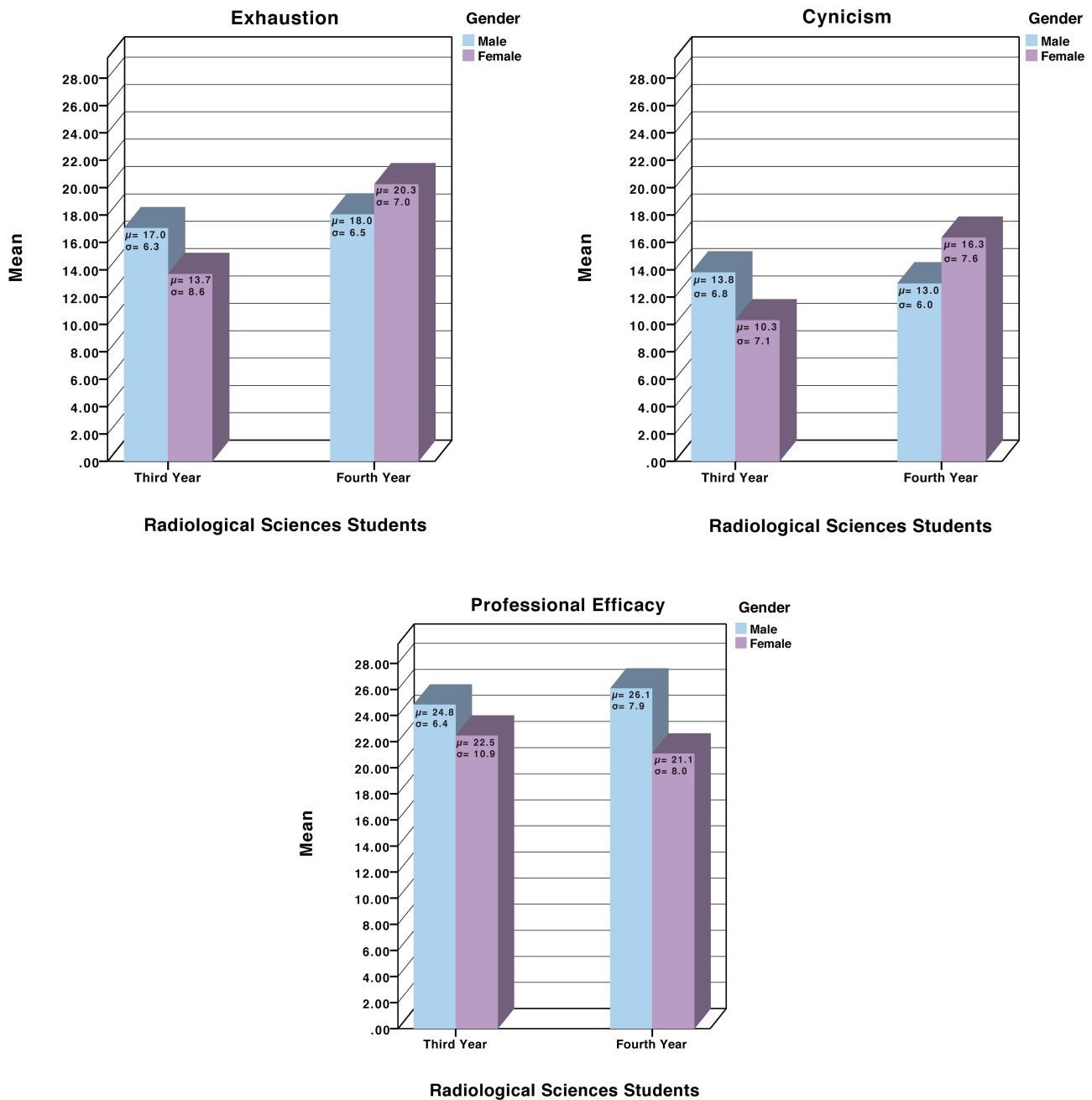


Figure 1 Mean scores of burnout dimensions among radiological sciences undergraduate male and female Students.

and 0.07 for fourth-year students. Third-year male students’ cynicism means scores for items 13 (ie, I just want to get my work done and not be bothered) and 14 (ie, I have become more cynical about whether my university work contributes anything) were significantly higher compared to female students ($P = 0.045$, and 0.044 , respectively), indicating that male students were more cynical than females. There was no statistically significant difference between the mean scores of third year male and female students on the other items making up the cynicism dimension. Additionally, there was no statistically significant difference between the mean scores of fourth year male and female students on all items making up the cynicism dimension.

Third-year male and female students’ professional efficacy mean scale scores were (24.8 ± 6.4 and 22.5 ± 10.9 , respectively), showing no statistically significant difference between groups (ie, male vs female) ($P = 0.97$). In contrast, fourth-year male and female students’ professional efficacy mean scale scores were (26.1 ± 7.9 and 21.1 ± 8.0 ,

respectively), showing statistically significant difference between groups ($P = 0.007$), and indicating higher burnout levels for females. Fourth-year female students' professional efficacy means scores for items 7 (ie, I feel I am making an effective contribution in class), 10 (ie, In my opinion, I am a good student) and 16 (ie, While working at the university, I feel confident that I am effective at getting things done) were significantly lower compared to male students ($P = 0.01$, 0.01 , and 0.02 , respectively). There was no statistically significant difference between the mean scores of fourth year male and female students on the other items making up the professional efficacy dimension. Additionally, there was no statistically significant difference between the mean scores of third year male and female students on all items making up the professional efficacy dimension.

Third Year vs Fourth-Year Students

Fourth-year students' emotional exhaustion mean scale score was 19.3 ± 6.8 indicating significant higher burnout levels ($P = 0.042$), compared to third-year students' mean scale score of 15.9 ± 7.2 Table 1. Furthermore, the fourth-year students emotional exhaustion mean scores for items 1, and 4 were significantly different compared to third-year students ($P = 0.049$, and 0.022 , respectively). Fourth-year female students' emotional exhaustion means scores for items 1 (ie, I feel emotionally drained by my studies), 4 (ie, Attending classes all day is really a strain for me), and 6 (I feel burned out from my studies) were significantly higher compared to third-year female students ($P = 0.05$, 0.005 , and 0.014 , respectively). There was no statistically significant difference between the mean scores of third year and fourth-year female students on the other items making up the emotional exhaustion dimension. Additionally, there was no statistically significant difference between the mean scores of third year and fourth-year male students on all items making up the emotional exhaustion dimension.

Fourth-year female students' cynicism mean scale score was 16.3 ± 7.6 indicating significant higher burnout levels ($P = 0.035$), compared to third-year female students' mean scale score of 10.3 ± 7.1 . Fourth-year female students' cynicism means scores for items 13 (ie, I just want to get my work done and not be bothered) and 14 (ie, I have become more cynical about whether my university work contributes anything), and 15 (ie, I doubt the significance of my studies) were significantly higher compared to third-year female students ($P = 0.006$, 0.014 , and 0.016 , respectively). There was no statistically significant difference between the mean scores of third year and fourth-year female students on the other items making up the cynicism dimension. Additionally, there was no statistically significant difference between the mean scores of third year and fourth-year male students on all items making up the cynicism dimension. There was also no statistically significant difference between the mean scores of third year and fourth year (male and female) students on all items making up the professional efficacy dimension.

Interpretation of MBI-GS (S) Scores

Table 2 summarizes the classification cut-off values of MBI-GS (S) scales' scores for all radiological sciences' undergraduate students into low, moderate, or high risk of burnout; the interpretation of MBI-GS (S) scales' scores for all students is listed in Table 3. For the whole sample, the percentage of students who were at moderate to high risk of burnout for emotional exhaustion, cynicism, and professional efficacy were 70.8%, 75% and 74%, respectively; the percentage of male students who were at moderate to high risk of burnout for emotional exhaustion, cynicism, and professional efficacy were 70.6%, 78.4% and 62.8%, respectively; and the percentage of female students who were at moderate to high risk of burnout for emotional exhaustion, cynicism, and professional efficacy were 71%, 71.1% and 86.7%, respectively.

For fourth year RADS students, the percentage of students who were at moderate to high risk of burnout for emotional exhaustion, cynicism, and professional efficacy were 74.1%, 63.8% and 72.4%, respectively; the percentage of male students who were at moderate to high risk of burnout for emotional exhaustion, cynicism, and professional efficacy were 69.2%, 57.7% and 57.7%, respectively; and the percentage of female students who were at moderate to high risk of burnout for emotional exhaustion, cynicism, and professional efficacy were 78.1%, 68.75% and 84.4%, respectively.

For third year RADS students, the percentage of students who were at moderate to high risk of burnout for emotional exhaustion, cynicism, and professional efficacy were 68.4%, 73.6% and 71%, respectively; the percentage of male

Table 2 Categorization of MBI-GS Scores for Radiological Sciences Undergraduate Students

Domain		Number of Items	Calculation Methods	Max. Score	High	Moderate	Low
Exhaustion	Total students (n = 96; Male n = 51, Female n = 45)	5	Summation (SUM) Average (AVE)	30 6	≥ 24 ≥ 4.8	12.1–23.9 2.5–4.7	≤ 12 ≤ 2.4
Cynicism		5	Summation (SUM) Average (AVE)	30 6	≥ 18 ≥ 3.6	8.76–17.9 1.76–3.5	≤ 8.75 ≤ 1.75
Professional Efficacy		6	Summation (SUM) Average (AVE)	36 6	≤ 19 ≤ 3.2	19.1–29.9 3.3–4.9	≥ 30 ≥ 5
Exhaustion	Fourth year students (n = 58; Male n = 26, Female n = 32)	5	Summation (SUM) Average (AVE)	30 6	≥ 24 ≥ 4.8	13.25–23.9 2.7–4.9	≤ 13.25 ≤ 2.6
Cynicism		5	Summation (SUM) Average (AVE)	30 6	≥ 19 ≥ 3.8	10.1–18.9 2.1–3.7	≤ 10 ≤ 2
Professional Efficacy		6	Summation (SUM) Average (AVE)	36 6	≤ 17.25 ≤ 2.8	17.26–28.8 2.9–4.7	≥ 29 ≥ 4.8
Exhaustion	Third year students (n = 38; Male n = 25, Female n = 13)	5	Summation (SUM) Average (AVE)	30 6	≥ 22.75 ≥ 4.6	12.1–22.74 2.3–4.5	≤ 11 ≤ 2.2
Cynicism		5	Summation (SUM) Average (AVE)	30 6	≥ 16 ≥ 3.2	8–15 1.6–3.1	≤ 7.25 ≤ 1.4
Professional Efficacy		6	Summation (SUM) Summation (SUM)	36 30	≤ 21.25 ≥ 22.75	22–29 12.1–22.74	≥ 30 ≤ 11

students who were at moderate to high risk of burnout for emotional exhaustion, cynicism, and professional efficacy were 84%, 84% and 68%, respectively; and the percentage of female students who were at moderate to high risk of burnout for emotional exhaustion, cynicism, and professional efficacy were 38.5%, 53.9% and 76.9%, respectively.

Discussion

This study revealed the following main findings: a) the percentage of students who were at moderate to high risk of burnout for emotional exhaustion, cynicism, and professional efficacy were 70.8%, 75% and 74%, respectively, b) the mean scores for emotional exhaustion and cynicism were higher than the MBI-GS norms, and the mean scores for professional efficacy were lower (Table 4),²⁶ c) third year male students were more cynical than females, d) fourth year female students showed higher feelings of incompetence compared to males, e) fourth year students showed higher feelings of exhaustion compared to third year students, and f) fourth year female students were more cynical than third year females.

In this study, burnout was described by its main three elements: feelings of exhaustion due to study demands, mental detachment toward one's study, and feeling incompetent as a radiological sciences student. Burnout is considered when students report high emotional exhaustion and cynicism values, but low professional efficacy values. To the best of our knowledge, this is the first study to measure burnout among RADS students in Saudi Arabia. A significant change has taken place in the RADs educational program as a result of the COVID-19 pandemic. A transition from physical classroom delivery to online delivery of education has been made, internships have been postponed or cancelled, and clinical visits have been suspended, leaving students feeling anxious and distressed about the uncertainty of their educational futures. Additionally, the pandemic has disrupted the preparation for RADs licensure examination and research as well as the opportunities to acquire clinical skills. Such disruptions may have contributed to the burnout levels reported among medical students.^{10,29–31}

Table 3 Interpretation of MBI-GS Subscale Scores for Radiological Sciences Undergraduate Students

Sub-Scale			Number (%)		
			High	Moderate	Low
Exhaustion	All students	Total (N = 96)	25 (26)	43 (44.8)	28 (29.2)
		Male (N = 51)	9 (17.6)	27 (53)	15 (29.4)
		Female (N = 45)	16 (35.5)	16 (35.5)	13 (29)
Cynicism		Total (N = 96)	28 (29.2)	44 (45.8)	24 (25)
		Male (N = 51)	13 (25.5)	27 (52.9)	11 (21.6)
		Female (N = 45)	15 (33.3)	17 (37.8)	13 (28.9)
Professional Efficacy		Total (N = 96)	24 (25)	47 (49)	25 (26)
		Male (N = 51)	11 (21.6)	21 (41.2)	19 (37.2)
		Female (N = 45)	13 (28.9)	26 (57.8)	6 (13.3)
Exhaustion	Fourth year students	Total (N = 58)	17 (29.3)	26 (44.8)	15 (25.9)
		Male (N = 26)	4 (15.4)	14 (53.8)	8 (30.8)
		Female (N = 32)	13 (40.6)	12 (37.5)	7 (21.9)
Cynicism		Total (N = 58)	16 (27.6)	21 (36.2)	21 (36.2)
		Male (N = 26)	4 (15.4)	11 (42.3)	11 (42.3)
		Female (N = 32)	12 (37.5)	10 (31.25)	10 (31.25)
Professional Efficacy		Total (N = 58)	15 (25.9)	27 (46.5)	16 (27.6)
		Male (N = 26)	5 (19.2)	10 (38.5)	11 (42.3)
		Female (N = 32)	10 (31.3)	17 (53.1)	5 (15.6)
Exhaustion	Third year students	Total (N = 38)	10 (26.3)	16 (42.1)	12 (31.6)
		Male (N = 25)	7 (28)	14 (56)	4 (16)
		Female (N = 13)	3 (23.1)	2 (15.4)	8 (61.5)
Cynicism		Total (N = 38)	14 (36.8)	14 (36.8)	10 (26.4)
		Male (N = 25)	8 (32)	13 (52)	4 (16)
		Female (N = 13)	6 (46.1)	1 (7.8)	6 (46.1)
Professional Efficacy		Total (N = 38)	10 (26.3)	17 (44.7)	11 (29)
		Male (N = 25)	7 (28)	10 (40)	8 (32)
		Female (N = 13)	3 (23.1)	7 (53.8)	3 (23.1)

Table 4 Means (M) and Standard Deviations (SD) for the MBI-GS (S) Scales Using Method 2 (AVE) for Scoring

	Radiological Sciences (RADs) Students						*International Norms		
	3rd Year			4th Year			Exhaustion	Cynicism	Professional Efficacy
MBI-GS (S) Scale	Exhaustion	Cynicism	Professional Efficacy	Exhaustion	Cynicism	Professional Efficacy			
Number (n)	38			58			47,800	47,752	47,843
Mean (M)	3.2	2.5	4.0	3.9	3.0	3.9	2.26	1.74	4.34
Standard Deviation (SD)	0.2	0.9	0.4	0.2	0.9	0.3	1.47	1.36	1.17

Note: *The international databases combine data that several international scholars collected from 1996 to 2015 and are outlined in Maslach C.²⁶

Although the overall response rate is considered excellent, the majority (77.3%) of responses were from students enrolled in the CT & MRI track, followed by 15.5% and 5.2% from students enrolled in the ultrasound and VIR tracks, respectively. The reason for this is because the CT & MRI track is available across all campuses, while the ultrasound

and VIR tracks are available only at one campus. We were unable to compare our findings with other local studies within the context of radiological sciences since no such study has ever been carried out in Saudi Arabia prior to our work. Rather, we compared our findings with local studies that examined burnout among medical, dental, pharmacy, health sciences, and nursing Saudi students.

The results showed similar burnouts' subscales proportionality and prevalence for RADS students within the high-risk group; 25 (26%) of RADS students had high levels of emotional exhaustion, 28 (29%) had high levels of cynicism, and 24 (25%) had low levels of professional efficacy. In comparison, these levels were lower than those reported for 249 Saudi medical students admitted in the same institution, and 632 Saudi medical students admitted in different institutions.^{20,21}

Previous studies have reported a larger proportion of Saudi female medical students exhibiting higher emotional exhaustion than their male counterparts; these studies further reported comparable prevalence within the high-risk group between Saudi female and male medical students for the cynicism and professional efficacy domains.^{20,21} Similarly, our findings revealed a larger proportion (35.5%) of the RADS female students were suffering from high emotional exhaustion, compared to 18% for males; our findings also revealed comparable proportionality between RADS female and male students within the high-risk group for the cynicism and professional efficacy domains (Table 3). In our study, we found that third year RADS male students were more cynical than female students. Furthermore, fourth year female students showed higher feelings of incompetence compared to males. In contrast, gender was not a predictor of cynicism and was not associated with academic efficiency among Saudi medical students.²¹

The findings of this study revealed that fourth-year students (ie, specifically females), showed higher levels of burnout than third-year students. In addition to feeling emotionally drained by their study load, and stressed from being in classes all day, fourth-year students have more cynical attitudes and doubts about the significance of university work. These findings support previous studies suggesting that student burnout increases as students advance in classes,³²⁻³⁴ and contradict a study reporting that the level of burnout diminishes as the Saudi medical students advance from pre-clinical to clinical years.²⁰ These study findings may be attributed to the nature of the traditional fourth-year curriculum delivery, which involves students enrolled in four different theoretical and practical courses over the course of a semester, which are typically delivered under tight time constraints, where students are likely to experience high stress and burnout. The third-year curriculum, on the other hand, incorporates a block system (ie, block curriculum delivery) where students take only two courses at a time to fully understand the content area before advancing to the next module, which may enhance students' motivation and interest. The higher burnout levels experienced by fourth year students than those of the third year may necessitate a curriculum transition from the traditional semester-based structure to block/modular structure for RADS fourth-year courses, without making any other significant changes to the curriculum design or content. Despite the benefits of both types of curriculum delivery, the block/modular format allows better student focus, helps students to understand the amount of material to be learned, unburdens students and allows them to devote more time to their studies, and is more appropriate for clinical courses.³⁵ The degree of burnout among Saudi students enrolled in the colleges of pharmacy, dentistry, health and rehabilitation sciences, and nursing has been attributed to differences in the curriculum structure, which affects stress levels and increases burnout.³

Limitations

The limitations of this study stem from not investigating the etiological factors associated with burnout. Additionally, the lower sample size of RADS 4th year students enrolled in the ultrasound and VIR tracks may have limited "between tracks" comparison. Additionally, the non-probability sampling may limit the generalizability of our findings. Furthermore, the results of this study are purely descriptive and therefore have limited the ability to establish cause and effect relationships. Further studies should be carried out to explore and determine the factors linked with burnout among RADS students. There should be also more burnout descriptive studies conducted over this pandemic period among university students to identify how COVID-19 pandemic may adversely affect the wellbeing of students. Future studies exploring the prevalence of burnout among RADS students post COVID-19 era would be of interest to the authors.

Conclusion

Our study shows 73.3% moderate to high burnout rates among RADS students. A greater proportion of RADS fourth year female students reported high levels of emotional exhaustion as compared to their male and third year

counterparts. The burnout rate increases as RADS students advance from the third to the fourth year. Considering these findings and in addition to the significant disruption in the applied health sciences education as a result of COVID-19 pandemic, health sciences educators should pay greater attention to the mental health of students. A variety of preventative measures, including improving coping skills, providing targeted support, and increasing mental health awareness, are necessary. Academic counseling programs can greatly reduce students' emotional stress and therefore alleviate burnout symptoms. This topic requires further investigation in light of the findings of this study.

Abbreviations

RADS, Radiological Sciences; CoAMS, College of Applied Medical Sciences; KSAU-HS, King Saud bin Abdulaziz University for Health Sciences; KSA, Kingdom of Saudi Arabia; CT & MRI, Computed Tomography and Magnetic Resonance Imaging; VIR, Vascular and Interventional Radiology; US, Ultrasound; PBL, problem-based learning; TBL, team-based learning; COVID-19, Coronavirus Disease 2019; MBI-GS (S), Maslach Burnout Inventory-General Survey for Students; SUM, summation; AVE, average; μ , mean; SD or σ , standard deviation.

Data Sharing Statement

No further data will be shared.

Ethics and Consent

King Abdullah International Medical Research Center ethics committee approved this study (study number/ethics protocol number: SP20/304/J). We confirm that a written informed consent was obtained from the study participants and that the guidelines outlined in the Declaration of Helsinki were followed.

Acknowledgment

A preprint of this manuscript is deposited on Research Square with the following DOI: 10.21203/rs.3.rs-916493/v1.

Funding

This research did not receive any specific grant from funding agencies in the public, commercial, or not-for-profit sectors.

Disclosure

The authors declare no conflicts of interest in relation to this work.

References

1. Freudenberger HJ. Staff burn-out. *J Soc Issues*. 1974;30(1):159–165. doi:10.1111/j.1540-4560.1974.tb00706.x
2. Leiter MP, Maslach C, Frame K. Burnout. *Encyclopedia Clin Psychol*. 2015:1–7. doi:10.1002/9781118625392.wbepc142
3. Alshobaili AM, Alshallan HA, Alruwaili SH, et al. The impact of burnout on the academic achievement of Saudi female students enrolled in the colleges of health sciences. *Int J High Educ*. 2020;10(2):229. doi:10.5430/ijhe.v10n2p229
4. Wassif GO, Gamal-Eldin DA, Boulos DNK. Stress and burnout among medical students. *J High Inst Public Heal*. 2019;49(3):190–198. doi:10.21608/jhiph.2019.63794
5. Dyrbye LN, Thomas MR, Power DV, et al. Burnout and serious thoughts of dropping out of medical school & colon; A multi-institutional study. *Acad Med*. 2010;85(1):94–102. doi:10.1097/acm.0b013e3181e46aad
6. West CP, Huschka MM, Novotny PJ, et al. Association of perceived medical errors with resident distress and empathy: a prospective longitudinal study. *JAMA*. 2006;296(9):1071–1078. doi:10.1001/jama.296.9.1071
7. Galán F, Ríos-Santos JV, Polo J, Ríos-Carrasco B, Bullón P. Burnout, depression and suicidal ideation in dental students. *Medicina Oral Patología Oral Y Cirugía Bucal*. 2014;19(3):e206–e211. doi:10.4317/medoral.19281
8. Rotenstein LS, Ramos MA, Torre M, et al. Prevalence of depression, depressive symptoms, and suicidal ideation among medical students: a systematic review and meta-analysis. *JAMA*. 2016;316(21):2214–2236. doi:10.1001/jama.2016.17324
9. Saeed AA, Bahnassy AA, Al-Hamdan NA, Almudhaibery FS, Alyahya AZ. Perceived stress and associated factors among medical students. *J Fam Community Medicine*. 2016;23(3):166–171. doi:10.4103/2230-8229.189132
10. Khalafallah AM, Jimenez AE, Lam S, et al. Burnout among medical students interested in neurosurgery during the COVID-19 era. *Clin Neurol Neurosurg*. 2021;210:106958. doi:10.1016/j.clineuro.2021.106958
11. Jezzini-Martinez S, Quiroga-Garza A, Jacobo-Baca G, et al. COVID-19 causing burnout among medical students. *FASEB J*. 2021;35(S1). doi:10.1096/fasebj.2021.35.s1.04749

12. Kajjimu J, Kagwa MM, Bongomin F. Response to the letter to the editor regarding our feature “burnout and associated factors among medical students in a public university in Uganda: a cross-sectional study” [Response to Letter]. *Adv Medical Educ Pract.* 2021;12:281–283. doi:10.2147/amep.s309770
13. Kagwa MM, Kajjimu J, Sserunkuma J, et al. Prevalence of burnout among university students in low- and middle-income countries: a systematic review and meta-analysis. *PLoS One.* 2021;16(8):e0256402. doi:10.1371/journal.pone.0256402
14. Aldrees TM, Aleissa S, Zamakhshary M, Badri M, Sadat-Ali M. Physician well-being: prevalence of burnout and associated risk factors in a tertiary hospital, Riyadh, Saudi Arabia. *Ann Saudi Med.* 2013;33(5):451–456. doi:10.5144/0256-4947.2013.451
15. Al-Imam DM, Al-Sobayel HI. The prevalence and severity of burnout among physiotherapists in an Arabian setting and the influence of organizational factors: an observational study. *J Phys Ther Sci.* 2014;26(8):1193–1198. doi:10.1589/jpts.26.1193
16. Awajeh AM, Issa MR, Rasheed AM, Amirah MF. Burnout among critical care nurses in king Saud medical city (KSMC). *J Nurs Care.* 2018;7(2):1–5. doi:10.4172/2167-1168.1000450
17. Batayneh MH, Ali S, Nashwan AJ. The burnout among multinational nurses in Saudi Arabia. *Open J Nurs.* 2019;9(7):603–619. doi:10.4236/ojn.2019.97049
18. Alyousef K, Alharbi H, Alkharfi R, Philip W. Risk of burnout among radiographers in a large tertiary care hospital in Saudi Arabia. *J Hosp Administration.* 2019;8(4):38. doi:10.5430/jha.v8n4p38
19. Alyamani A, Alyamani L, Altheneyan F, et al. Prevalence of burnout among residents at King Abdulaziz Medical City in Riyadh, Saudi Arabia. *IJMRHS.* 2018;12(7):37–40.
20. Altannir Y, Alnajjar W, Ahmad SO, et al. Assessment of burnout in medical undergraduate students in Riyadh, Saudi Arabia. *BMC Med Educ.* 2019;19(1):34. doi:10.1186/s12909-019-1468-3
21. Shadid A, Shadid AM, Shadid A, et al. Stress, burnout, and associated risk factors in medical students. *Cureus.* 2020;12(1):e6633. doi:10.7759/cureus.6633
22. Aboalshamat K, Alzahrani M, Rabie N, et al. The relationship between burnout and perfectionism in medical and dental students in Saudi Arabia. *JDS.* 2017;2(5):122–127. doi:10.18231/2393-9834.2017.0029
23. Al-Jehani YM, Althwanay AM, Buainain HM, et al. Burnout prevalence and associated stressors in medical students of traditional and problem-based learning curricula in a Saudi University. *Saudi J Medicine Medical Sci.* 2020;8(2):125–132. doi:10.4103/sjmms.sjmms_301_19
24. Almalki SA, Almojali AI, Allothman AS, Masuadi EM, Alaqeel MK. Burnout and its association with extracurricular activities among medical students in Saudi Arabia. *Int J Medical Educ.* 2017;8:144–150. doi:10.5116/ijme.58e3.ca8a
25. Kitaoka-Higashiguchi K, Nakagawa H, Morikawa Y, et al. Construct validity of the maslach burnout inventory-general survey. *Stress Health.* 2004;20(5):255–260. doi:10.1002/smi.1030
26. Maslach C, Jackson SE, Leiter MP. *Maslach Burnout Inventory Manual.* 4th ed. Mind Garden, Inc.; 2018.
27. Brenninkmeijer V, VanYperen N. How to conduct research on burnout: advantages and disadvantages of a unidimensional approach in burnout research. *Occup Environ Med.* 2003;60(suppl 1):i16. doi:10.1136/oem.60.suppl_1.i16
28. Galán F, Sanmartín A, Polo J, Giner L. Burnout risk in medical students in Spain using the maslach burnout inventory-student survey. *Int Arch Occ Env Hea.* 2011;84(4):453–459. doi:10.1007/s00420-011-0623-x
29. Garcia RM, Reynolds RA, Weiss HK, et al. Letter: preliminary national survey results evaluating the impact of COVID-19 pandemic on medical students pursuing careers in neurosurgery. *Neurosurgery.* 2020;87(2):E258–E259. doi:10.1093/neuros/nyaa214
30. Rose S. Medical student education in the time of COVID-19. *JAMA.* 2020;323(21):2131. doi:10.1001/jama.2020.5227
31. Calhoun KE, Yale LA, Whipple ME, Allen SM, Wood DE, Tatum RP. The impact of COVID-19 on medical student surgical education: implementing extreme pandemic response measures in a widely distributed surgical clerkship experience. *Am J Surg.* 2020;220(1):44–47. doi:10.1016/j.amjsurg.2020.04.024
32. Dyrbye LN, Thomas MR, Huntington JL, et al. Personal life events and medical student burnout: a multicenter study. *Acad Med.* 2006;81(4):374–384. doi:10.1097/00001888-200604000-00010
33. El-Masry R, Ghreiz S, Helal R, Audeh A, Shams T. Perceived stress and burnout among medical students during the clinical period of their education. *Ibnosina J Medicine Biomed Sci.* 2013;5(4):179. doi:10.4103/1947-489x.210543
34. Salerno S, Tudisca C, Liberto FD, et al. The burnout phenomenon among student radiographers: a single centre experience. *G Ital Med Lav Ergon.* 2017;4(39):256–262.
35. Marinović D, Hren D, Sambunjak D, et al. Transition from longitudinal to block structure of preclinical courses: outcomes and experiences. *Croat Med J.* 2009;50(5):492–506. doi:10.3325/cmj.2009.50.492

Psychology Research and Behavior Management

Dovepress

Publish your work in this journal

Psychology Research and Behavior Management is an international, peer-reviewed, open access journal focusing on the science of psychology and its application in behavior management to develop improved outcomes in the clinical, educational, sports and business arenas. Specific topics covered in the journal include: Neuroscience, memory and decision making; Behavior modification and management; Clinical applications; Business and sports performance management; Social and developmental studies; Animal studies. The manuscript management system is completely online and includes a very quick and fair peer-review system, which is all easy to use. Visit <http://www.dovepress.com/testimonials.php> to read real quotes from published authors.

Submit your manuscript here: <https://www.dovepress.com/psychology-research-and-behavior-management-journal>