


 Cite this: *RSC Adv.*, 2022, 12, 7115

 Received 11th January 2022
 Accepted 23rd February 2022

DOI: 10.1039/d2ra00197g

rsc.li/rsc-advances

DABCO as a practical catalyst for aromatic halogenation with *N*-halosuccinimides†

 Haiyan Xu,^a Lanping Hu,^b Guanghua Zhu,^b Yueping Zhu,^a Yang Wang,^b Zheng-Guang Wu,^b You Zi^{*b} and Weichun Huang^b

A simple and practical synthetic approach for synthesis of aromatic halides is developed. Simple Lewis base, DABCO, is used as the catalyst. This arene halogenation process proceeds conveniently and efficiently at ambient conditions, providing the desired products in good to excellent yields and selectivity.

Aromatic halogenation is one of the most fundamental and commonly used organic transformations. The versatile applications of aryl halides in transition-metal-catalysed coupling reactions,^{1–4} biological properties modulation^{5–9} and material science^{10–12} highlight their crucial importance. Extensive efforts have been devoted to develop general and efficient methods for the preparation of aryl halides. Although classical electrophilic halogenation is still a promising protocol,^{13–15} the utilization of hazardous and toxic molecular halogens makes it superseded by more practical halogenating reagents, such as *N*-halosuccinimides (NCS, NBS, and NIS) due to their low-cost and convenient handling. Certain solvents were widely studied to promote the aromatic halogenation reactions with NXS (X = Cl, Br, and I),^{16–18} but substrate scope, time-consuming and environmental effects are severely limited and leaving more room for expanding more efficient methods. Metal catalysed C–H activation strategies have also been developed in last decades^{19–23} for the selective aromatic halogenation with NXS in which directing groups are usually necessary. In spite of the advantages of *in situ* formed electrophilic halogen intermediates from cheap halide ions in the oxidation process,^{24–29} it requires stoichiometric oxidants or elevated temperatures. In addition, to address the problem that *N*-halosuccinimides, especially NCS, are substantially less reactive, other versatile catalysts have also been employed. While Lewis or Brønsted acids are favorable to activate NXS,^{21,30–42} the reactions rely on activated substrates or suffer from harsh conditions including high temperatures or super acidic conditions. Alternatively, Lewis bases, with O, N, S or P centre, have also been verified to catalyse the halogenation *via* interaction with NXS to form the activated halonium

complexes.^{43–53} Recently, Jiao's group⁴⁵ discovered an efficient late-stage chlorination of complex substrates in the presence of DMSO, providing a practical method for further applications. Miura⁴³ also developed a novel protocol using triptyceny sulfide to realize electrophilic aromatic halogenation of a variety of unactivated compounds. However, certain Lewis bases show structural complexity or handling inefficiency, which indicates that more simple and convenient Lewis base catalysts are still desirable. Stimulated by the crucial role of Lewis base in organic synthesis⁵⁴ and previous reports, it is vital to develop an efficient and mild system for aromatic halogenation with a simple and convenient Lewis base catalyst.

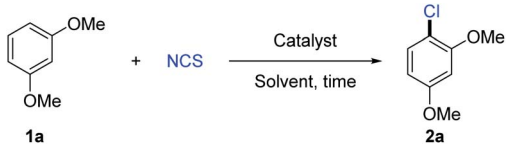
The feasibility of our approach was evaluated using *m*-dimethoxybenzene **1a** and NCS in the presence of catalytical 1,8-diazabicyclo[5.4.0]undec-7-ene (DBU) in dichloroform (DCM). To our delight, desired chlorinated product **2a** was obtained in 74% yield after 1 hour (Table 1, entry 1). Optimization was then carried out at first involving a set of catalysts and solvents. Triethylenediamine (DABCO) showed the best catalytic behaviour (98% yield, Table 1, entry 2) while Et₃N gave similar result (79% yield, Table 1, entry 3) to that of DBU probably due to the naked electron pair of DABCO which can more efficiently activate NCS. The yield fell to 24% when 4-dimethylaminopyridine (DMAP) was employed while only 8% of the product was detected in the absence of any Lewis base catalyst even after stirring for 40 hours (Table 1, entry 4–5). Considering the satisfying behaviour as well as its easy of dealing, DABCO was selected for the further optimization. Polar solvents, such as dimethyl formamide (DMF) and acetonitrile, worked well for this aromatic chlorination (Table 1, entry 6–7), however, the reaction performed best in halogenated solvents, dichloromethane and dichloroethane. While toluene deteriorated the reaction, tetrahydrofuran gave comparable yield (Table 1, entry 9–10). DCM was chosen to explore how the identity of the catalyst loading and ratio of reaction partners influence the reactions outcome. The reaction proceeded well even in the presence of 1% of DABCO and

^aNantong Normal College, Nantong 226010, Jiangsu, P. R. China

^bSchool of Chemistry and Chemical Engineering, Nantong University, Nantong 226019, Jiangsu, P. R. China. E-mail: huangweichun@ntu.edu.cn

† Electronic supplementary information (ESI) available. See DOI: 10.1039/d2ra00197g



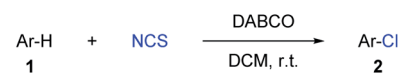
Table 1 Optimization of the reaction conditions^a


Entry	Catalyst	Solvent	<i>t</i> (h)	Yield ^b (%)
1	DBU (5 mol%)	DCM	1	74
2	DABCO (5 mol%)	DCM	1	98 (93)
3	Et ₃ N (5 mol%)	DCM	1	79
4	DMAP (5 mol%)	DCM	1	24
5	—	DCM	40	8
6	DABCO (5 mol%)	DMF	1	80
7	DABCO (5 mol%)	CH ₃ CN	1	83
8	DABCO (5 mol%)	DCE	1	92
9	DABCO (5 mol%)	Toluene	1	45
10	DABCO (5 mol%)	THF	1	91
11	DABCO (1 mol%)	DCM	1	94
12	DABCO (10 mol%)	DCM	1	97
13	DABCO (50 mol%)	DCM	1	91
14	DABCO (5 mol%)	DCM	0.5	95
15 ^c	DABCO (5 mol%)	DCM	1	80
16 ^d	DABCO (5 mol%)	DCM	1	96

^a Conditions: **1a** (0.5 mmol), NCS (0.55 mmol) was used. ^b The yields were determined by NMR in the presence of certain internal standard, and in the parenthesis was the isolated yield. ^c 1.0 equiv. of NCS was used. ^d 1.2 equiv. of NCS was used.

there was no obvious decline observed in the presence of excess catalyst (Table 1, entry 11–13) which showed advantages of this protocol because certain Lewis bases used for the aromatic halogenation suppressed the reaction process if over loaded.⁴⁴ It should be pointed out that the yield slightly decreased when the reaction was quenched after 30 min and no yield improvement was observed after stirring for longer time (Table 1, entry 14). Ultimately, a slight excess of NCS in combination with 5 mol% of DABCO as the catalyst in DCM afforded the optimal conditions.

Upon optimization of the reaction conditions, the scope of (hetero)arenes was evaluated (Table 2). In reactions of anisole derivatives, excellent yields (93–99%) were obtained giving **2a–2d** as the sole products although 1,3-dichloro-5,5-dimethylhydantoin (DCDMH), instead of NCS, was used for the construction of **2b** and **2c** to further improve the yield. Notably, high selectivity was observed in each reaction. The chlorination of naphthylethyl ether afforded the product **2e** in almost quantitative yield (99%). It is noted that, aromatic compounds which show negative reactivity with sole NCS, could be converted to the corresponding chlorinated products in the presence of catalytic amount of DABCO.⁴⁵ Under the same reaction conditions, free aniline 4-bromoaniline could be converted to the desired product **2f** in 60% yield. Vanillin was chlorinated to the corresponding product **2g** which indicated that phenol and aldehyde groups could also be tolerated well. However, aromatic derivatives bearing electron withdrawing groups, such as nitro group, showed no reactivity due to the

Table 2 Aromatic chlorination of (hetero)arenes^a


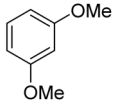
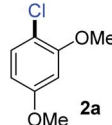
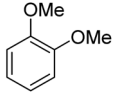
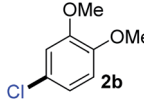
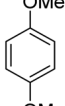
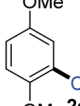
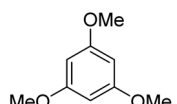
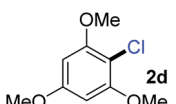
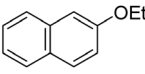
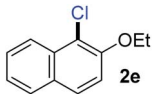
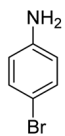
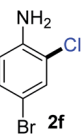
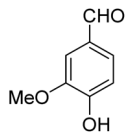
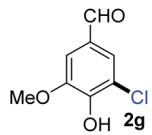
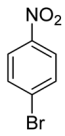
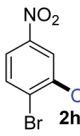
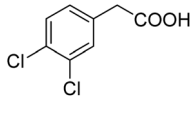
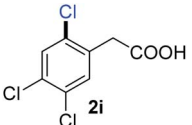

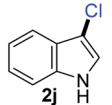
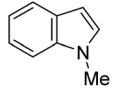
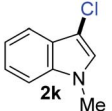
Entry	Substrate	Product	Yield ^b (%)
1			93
2			96
3			95
4			98
5			99, 92 ^c
6			60
7			53
8			0
9			Trace
10			92
11			79

Table 2 (Contd.)

Entry	Substrate	Product	Yield ^b (%)
12			63
13			87

^a All reactions were set with 0.5 mmol of **1**. ^b Isolated yields. ^c 10 mmol of **1e** was used.

electron deficient property. Aromatic carboxylic acid gave a trace amount of the corresponding product, probably resulting from the protonation of DABCO which poisoned its catalytic performance. With regard to heteroaromatic chlorination, we turned our attention to indoles, and it is found that free or protected indole derivatives worked well under the optimal conditions, affording the corresponding products (**2j–2m**) in good to excellent yields with complete C-3 selectivity. Furthermore, this chlorination protocol performed well on the gram-scale and **2e** was obtained in high yield (92%).

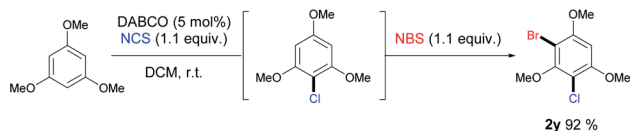
Next, to verify the generality of the aromatic halogenation reaction to construct C–Br and C–I bond, NBS and NIS were subsequently introduced (Table 3). Thus, reactions of arenes with NBS/NIS under the identical conditions were rationally conducted and smoothly proceeded, providing the desired monobromination/monoiodination products in 65–99% yields (**2n–2x**) with very high regioselectivity. Meanwhile, reaction time was shortened due to the higher reactivity of halogen precursors. Further inspection of the substrate scope also showed that a one-pot sequential halogenation reaction worked well. When 1,3,5-trimethoxybenzene was treated with NBS for 1 h after the addition of NCS in the presence of 5 mol% of DABCO, the bromo-chloro-substituted product (**2y**, Scheme 1) could be achieved in excellent yield (92%) indicating the long-term efficiency of Lewis base catalyst.

The mechanism was proposed in Scheme 2. As the lone electron pair of hetero atoms could interact with the positive charged halogen atom of halogenating reagent,^{43–45,51,55,56} generating the activated halonium intermediate, the formation of DABCO–X⁺ was assumed as the first step of this catalytic process which was also supported by ¹H-NMR and HRMS (see ESI†). The nucleophilicity of aromatic π electron system then promotes the transformation of halogen to realize the aromatic halogenation.

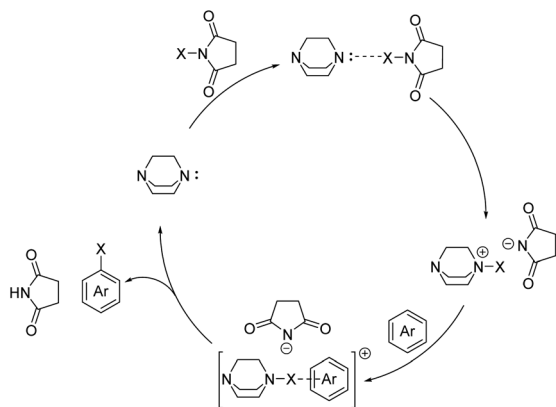
Table 3 Aromatic halogenation of (hetero)arenes^a

Entry	Substrate	Product	Yield ^a (%)
1			89
2			99
3			65
4			83
5			98
6			85
7			98
8			69
9			98
10			95
11			94

^a All reactions were set with 0.5 mmol of **1**.



Scheme 1 One-pot two-steps synthesis of multi-halogenated substrate.



Scheme 2 Proposed mechanism.

Conclusions

In summary, we developed an efficient and mild system for aromatic halogenation using DABCO, a simple, cheap and easy of handling Lewis base, as the catalyst. Aromatic halides could be obtained conveniently at ambient conditions even on a gram-scale with up to 99% yields and excellent selectivity by using *N*-halosuccinimides. The relatively less reactive NCS was well activated to promote the chlorination process. Multi-halogenated substrate could be achieved *via* one-pot, two-step synthesis with excellent yield which expands the potential of this protocol.

Conflicts of interest

There are no conflicts to declare.

Acknowledgements

We are grateful to the National Natural Science Foundation of China (Grant No. 22005158) and the Program of High-level Talents of Nantong (Grant No. 135420608145 and JC2021070) for financial support.

Notes and references

- J. Hassan, M. Sevignon, C. Gozzi, E. Schulz and M. Lemaire, *Chem. Rev.*, 2002, **102**, 1359–1469.
- F. Bellina and R. Rossi, *Chem. Rev.*, 2010, **110**, 1082–1146.
- R. Chinchilla and C. Najera, *Chem. Soc. Rev.*, 2011, **40**, 5084–5121.

- P. Ruiz-Castillo and S. L. Buchwald, *Chem. Rev.*, 2016, **116**, 12564–12649.
- T. Cernak, K. D. Dykstra, S. Tyagarajan, P. Vachal and S. W. Krska, *Chem. Soc. Rev.*, 2016, **45**, 546–576.
- S. L. Pimlott and A. Sutherland, *Chem. Soc. Rev.*, 2011, **40**, 149–162.
- K. Müller, C. Faeh and F. Diederich, *Science*, 2007, **317**, 1881–1886.
- S. Purser, P. R. Moore, S. Swallow and V. Gouverneur, *Chem. Soc. Rev.*, 2008, **37**, 320–330.
- G. W. Gribble, *Acc. Chem. Res.*, 1998, **31**, 141–152.
- A. M. Hiszpanski, J. D. Saathoff, L. Shaw, H. Wang, L. Kraya, F. Lüttich, M. A. Brady, M. L. Chabinye, A. Kahn, P. Clancy and Y.-L. Loo, *Chem. Mater.*, 2015, **27**, 1892–1900.
- M. L. Tang and Z. Bao, *Chem. Mater.*, 2010, **23**, 446–455.
- M. L. Tang, J. H. Oh, A. D. Reichardt and Z. Bao, *J. Am. Chem. Soc.*, 2009, **131**, 3733–3740.
- I. Saikia, A. J. Borah and P. Phukan, *Chem. Rev.*, 2016, **116**, 6837–7042.
- C. Chen, Y. Cao, X. Wu, Y. Cai, J. Liu, L. Xu, K. Ding and L. Yu, *Chin. Chem. Lett.*, 2020, **31**, 1078–1082.
- F. Wang, J. Huang, Y. Yang, L. Xu and L. Yu, *Ind. Eng. Chem. Res.*, 2020, **59**, 1025–1029.
- E. Zysman-Colman, K. Arias and J. S. Siegel, *Can. J. Chem.*, 2009, **87**, 440–447.
- M. C. Carreno, J. L. Garcia Ruano, G. Sanz, M. A. Toledo and A. Urbano, *J. Org. Chem.*, 1995, **60**, 5328–5331.
- R. J. Tang, T. Milcent and B. Crousse, *J. Org. Chem.*, 2018, **83**, 930–938.
- J. Zhao, X. Cheng, J. Le, W. Yang, F. Xue, X. Zhang and C. Jiang, *Org. Biomol. Chem.*, 2015, **13**, 9000–9004.
- R. Das and M. Kapur, *Asian J. Org. Chem.*, 2018, **7**, 1524–1541.
- F. Mo, J. M. Yan, D. Qiu, F. Li, Y. Zhang and J. Wang, *Angew. Chem., Int. Ed.*, 2010, **49**, 2028–2032.
- S. Mo, Y. Zhu and Z. Shen, *Org. Biomol. Chem.*, 2013, **11**, 2756–2760.
- F. Lied, T. Patra and F. Glorius, *Isr. J. Chem.*, 2017, **57**, 945–952.
- R. Semwal, C. Ravi, R. Kumar, R. Meena and S. Adimurthy, *J. Org. Chem.*, 2019, **84**, 792–805.
- J. Li, J. Tang, Y. Wu, Q. He and Y. Yu, *RSC Adv.*, 2018, **8**, 5058–5062.
- U. Bora, G. Bose, M. K. Chaudhuri, S. S. Dhar, R. Gopinath, A. T. Khan and B. K. Patel, *Org. Lett.*, 2000, **2**, 247–249.
- J. Xu, X. Zhu, G. Zhou, B. Ying, P. Ye, L. Su, C. Shen and P. Zhang, *Org. Biomol. Chem.*, 2016, **14**, 3016–3021.
- X.-L. Li, W. Wu, X.-H. Fan and L.-M. Yang, *RSC Adv.*, 2013, **3**, 12091–12095.
- A. Granados, A. Shafir, A. Arrieta, F. P. Cossio and A. Vallribera, *J. Org. Chem.*, 2020, **85**, 2142–2150.
- L. Lu, Y. Li and X. Jiang, *Green Chem.*, 2020, **22**, 5989–5994.
- D. T. Racys, C. E. Warrilow, S. L. Pimlott and A. Sutherland, *Org. Lett.*, 2015, **17**, 4782–4785.
- C.-Y. Zhou, J. Li, S. Peddibhotla and D. Romo, *Org. Lett.*, 2010, **12**, 2104–2107.
- A. J. Close, P. Kemmitt, S. Mark Roe and J. Spencer, *Org. Biomol. Chem.*, 2016, **14**, 6751–6756.

- 34 K. Mori, Y. Ichikawa, M. Kobayashi, Y. Shibata, M. Yamanaka and T. Akiyama, *J. Am. Chem. Soc.*, 2013, **135**, 3964–3970.
- 35 V. K. Chaikovskii, V. D. Filimonov, V. I. Skorokhodov and V. D. Ogorodnikov, *Russ. J. Org. Chem.*, 2007, **43**, 1278–1281.
- 36 D. T. Racys, S. A. I. Sharif, S. L. Pimlott and A. Sutherland, *J. Org. Chem.*, 2016, **81**, 772–780.
- 37 M. A. B. Mostafa, R. M. Bowley, D. T. Racys, M. C. Henry and A. Sutherland, *J. Org. Chem.*, 2017, **82**, 7529–7537.
- 38 M. Bergström, G. Suresh, V. R. Naidu and C. R. Unelius, *Eur. J. Org. Chem.*, 2017, 3234–3239.
- 39 X. He, X. Wang, Y. S. Tse, Z. Ke and Y. Y. Yeung, *Angew. Chem., Int. Ed.*, 2018, **57**, 12869–12873.
- 40 Y. Shi, Z. Ke and Y.-Y. Yeung, *Green Chem.*, 2018, **20**, 4448–4452.
- 41 X. Xiong and Y.-Y. Yeung, *ACS Catal.*, 2018, **8**, 4033–4043.
- 42 X. He, X. Wang, Y.-L. S. Tse, Z. Ke and Y.-Y. Yeung, *ACS Catal.*, 2021, **11**, 12632–12642.
- 43 Y. Nishii, M. Ikeda, Y. Hayashi, S. Kawauchi and M. Miura, *J. Am. Chem. Soc.*, 2020, **142**, 1621–1629.
- 44 R. C. Samanta and H. Yamamoto, *Chem.–Eur. J.*, 2015, **21**, 11976–11979.
- 45 S. Song, X. Li, J. Wei, W. Wang, Y. Zhang, L. Ai, Y. Zhu, X. Shi, X. Zhang and N. Jiao, *Nat. Catal.*, 2019, **3**, 107–115.
- 46 S. M. Maddox, C. J. Nalbandian, D. E. Smith and J. L. Gustafson, *Org. Lett.*, 2015, **17**, 1042–1045.
- 47 Y. Hirose, M. Yamazaki, M. Nogata, A. Nakamura and T. Maegawa, *J. Org. Chem.*, 2019, **84**, 7405–7410.
- 48 P. Bovonsombat, P. Sophanpanichkul, A. Pandey, S. Tungsirirurp, P. Limthavornlit, K. Chobtumskul, P. Kuhataparuk, S. Sathityatiwat and P. Teecomegaet, *Tetrahedron Lett.*, 2015, **56**, 2193–2196.
- 49 K. Iida, S. Ishida, T. Watanabe and T. Arai, *J. Org. Chem.*, 2019, **84**, 7411–7417.
- 50 P. Bovonsombat, P. Teecomegaet, P. Kulvaranon, A. Pandey, K. Chobtumskul, S. Tungsirirurp, P. Sophanpanichkul, S. Losuwanakul, D. Soimaneewan, P. Kanjanwongpaisan, P. Siricharoensang and S. Choosakoonkriang, *Tetrahedron*, 2017, **73**, 6564–6572.
- 51 X. Xiong, F. Tan and Y. Y. Yeung, *Org. Lett.*, 2017, **19**, 4243–4246.
- 52 W. Zhang, H. Xu, H. Xu and W. Tang, *J. Am. Chem. Soc.*, 2009, **131**, 3832–3833.
- 53 L. S. Pimenta, E. V. Gusevskaya and E. E. Alberto, *Adv. Synth. Catal.*, 2017, **359**, 2297–2303.
- 54 S. E. Denmark and G. L. Beutner, *Angew. Chem., Int. Ed.*, 2008, **47**, 1560–1638.
- 55 M. Li, Y. Li, B. Zhao, F. Liang and L.-Y. Jin, *RSC Adv.*, 2014, **4**, 30046–30049.
- 56 S. Guha, I. Kazi, A. Nandy and G. Sekar, *Eur. J. Org. Chem.*, 2017, 5497–5518.