



 Cite this: *RSC Adv.*, 2020, 10, 22230

Atom-efficient synthesis of 2,4,6-trisubstituted 1,3,5-triazines *via* Fe-catalyzed cyclization of aldehydes with NH₄I as the sole nitrogen source†

 Jiang Xiao,  Shuang Ren and Qiang Liu*

An atom-efficient, straightforward method for the synthesis of 2,4,6-triaryl-1,3,5-triazines *via* iron-catalyzed cyclization of aldehydes with NH₄I as the sole nitrogen source is demonstrated. This strategy works smoothly under air atmosphere, and affords symmetrical 2,4,6-trisubstituted and unsymmetrical 1,3,5-triazines with yields from 18% to 72%. Compared to other methods, the present protocol provides a straightforward and atom-efficient approach to 2,4,6-trisubstituted 1,3,5-triazines using an inexpensive, easily available ammonium salt as the sole nitrogen source. Research into the preliminary mechanism indicates that *N*-benzylidenebenzimidamides are involved in this cyclization reaction.

Received 14th April 2020

Accepted 1st June 2020

DOI: 10.1039/d0ra03323e

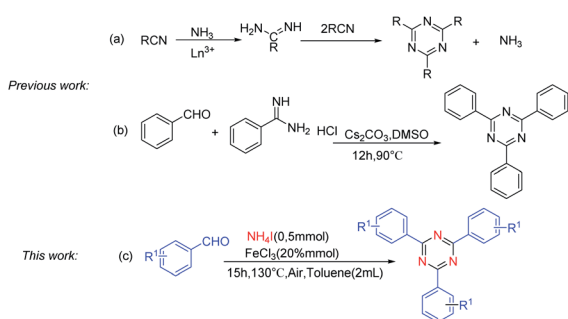
rsc.li/rsc-advances

Introduction

The derivatives of 1,3,5-triazine are well-known compounds of considerable interest because of their applications in many different fields.¹ Actually, these compounds serve as pharmaceuticals,² liquid crystals,³ transition-metal catalysts,⁴ building blocks for supramolecular chemistry,⁵ reactive dyes⁶ organic light-emitting diodes (OLEDs),⁷ and chemical reagents for selected transformations.⁸ Although the substituted 1,3,5-triazines have extensive applications, the method of synthesis of these compounds is still very limited. Traditional methods of substituted 1,3,5-triazines preparation involved cyclotrimerization of nitriles,⁹ or cyclization of imidates¹⁰ and

amidine derivatives,¹¹ in which nitriles, imidates and amidine¹² served as nitrogen sources. For example, Forsberg and co-workers found that lanthanum and yttrium trifluoromethanesulfonates could catalyze a reaction between ammonia salts and aromatic nitriles to yield symmetrically 2,4,6-substituted 1,3,5-triazine¹³ (Scheme 1a). However, ammonia salts were used as cocatalysts rather than a nitrogen source. Condensation of aromatic aldehydes with amidines was found to produce symmetrically and unsymmetrically 2,4,6-substituted 1,3,5-triazine¹⁴ (Scheme 1b), in which, aromatic amidines were the nitrogen source. Recently, the coupling of halogenated 1,3,5-triazines and aryl boronic acids based on Suzuki-coupling reactions has been explored.¹⁵ Oxidative coupling reaction of amidine hydrochlorides and alcohol has been developed to synthesize 1,3,5-triazine derivatives.¹⁶ In this procedure, amidine was the nitrogen sources. Therefore, it is remarkable significance to find a cheap, readily available nitrogen source for 1,3,5-triazine synthesis.

Ammonium iodide (NH₄I) as nitrogen source was widely used to synthesis nitrogen-containing heterocycles and nitrile. For instance, Deng and co-workers reported NH₄I as a nitrogen source to construct pyrimidines and pyridines.¹⁷ Guo and co-workers reported cyanation of ketones using ammonium salts as the nitrogen source in the presence of TBAI.¹⁸ In continuation with our ongoing work on cyclization approaches in organic synthesis,¹⁹ herein, we demonstrate that NH₄I can be used as the sole nitrogen source for the cyclotrimerization of aldehydes (Scheme 1c).



Scheme 1 Methods for the synthesis of 1,3,5-triazine derivatives.

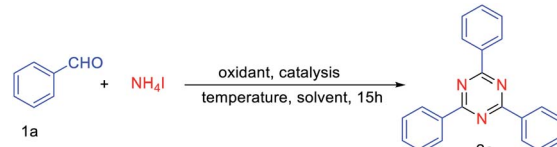
State Key Laboratory of Chemo/Biosensing and Chemometrics, College of Chemistry and Chemical Engineering, Hunan University, Changsha, 410082, P.R. China. E-mail: fqiangliu@qq.com; cguo@hnu.edu.cn

† Electronic supplementary information (ESI) available. See DOI: 10.1039/d0ra03323e

Results and discussion

Initially, we investigated the reaction between benzaldehyde (**1a**) and NH₄I under the condition of air and chlorobenzene as the solvent. It was found that chlorobenzene is a good solvent



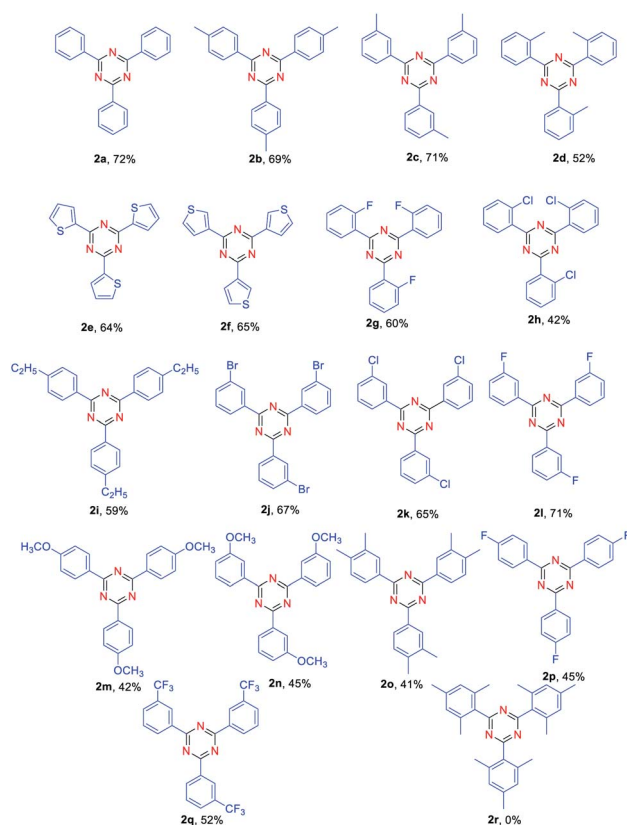
Table 1 Optimization of reaction conditions^a


Entry	Catalysis	Temperature [°C]	Solvent	Yield ^b
1	FeCl ₃	150	Chlorobenzene	62%
2	CuCl ₂	150	Chlorobenzene	53%
3	CoCl ₂	150	Chlorobenzene	49%
4	CuO	150	Chlorobenzene	32%
5	FeCl ₃	140	Chlorobenzene	61%
6	FeCl ₃	130	Chlorobenzene	60%
7	FeCl ₃	120	Chlorobenzene	32% ^d
8	FeCl₃	130	Toluene	72%
9	FeCl ₃	130	DMSO	—
10	FeCl ₃	130	DMF ^c	—

^a Reaction conditions: benzaldehyde **1a** (0.5 mmol), NH₄I (0.5 mmol), catalysis (20% mmol), solvent (2.0 mL). ^b Yield calculated by GC-MS. ^c DMF = dimethylformamide. ^d 24 h.

for high yield synthesis of nitrogen-containing heterocyclic compounds using NH₄I as the nitrogen source.²⁰ Therefore, we chose chlorobenzene as the initial solvent, and obtained 62% yield of **2a** with adding 0.2 equiv. of FeCl₃ (Table 1, entries 1). Moderate yields of **2a** were observed in the presence of other catalysts, such as CuCl₂, CoCl₂ and CuO (Table 1, entries 2–4). This result encouraged us to choose FeCl₃ as the catalyst. Next, reaction temperature was scanned to improve the yield, 130 °C was determined as optimum for the cyclotrimerization of aldehydes (Table 1, entries 6). Finally, the screening of solvents was carried out, toluene was found to be the most suitable medium for this cyclotrimerization reaction compared with chlorobenzene, DMF, and DMSO (Table 1, entries 6, 8–10). After screening on different parameters, the highest yield of **2a** (72%) was achieved^{2a} when the reaction was carried out with benzaldehyde (0.5 mmol), NH₄I (0.5 mmol), FeCl₃ (20% mmol) at 130 °C under the atmosphere of air in toluene (entry 8; Table 1).

With the optimized reaction conditions in hand, the substrate scope of aldehyde was firstly evaluated for the synthesis of various symmetrical 2,4,6-trisubstituted 1,3,5-triazines (Table 2). A series of electron-donating or electron-withdrawing group-substituted benzaldehyde could be employed in this reaction (Table 2, **2b–2q**), affording the desired 2,4,6-trisubstituted 1,3,5-triazines in 41–72% yields. Among them, the yield of aldehyde bearing electron-donating group such as –Me, –OMe (Table 2, **2b**, **2c**, **2m**, **2n**) has been found no significant difference compared with that of aldehyde bearing electron-withdrawing ones such as –F, –Cl, –Br (Table 2, **2j**, **2k**, **2l**). Both of them provided the desired products in good yields. Moreover, the steric effect of substituted benzaldehydes was also explored. Reaction of *para* and *meta*-substituted benzaldehyde (Table 2, **2b**, **2c**, **2k**) with NH₄I gave the corresponding

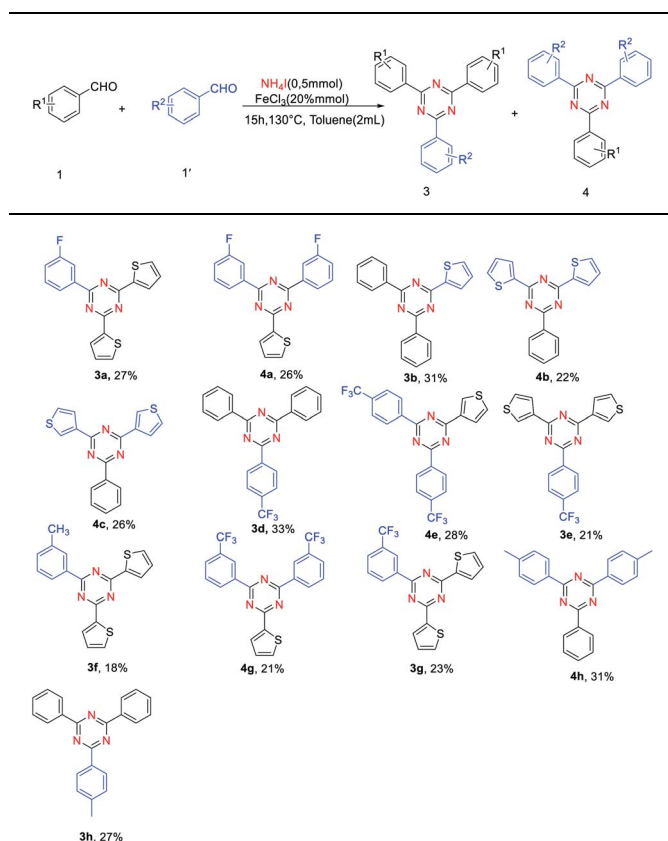
Table 2 Scope of various aldehyde and NH₄I^a

^a Reaction conditions: aldehyde (0.5 mmol), NH₄I 2 (0.5 mmol), FeCl₃ (20% mmol), toluene (2.0 mL) were heated at 130 °C for 15 h.

products in higher yields compared with *ortho*-substituted ones (Table 2, **2d**, **2h**). Unfortunately, when disubstituted benzaldehyde and trisubstituted benzaldehyde were used as substrates, the lower yield of corresponding products was obtained (Table 2, **2o**, **2r**). When heteroaryl carbaldehydes were used as substrates (Table 2, **2e**, **2f**), the desired products also produced in 64% and 65% yields.

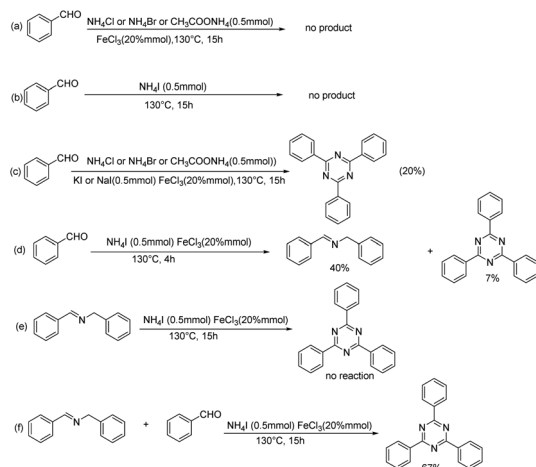
Synthesis of unsymmetrical 2,4,6-trisubstituted 1,3,5-triazines was also explored. To our delight, the reaction proceeded very well for benzaldehyde and 4-methylbenzaldehyde as substrates, providing the corresponding products in moderate yields (Table 3, **3h**, **4h**). Moreover, the reactions of benzaldehyde and thiophene-2-carbaldehyde or thiophene-3-carbaldehyde were also found to be effective (Table 3, **3b**, **4b**, **4c**). However, the reaction of 3-methylbenzaldehyde and thiophene-2-carbaldehyde gave a relatively low yield compared with benzaldehyde and thiophene-2-carbaldehyde as substances (Table 3, **3f**). Notably, when *ortho*-substituted aldehydes were used to react with another aldehyde, no desired product could be obtained. It is confirmed that the steric effect is critical for the reaction.

In order to gain insight into the reaction mechanism, a couple of control experiments were performed (Scheme 2). Firstly, when a variety of ammonium salts other than NH₄I were heated in

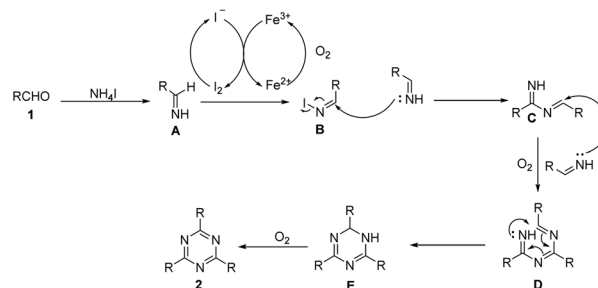
Table 3 Scope of different aldehyde and NH_4I^a 

^a Reaction conditions: aldehyde **1** (0.3 mmol), aldehyde **1'** (0.2 mmol), NH_4I (0.5 mmol), FeCl_3 (20% mmol), toluene (2.0 mL) were heated at 130 °C for 15 h.

toluene at 130 °C for 15 h, no product was observed (Scheme 2a). With NH_4I as nitrogen source, the desired product was similarly not observed without addition of FeCl_3 (Scheme 2b). Reaction of benzaldehyde and other ammonium salts also offered corresponding products with addition of KI or NaI (Scheme 2c). Next,



Scheme 2 Control experiments.



Scheme 3 Proposed reaction mechanism.

the model reaction was detected by GC-MS for 1 h up to 10 h. The *N*-benzyl-1-phenylmethanimine was the main product (40%) at 4 h (Scheme 2d). Afterward, we used *N*-benzyl-1-phenylmethanimine as substance to determine whether it participated in the reaction under standard conditions. It was found that *N*-benzyl-1-phenylmethanimine still existed after reaction (Scheme 2e). We then used *N*-benzyl-1-phenylmethanimine and benzaldehyde as substances (Scheme 2f), the desired product was obtained with a yield of 67%. This yield is similar with that of the reaction with only aldehyde as substance. To our surprising, a large amount of *N*-benzyl-1-phenylmethanimine maintained after detection of GC-MS (ESI Fig. 1[†]). Therefore, *N*-benzyl-1-phenylmethanimine may be not an intermediate of the reaction.

Based on control experiments and literature results,^{21,22} a plausible mechanism is depicted in Scheme 3. Firstly, aldehydes and NH_4I react to form imines **A**. Meanwhile, Fe^{3+} oxidizes I^- to form I_2 , which then oxidizes the imine intermediate to obtain *N*-iodo aldimine intermediate **B**.²¹ The condensation reaction of imines **A** and intermediate **B** affords an imine intermediate **C**. Subsequently, under the oxidation of oxygen, the cyclization reaction of imines **A** and intermediate **C** yields imine intermediate **E** by two steps. Finally, the intermediate **E** undergoes an oxidation reaction to offer the desired product 1,3,5-triazine (**2**).

Conclusions

In summary, we have developed a Fe-catalyzed cyclization of aldehydes with NH_4I for the synthesis of symmetrical and unsymmetrical 2,4,6-trisubstituted 1,3,5-triazines in moderate to good yields. This method has relatively broad substrate scope. Importantly, NH_4I was employed as sole nitrogen resource. This protocol provides a simple and atom-efficient route to synthesize valuable 1,3,5-triazines.

Conflicts of interest

There are no conflicts to declare.

Acknowledgements

This work was financially supported by the National Natural Science Foundation of China (21372068, 21572049) and Science and Technology Program of Changsha, China (kq1907114).

Notes and references

- (a) M. Saleh, S. Abbott, V. Perron, C. Lauzon, C. Penney and B. Zacharie, *Bioorg. Med. Chem. Lett.*, 2010, **20**, 945–949; (b) M. Amir and K. Shikha, *Eur. J. Med. Chem.*, 2004, **39**, 535–545; (c) M. N. Kopylovich and A. J. Pombeiro, *Coord. Chem. Rev.*, 2011, **255**, 339–355; (d) G. Giacomelli, A. Porcheddu and L. D. Luca, *Curr. Org. Chem.*, 2004, **8**, 1497–1519.
- (a) T. Misawa, M. T. Salim and M. Okamoto, *Heterocycles*, 2010, **81**, 1419–1426; (b) M. Saleh, S. Abbott, V. Perron, C. Lauzon, C. Penney and B. Zacharie, *Bioorg. Med. Chem. Lett.*, 2010, **20**, 945–949.
- P. Zassowski, P. Ledwon, A. Kurowska, A. P. Herman, G. Sych, M. Lapkowski, V. Cherpak, Z. Hotra, P. Turyk, K. Ivaniuk, P. Stakhira, G. Sych, D. Volyniuk and J. Grazulevicius, *Dyes Pigm.*, 2018, **149**, 804–811.
- (a) D. A. Safin, A. Pialat, I. Korobkov and M. Murugesu, *Chem.–Eur. J.*, 2015, **21**, 6144–6149; (b) M. M. Najafpour, M. Holyńska, A. N. Shamkhali, M. Amini, S. H. Kazemi and T. Lis, *Polyhedron*, 2012, **34**, 202–209; (c) P. K. Santra and P. Sagar, *J. Mol. Catal. A: Chem.*, 2003, **197**, 37.
- (a) Y. Zhu, J. Yuan, Y. Li, M. Gao and A. Wu, *Synlett*, 2011, **2011**, 52–56; (b) X. Zhu, C. Tian, S. M. Mahurin, S. H. Chai and S. Dai, *J. Am. Chem. Soc.*, 2012, **134**, 10478–10484; (c) S. Naik, M. Kumaravel, J. T. Mague and M. S. Balakrishna, *Inorg. Chem.*, 2014, **53**, 1370–1381.
- A. Herrera, A. Riano and R. Martínez-Alvarez, *J. Org. Chem.*, 2014, **79**, 7012–7024.
- S. J. Su, H. Sasabe and J. Kido, *Adv. Mater.*, 2010, **22**, 3311–3316.
- A. Khalafi-Nezhad, A. Zare and G. R. Nejabat, *Phosphorus, Sulfur, Silicon Relat. Elem.*, 2007, **182**, 657–666.
- (a) G. Thiele, B. Wagner and S. Dehnen, *Eur. J. Inorg. Chem.*, 2015, 5329–5334; (b) D. R. Armstrong, K. W. Henderson, M. MacGregor, R. E. Mulvey, M. J. Ross, W. Clegg and P. A. O'Neil, *J. Organomet. Chem.*, 1995, **486**, 79–93; (c) Y. Ma, S. Breslin, I. Keresztes, E. Lobkovsky and D. B. Collum, *J. Org. Chem.*, 2008, **73**, 9610–9618; (d) N. Yu, C. Wang, F. Zhao, L. Tao, W. Zhang and Z. Xi, *Chem.–Eur. J.*, 2008, **14**, 5670–5679.
- (a) A. R. Tiwari, S. R. Nath, K. A. Joshi and B. M. Bhanage, *J. Org. Chem.*, 2017, **82**, 13239–13249; (b) A. R. Tiwari and B. M. Bhanage, *ChemistrySelect*, 2016, **3**, 343–346; (c) G. Shi, F. He, Y. Che, C. Ni and Y. Li, *Russ. J. Gen. Chem.*, 2016, **86**, 380–386.
- (a) P. Debnath and K. C. Majumdar, *Tetrahedron Lett.*, 2014, **55**, 6976–6978; (b) X. Meng, X. Bi, Y. Wang, G. Chem, B. Chem, Z. Jing and P. Zhao, *Catal. Commun.*, 2017, **89**, 34–39; (c) Y. Yan, Z. Li, C. Cui, H. Li, M. Shi and Y. Liu, *Org. Biomol. Chem.*, 2018, **16**, 2629; (d) H. Huang, W. Guo, W. Wu, C. Li and H. Jiang, *Org. Lett.*, 2015, **17**, 2894–2897; (e) Y. Yan, C. Cui, J. Wang, S. Li and Y. Liu, *Adv. Synth. Catal.*, 2019, **361**, 1166–1170.
- J. Shie and J. Fang, *J. Org. Chem.*, 2007, **72**, 3141–3144.
- J. Forsberg, V. Spaziano, T. Balasubramanian, S. Kinsley, C. Duckworth, J. Poteruca, P. Brown and J. Miller, *J. Org. Chem.*, 1987, **52**, 1017–1021.
- S. Biswas and S. Batra, *Eur. J. Org. Chem.*, 2012, 3492–3499.
- (a) F. Feizpour, M. Jafarpour and A. Rezaeifard, *Catal. Lett.*, 2019, **149**, 1595–1610; (b) M. Esmaeilpour and J. Javidi, *J. Chin. Chem. Soc.*, 2015, **62**, 614–626; (c) M. Niakan, Z. Asadi and M. Masteri-Farahani, *ChemistrySelect*, 2019, **4**, 1766–1775; (d) A. Isfahani, I. Mohammadpoor-Baltork, V. Mirkhani, A. R. Khosropour, M. Moghadam, S. Tangestaninejad and R. Kia, *Adv. Synth. Catal.*, 2013, **355**, 957–972.
- (a) A. R. Tiwari, T. Akash and B. M. Bhanage, *Org. Biomol. Chem.*, 2015, **13**, 10973–10976; (b) Q. You, F. Wang, C. Wu, T. Shi, D. Min, H. Chen and W. Zhang, *Org. Biomol. Chem.*, 2015, **13**, 6723–6727; (c) J. Shen and X. Meng, *Catal. Commun.*, 2019, **127**, 58–63; (d) F. Xie, M. Chen, X. Wang, H. Jing and M. Zhang, *Org. Biomol. Chem.*, 2014, **12**, 2761.
- J. Chen, H. Meng, F. Zhang, F. Xiao and G. Deng, *Green Chem.*, 2019, **21**, 5201–5206.
- B. Xu, Q. Jiang, A. Zhao, J. Jia, Q. Liu, W. Luo and C. Guo, *Chem. Commun.*, 2015, **51**, 11264–11267.
- (a) M. Fu, H. Li, M. Su, Z. Chao, Y. Liu, Q. Liu and C. Guo, *Adv. Synth. Catal.*, 2019, **361**, 3420–3429; (b) Z. Cao, H. Lv, Y. Liu, Z. Nie, H. Liu, T. Yang, W. Luo, Q. Liu and C. Guo, *Adv. Synth. Catal.*, 2019, **361**, 1632–1640; (c) Y. Liu, Y. Hu, Z. Cao, X. Zhan, W. Luo, Q. Liu and C. Guo, *Adv. Synth. Catal.*, 2018, **360**, 2691–2695; (d) Y. Liu, Y. Hu, Z. Cao, X. Zhan, W. Luo, Q. Liu and C. Guo, *Adv. Synth. Catal.*, 2019, **361**, 1084–1091.
- (a) J. Chen, H. Meng, F. Zhang, F. Xiao and G. Deng, *Green Chem.*, 2019, **21**, 5201–5206; (b) J. Chen, D. Chang, F. Xiao and G. Deng, *Green Chem.*, 2018, **20**, 5459–5463.
- (a) H. Chen, S. J. Sun and Y. H. Zhou, *Tetrahedron Lett.*, 2019, **60**, 1434–1436; (b) C. Fang, M. Li, X. Hu, W. Mo, B. Hu, N. Sun, L. Jin and Z. Shen, *RSC Adv.*, 2017, **7**, 1484–1489; (c) J. Shie and J. Fang, *J. Org. Chem.*, 2003, **68**, 1158–1160; (d) M. Okimoto and T. Chiba, *J. Org. Chem.*, 1988, **53**, 219–221.
- (a) J. Chen, H. Meng, F. Zhang, F. Xiao and G. Deng, *Green Chem.*, 2019, **21**, 5201–5206; (b) J. Chen, D. Chang, F. Xiao and G. Deng, *Green Chem.*, 2018, **20**, 5459–5463; (c) F. Ke, P. Zhang, C. Lin, X. Lin, J. Xu and X. Zhou, *Org. Biomol. Chem.*, 2018, **16**, 8090–8094.