

Andreev Molecule in Parallel InAs Nanowires

Olivér Kürtössi, Zoltán Scherübl, Gergő Fülöp, István Endre Lukács, Thomas Kanne, Jesper Nygård, Péter Makk,* and Szabolcs Csonka*

Cite This: *Nano Lett.* 2021, 21, 7929–7937

Read Online

ACCESS |

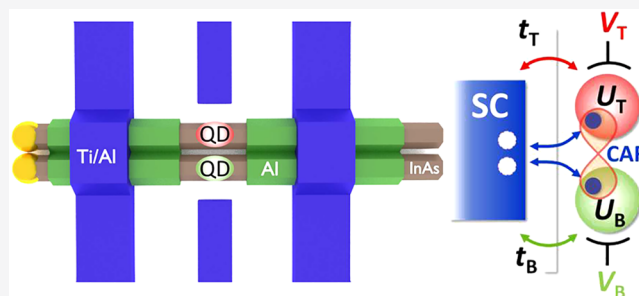
Metrics & More

Article Recommendations

Supporting Information

ABSTRACT: Coupling individual atoms fundamentally changes the state of matter: electrons bound to atomic cores become delocalized turning an insulating state to a metallic one. A chain of atoms could lead to more exotic states if the tunneling takes place via the superconducting vacuum and can induce topologically protected excitations like Majorana or parafermions. Although coupling a single atom to a superconductor is well studied, the hybridization of two sites with individual tunability was not reported yet. The peculiar vacuum of the Bardeen–Cooper–Schrieffer (BCS) condensate opens the way to annihilate or generate two electrons from the bulk resulting in a so-called Andreev molecular state. By employing parallel nanowires with an Al shell, two artificial atoms were created at a minimal distance with an epitaxial superconducting link between. Hybridization via the BCS vacuum was observed and the spectrum of an Andreev molecule as a function of level positions was explored for the first time.

KEYWORDS: Andreev molecule, Yu-Shiba-Rusinov, superconductivity, nanowire, hybridization



INTRODUCTION


On the basis of Bardeen–Cooper–Schrieffer (BCS) mean-field theory,¹ the superconducting vacuum only allows the addition of individual electrons with energy above the superconducting gap, however, it serves as a free source and drain of electron pairs, known as Cooper pairs (see Figure 1a). The interplay between an artificial atom, namely a quantum dot (QD), and the BCS vacuum was studied intensively, contributing to the formation of a subgap excitation, a so-called Yu–Shiba–Rusinov (YSR) state (or called Andreev Bound states in other limits, see Figure 1f).^{2–14} These excitations are shared between the QD and the superconductor (SC).¹³ Two of such bound states, which are formed with two spatially separated QDs, could be hybridized by the common SC lead, which we call an Andreev molecule.¹⁵ Coupling two QDs to a joint SC is also a basic building block of a Cooper pair splitter (CPS),¹⁶ where the QDs are attached to two normal leads allowing one to create spatially separated entangled electron pairs^{17–22} via crossed Andreev reflection.^{23–25} While a CPS favors weak SC–QD couplings, an Andreev molecule requires the opposite limit. Several theoretical works investigated how two bound states localized on separated dots effectively couple via the SC,^{15,26–35} for example, as a minimal model for Majorana chain.³⁶ Hybridization of YSR states was studied recently in a few scanning tunneling microscopy measurements placing different dimers on an SC surface.^{37–41} The target of the present work is to realize an Andreev molecular state with artificial atoms allowing individual tunability of the atomic sites

and to explore its spectrum¹⁵ as a function of level position for the first time.

Realization of an Andreev molecule with QDs imposes a set of challenging constraints: the QDs must be strongly coupled to the SC and their distance should be minimized while preventing direct tunneling between them.^{42,43} To fulfill these requirements we construct our artificial atoms in a novel superconducting hybrid nanostructure, where double InAs nanowires are grown in close vicinity and are connected by an epitaxial SC Al shell (see Figure 1b).^{44–46} Whereas two QDs can be formed in separate wires thereby excluding the direct tunneling between them, the epitaxial Al shell yields a defect-free SC–semiconductor interface ensuring the strong proximity^{47,48} and SC–QD coupling as used in various hybrid quantum devices, like Andreev-qubits,^{49–52} Gatemons,^{53,54} or Majorana devices.^{55–61} Recent works have already reported the Cooper pair splitting signals⁶² and nonlocal pair tunnelings⁶³ in individual nanowires placed parallel close to each other manually with a micromanipulator. Moreover, Andreev bound states were also coupled by direct tunneling between QDs in series.⁶⁴ However, none of them has realized the strong

Received: May 19, 2021

Published: September 20, 2021



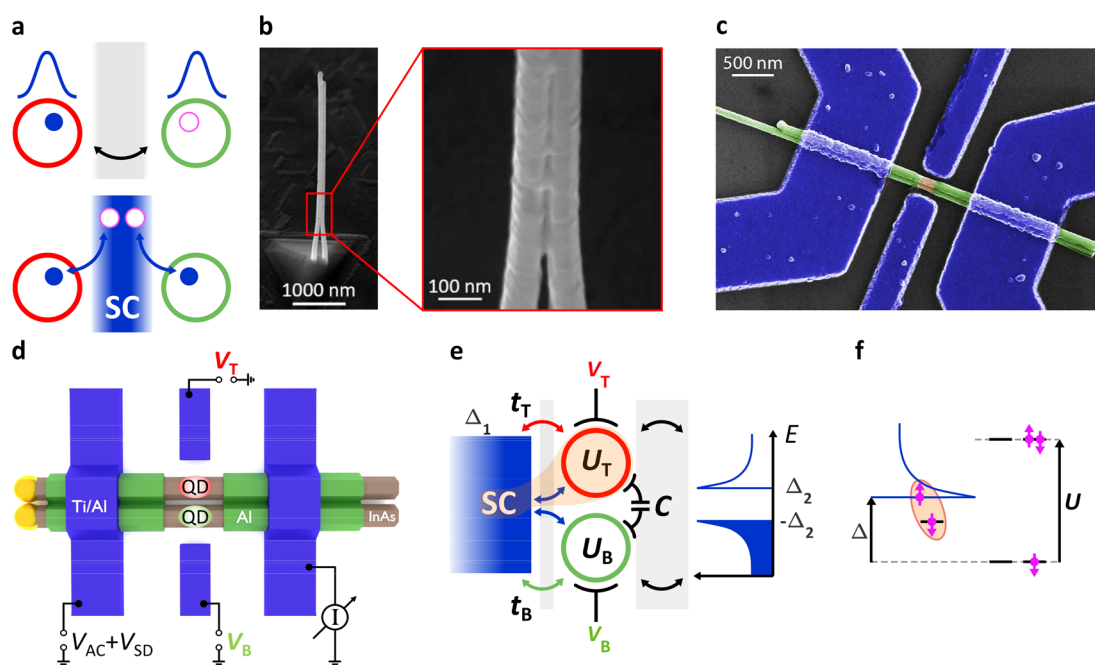


Figure 1. (a) General concept of a molecular state formed by tunneling via a barrier between two atomic sites (top). In our case, the interaction between the QDs is mediated by an SC (bottom), where two electrons can be created from the SC vacuum. (b) High-resolution scanning electron micrograph (SEM) of the as-grown parallel wires. The epitaxial Al connects the two InAs nanowires. (c) False-color SEM and (d) schematic illustration of the device. The epitaxial Al shell (green) is etched in the middle where the QDs are formed in the two InAs wires (brown). The QDs are tuned by the two side gates with gate voltages V_T and V_B , while the differential conductance $G = I_{AC}/V_{AC}$ is measured in two-terminal measurements between evaporated Ti/Al (blue) contacts. (e) Sketch of the setup used for modeling the system with tunnel coupling t_T (t_B), charging energy U_T (U_B), and on-site energy ε_T (ε_B) controlled by V_T (V_B) belonging to the top (bottom) QD. Gray rectangles illustrate the tunnel barriers. While the left electrode with a gap of Δ_1 was strongly coupled to the QDs, the right one was weakly coupled, thus the latter served as a BCS probe with a gap of Δ_2 . Interdot capacitance C was also considered. (f) Formation of YSR singlets in a SC-QD system (marked by orange in panel e). In the $U > \Delta$ limit, a quasi-particle and an electron on the QD create a bound state inside the gap.

hybridization of artificial atoms via a SC needed for the formation of the Andreev molecular state, the elementary building block of a Majorana chain.³⁶ In this paper, we report the signature of an Andreev molecule, for the first time in parallel InAs nanowires. We discuss first the case of uncoupled YSR states and then compare it to the strongly interacting system involving the hybridization via SC and Coulomb repulsion, both experimentally and theoretically.

RESULTS AND DISCUSSION

Device Outline. The specific system studied here is illustrated in Figure 1c–e. A parallel double QD was formed in a pair of InAs nanowires merged by epitaxial full-shell Al,⁴⁴ which was etched away on a ~ 250 nm long segment. Two common superconducting (Ti/Al) electrodes were attached to epitaxial Al on the nanowires forming parallel SC–QD–SC junctions in the two wires. Low-temperature electronic transport measurements were carried out at a base temperature of 40 mK (for details, see Methods). In two-terminal subgap spectroscopy, the differential conductance $G = I_{AC}/V_{AC}$ was measured with the tuning of the QDs by individual plunger gates, as depicted in Figure 1d (V_T corresponds to the top, V_B to the bottom gate voltage). The source terminal biased with V_{SD} was found to be coupled strongly to the QDs, whereas the other one worked as a SC tunnel probe leading to a SC–QD–I–SC junction, where I stands for insulator. Two different devices are presented in this paper; one did not show strong coupling between nanowires and thus serves as a reference junction (device A), whereas for the other a strong

hybridization of the QDs and signatures of the Andreev molecular states was observed (device B).

When a QD is coupled strongly to an SC electrode, subgap states are formed by the hybridization between a QD level and the SC electrode.^{2–4,12} Let us consider the QD being singly occupied (called doublet ground state due to degeneracy in the spin of freedom, noted by “D”). In this case, the lowest excitation available is either adding an electron costing the charging energy, U , or adding a quasi-particle to the SC band, which costs the energy of the superconducting gap, Δ . However, the interaction between the QD and the SC induces (see Figure 1f) a lower-lying excitation: a singlet (marked by “S”) formed by an electron on the QD and a quasi-particle in the SC is hybridized with the empty QD and quasi-particle state via a Cooper pair transfer to the superconducting condensate. This results in a so-called YSR subgap state in the $U > \Delta$ limit (orange state in Figure 1f). In a QD, the level position can be tuned, and the YSR energy develops in an “eye-shaped” curve as a function of it,^{11,12} that is, the plunger gate voltage similarly to the one sketched in inset I. of Figure 2a. For large (or small) enough gate voltage, the ground state of the QD changes to the singlet state bearing double (or zero) occupation (for more details see Supporting Information or, for example, ref 14).

In the following, we review the spectrum of the parallel double QD structure in three steps: (i) two independent, uncoupled YSR states, (ii) adding interdot Coulomb repulsion, and (iii) including the superconducting coupling. We label the QDs and their features as top (T) and bottom (B) ones, marked with red and green as in Figure 1, respectively,

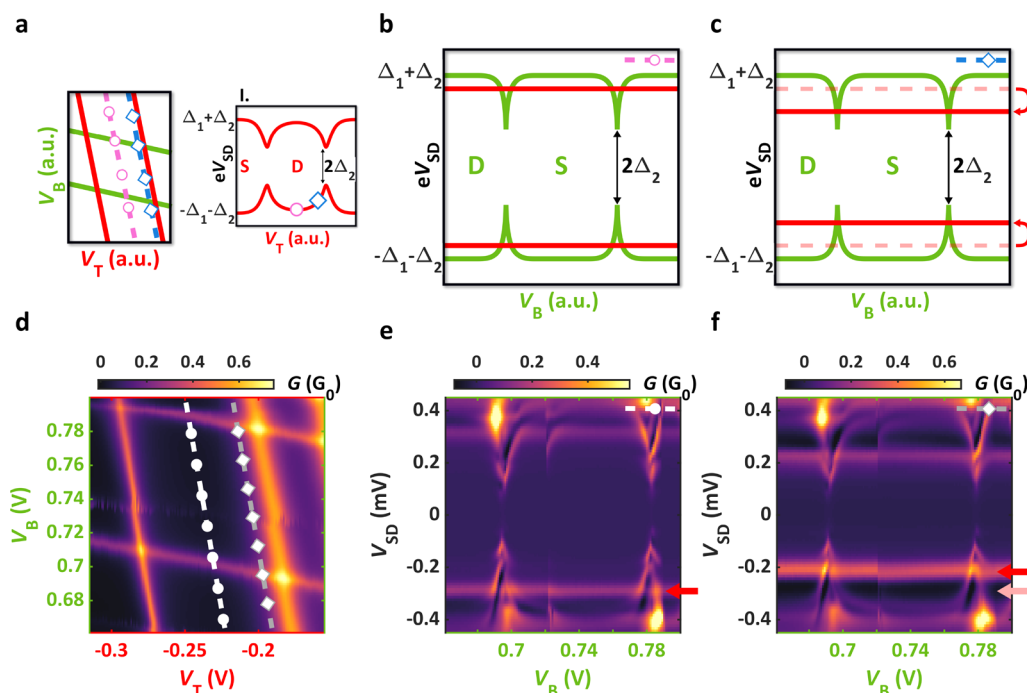


Figure 2. Uncoupled parallel YSR states (device A). (a) Schematic illustration about the stability map of parallel QDs with joint electrodes. Resonances of the top and bottom QDs are depicted with red and green, respectively. The lever arms refer to a finite cross capacitance of each gate to the opposite QDs. Inset I depicts the YSR spectrum residing in the top QD (“S” and “D” refer to singlet and doublet ground states, respectively). Δ_1 and Δ_2 are the superconducting gaps of the strongly coupled electrode and the SC probe. The pink circle and the blue diamond indicate the energy of YSR_T along the cuts taken in the stability map. (b) Expected excitation spectrum of YSR states along the pink line shown in panel a. Whereas YSR_B (green) evolves along the cut since it is sensitive to its own gate (V_B), the YSR_T state (red) stays on constant energy as the slice is parallel to the red resonances. (c) Bound state spectrum along the blue line in panel a. The excitation of the YSR_T state moved to lower energy compared to the one in panel b (the original energy is depicted with pink dashed lines) as the charge degeneracy of the top QD was approached (see the blue diamond in inset I of panel a). (d) Measured conductance as a function of gate voltages for device A in the normal state. (e) Finite-bias spectroscopy measurement along the white dashed line depicted in panel d (superconducting state). Panel b illustrates well the experimental findings. The red arrows mark the excitations of YSR_T . (f) Finite-bias spectroscopy measurement along the gray dashed line with a diamond in panel d, closer to the resonance of the top QD matching to panel c. The pink arrow indicates the position of the YSR_T signals in panel e.

supposing only a single YSR state residing in each QD (YSR_T and YSR_B).

Uncoupled YSR States. The parallel YSR states in uncoupled wires are discussed in Figure 2 (top row expectations, bottom row measurements). Figure 2a illustrates the zero-bias conductance of the two wires as a function of the two plunger gate voltages in the normal state. Here the interdot capacitance is negligible, however, there is a finite cross-capacitance between the top (bottom) plunger gate and the bottom (top) QD, resulting in the tilted lines in the phase diagram.⁶⁵ Figure 2b,c illustrates the finite-bias spectrum along the pink and blue dashed line in Figure 2a parallel to the top QD resonances as a function of V_B . Asymmetric coupling of the wires, $t_T > t_B$ and different superconducting gaps of Δ_1 and Δ_2 for the strongly coupled electrode and the SC probe are considered, respectively, to reproduce the experimentally observed features. The spectroscopy yields the sum of an “eye-shaped” excitation (green) typical for YSR systems and an excitation line at constant energy (red). The green YSR patterns belong to the bottom QD (YSR_B), while the red ones can be identified as YSR_T since the on-site energy of the top QD is kept constant due to the parallel slicing in both panels. The excitations do not touch at zero V_{SD} but stay always at finite energy originating from the SC tunnel probe, which introduces $a \pm \Delta_2$ gap in the excitation spectrum. These minima correspond to the ground state transitions of the QD addressed also in the figure. Depending on the position of the

slice, the energy of the constant line can vary between Δ_2 and $\Delta_1 + \Delta_2$. Obviously, the YSR_T excitation can occupy the lowest energy Δ_2 when the corresponding (top) QD is close to resonance (Figure 2c, blue line in Figure 2a), while moving deeper in the blockade brings its energy toward the gap edge $\Delta_1 + \Delta_2$ regardless of the parity of the ground state. The movement of the signal while approaching a resonance is indicated with red arrows in Figure 2c. For clarity, inset I in Figure 2a depicts YSR_T as the function of its own plunger gate (V_T), in which the markers assign the actual excitation energies considered in Figure 2b,c.

The measurements of device A follow well our basic predictions outlined above. The stability map in the normal state, which was recorded by applying 250 mT out-of-plane magnetic field, is shown in Figure 2d. Two different bias cuts parallel to the top QD resonance in Figure 2e,f reveal the movement of YSR_T (red arrow) while the development of YSR_B remains intact. By a careful inspection of the data, one can identify an additional excitation line at higher energy, which can be attributed to another orbital of the bottom QD or to a higher-lying transition. Recording the spectrum along the other gate direction V_T a similar behavior of the bound states was observed (for details see Supporting Information), where the movements of (multiple) YSR_B states are also trackable. On the basis of the two dominant lever arms in the stability sweep and the fact that different YSR states were

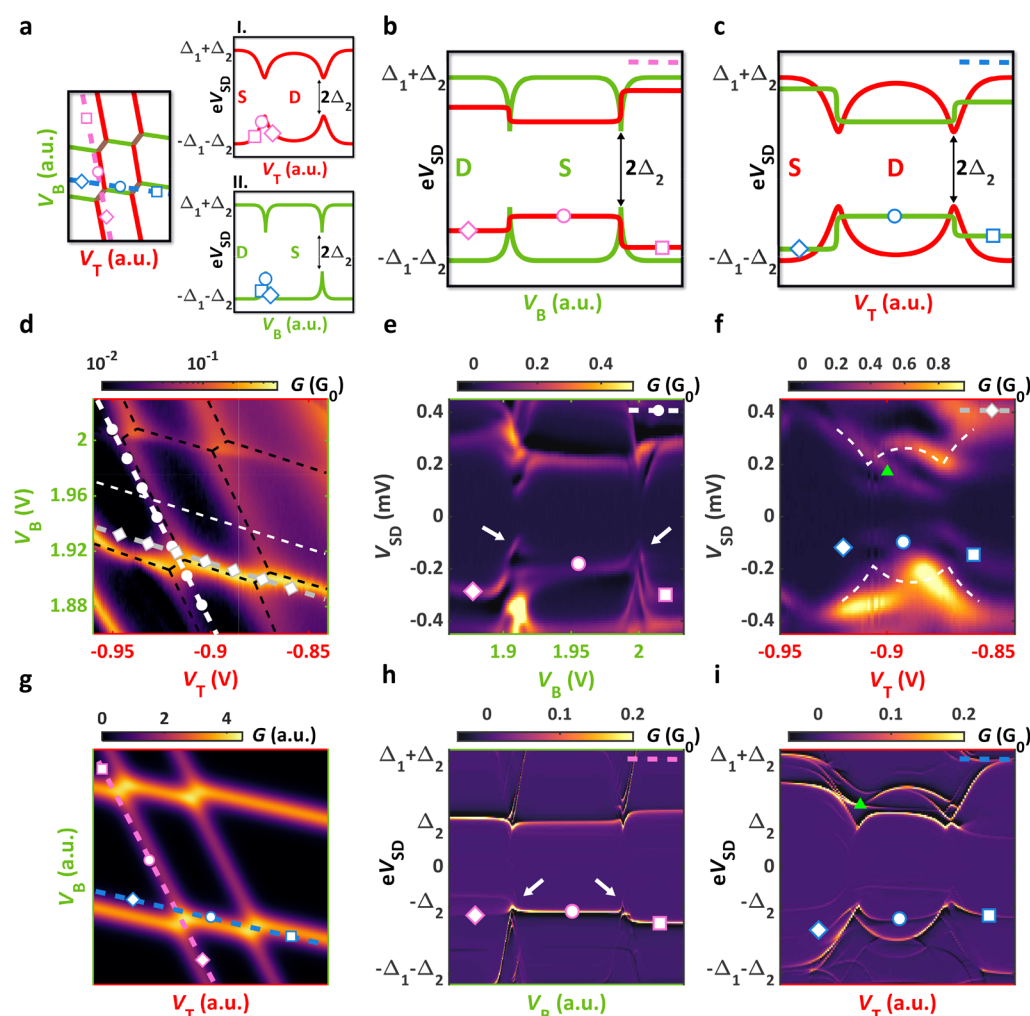


Figure 3. Coupled YSR states (device B). (a) Stability map of parallel QDs with strong interdot capacitance. Despite the pink and blue cuts being parallel to the resonances of the top and bottom QDs, respectively, the excitation energies of the neighboring YSR states shift while crossing the triple points. Markers in the insets indicate the neighboring YSR state energies along the cuts. (b) Predicted spectrum along the pink line (tuning the bottom QD) from panel a by considering the Coulomb interaction. In this case, steps in the energy of YSR_T are expected. (c) Similar spectrum to the one in panel b, but along the blue line in panel a resulting in the tuning of the top QD. (d) Normal state conductance as a function of the plunger gates on device B. Black dashed line illustrates the honeycomb structure attributed to the parallel QD system. (e) Bias spectroscopy measurement along the dashed line with circles depicted in panel d. Whereas most features show resemblance to panel b, anticrossings and bends toward zero energy occur at the charge degeneracy points marked by the white arrows. (f) Measured spectrum along the other dashed line with diamonds from panel d. The white dashed line shows the eye-shaped YSR_B doublet when it is recorded off-resonance with its trace depicted in panel d. Additional excitation lines, such as the one marked by the green triangle, also appear. In comparison to panel c, it can be seen that the measurements can not be described by the simple capacitive model. (g) Simulated normal state stability map reproducing the experimental data and panel a. (h) Numeric simulation of panel b with hybridization via the SC along the pink lines of panel g. The superconductivity induces bends, anticrossings, and conductance enhancement in YSR_B. (i) Similar simulation but along the blue line in panel g. The enhanced YSR_B develops distinctly from the capacitive model and leads to distortions in YSR_T. As one can see, the excitation lines are multiplied and not even symmetric in bias.

captured by tuning either V_T or V_B confirmed the model of having YSR states in both QDs.

We note that the Kondo effect^{8,66,67} was suppressed in most of the gate settings in both device A and B since the Kondo temperature did not exceed the superconducting gap ($k_B T_K < \Delta_1$). As the QDs enter a more open regime, Kondo correlations appear competing with the superconductivity, which reduces the visibility of the outlined YSR behaviors (for details see Supporting Information).

Interdot Coulomb Repulsion. The question arises of how the spectrum is modified compared to the uncoupled case if there is significant interdot capacitance (see C in Figure 1e). The normal state stability map turns into the so-called

honeycomb pattern (see Figure 3a) well-known for double QDs.⁶⁵ Hence, slicing parallel to any resonances along a straight line in the gate map gives no longer a constant-energy YSR state but a charge state-dependent one. For example, along the pink dashed line, the top YSR state develops according to the symbols in inset I, where YSR_T is depicted as a function of its own plunger gate, V_T . For small V_B values, the line cut is off-resonance and YSR_T is in the doublet ground state (diamond symbol). By increasing V_B , the bottom QD is brought to resonance which leads to an effective gating of the top QD. This shifts the top QD closer to its resonance and lowers the energy of YSR_T (circle symbol). Going through another resonance of the bottom QD (by further increasing

V_B) displaces the top QD resonance again and its YSR state ends up in the singlet ground state (square symbol). These jumps of the signal at the charge degeneracy points, where the on-site energy of the QD changes abruptly, imply “steplike” excitations in total (see the red lines in Figure 3b). Analogously, a similar spectrum (shown in Figure 3c) is obtained along the blue line in Figure 3a with the symbols in inset II.

Whereas the uncoupled YSR states described well the behavior of device A, they clearly can not match the measurements on device B, shown in Figure 3d–f. Therefore, we now compare them to the simple case of having capacitive coupling between the two QDs. Figure 3d shows the measured normal state map providing qualitatively the same honeycomb structure (illustrated with black dashed lines) as the one in Figure 3a. Subgap spectroscopy was performed along the white and gray dashed lines. Similarly to device A, in the measurements of device B the conductance of YSR_T (red) was found to be larger than YSR_B (green) fulfilling the assumption of $t_T > t_B$ already mentioned. In Figure 3e, the spectrum is presented as a function of V_B exhibiting similarities to Figure 3b. The YSR_B state is mostly bound to the gap edge and develops rapidly at the ground state transitions matching the green curve in Figure 3b. The YSR_T state (marked by the pink symbols at negative bias) also provides steplike features in accordance with the red curve in Figure 3b (marked by the pink symbols). Nonetheless, clear discrepancies emerge close to the charge degeneracy points ($V_B = 1.91$ V and $V_B = 2$ V). As the YSR_B and YSR_T excitations approach each other, they anticross, and YSR_T bends toward zero energy (indicated by white arrows) suggesting the hybridization of the states, which is unexpected in a simple capacitive picture. The difference between the predicted sketch and the measured data is more obvious for cuts along the other gate direction as the comparison of Figure 3c,f shows. Assuming only capacitive coupling between QDs (panel c), YSR_T is expected to take the red, eye-shaped curve as a function of V_T . Such excitation is measured when YSR_B is far off-resonance (see the white dashed line in Figure 3f and its trace in Figure 3d, and also Supporting Information). However, the spectrum captured close to the resonance of YSR_B (along the gray dashed line in Figure 3d) strongly deviates from the expectation of simple capacitive coupling as the comparison of Figure 3f,c demonstrates. The unusual evolution of the signals was quite robust along any cuts taken in the vicinity of the charge degeneracies (for further data see Supporting Information).

Superconducting Coupling. For the next step, we introduce a model, which goes beyond the interdot Coulomb interaction and takes into account the hybridization between the QDs via the SC. As shown below, our fully interacting two-dot simulation reproduces all of the main features of the unique experimental spectra.

To proceed, we modeled the QDs with single sites tunnel-coupled to the SC. The SC was treated in the zero bandwidth approximation^{68,69} by considering a single quasi-particle level, and the tunnel probe was handled perturbatively. In this subsystem, we calculated the eigenstates and the transport with exact diagonalization of the Hamiltonian (for detailed description of the model see Methods and Supporting Information). All relevant parameters (U_T , U_B , C , t_T , t_B , Δ_1 , Δ_2 , shown in Figure 1e) were directly extracted from the experimental data, thus the model has no fitting parameters. The simulated normal state stability map (Figure 3g) and the

spectra taken along the pink and blue lines marked in Figure 3a,g are shown in Figure 3h,i.

After a quick comparison of Figure 3b,c with Figure 3h,i one can see that the hybridization via the SC strongly restructures the spectra. Let us now carefully compare the measurements in Figure 3e,f with the calculated spectra in Figure 3h,i and show that they qualitatively match well. (i) The anticrossings and the bends of YSR_T observed particularly in Figure 3e are restored in the numerical results (see white arrows in Figure 3h). As a result of using a superconducting tunnel probe, negative differential conductance around the YSR signals also appear in both of the experiments and the simulations.

In general, there are several characteristic features in Figure 3f, which strongly deviate from the capacitive picture, nevertheless, they are qualitatively recovered in the simulation in Figure 3i. First of all, (ii) the eye-shaped YSR_T resonance is completely distorted in the measurement as well as in the numerical data. Moreover, (iii) the expected horizontal YSR_B signal does not stay flat in the doublet region of YSR_T (indicated by the blue circle between $V_T = -0.92$ V and $V_T = -0.87$ V) but rather follows the curvature of YSR_T similarly to the simulation. Though well-pronounced anticrossings are absent, (iv) extra dispersive lines (one example is marked by the green triangle) arise between the YSR_T and YSR_B signals in, likewise in the theoretical curves. (v) It is also remarkable that the measured spectrum is asymmetric for the sign of the bias, which is also established in panel i. It is notable that (vi) the conductance of the YSR_B , whose coupling is three times weaker than YSR_T in the model, is greatly enhanced and reaches $\sim 80\%$ of the strongly coupled YSR_T near the charge degeneracy points, in accordance with the simulated spectra. Besides the good agreement in the listed properties (i–vi), the theory does not match the measurements in a few aspects. On one hand, the discrepancies originate from several simplifications the model takes. The calculations neglect the presence of multiple QD orbitals and exclude the relaxation from excited states, hence allowing arbitrary high-energy virtual states, which are usually not visible in a bias-spectroscopy measurement. On the other hand, further limitation comes from the broad line width of the measured YSR states smearing the neighboring excitation lines. Overall, despite the theory being simplified, many prominent features of the measured data were captured in the simulation qualitatively by assuming hybridization via the SC, which supports our interpretation of an observed Andreev molecule.

The two investigated devices (A and B) showed very different behaviors. Whereas for A no hybridization was observed, sample B exhibited signatures of the Andreev molecule. Careful SEM analysis revealed an important structural difference; for sample B the two InAs nanowires were merged by the epitaxial Al, whereas for device A the wires have separated and became only connected by the ex situ evaporated contacts (blue in Figure 1a, see Supporting Information). These Ti/Al contacts were established ~ 400 nm away from the QDs, which could explain the absence of the SC-induced hybridization in device A.^{16,70}

CONCLUSIONS

In summary, we have found strong interactions between parallel YSR states realized in double InAs nanowires connected by an epitaxial Al shell. The small geometrical distance between the QDs resulted in capacitive coupling, while the shared epitaxial Al source contact enabled hybrid-

ization via the SC vacuum. The latter one allowed the emergence of an Andreev molecular state, whose spectrum was explored as a function of the QD level positions for the first time. The detected spectroscopic features were reproduced by our numerical calculations. Our result is an important milestone toward artificial topological superconducting systems, where Kitaev-like chains^{31,55} are assembled from sites hybridized via SCs.^{36,64,71} With the strong superconducting coupling demonstrated here, double InAs nanowires can be also promising candidates to host non-Abelian excitations, like parafermions⁵² as a key ingredient of topological quantum computation.^{73,74}

METHODS

Device Fabrication. In As nanowires were grown by MBE in the wurtzite phase along the (0001) direction catalyzed by Au. The pattern of the predefined Au droplets allowed one to control the geometrical properties of the proposed double nanowires, including the diameter, distance, and the corresponding alignment of the cross sections. The 20 nm thick full-shell Al was evaporated at low temperature in situ, by rotating the substrate, providing epitaxial, oxide-free layers. The evaporation on such a pair of adjacent nanowires resulted in the merging by the Al. Nanowires with ~ 80 nm diameter and ~ 4 μm length were deposited on a p-doped Si wafer capped with 290 nm thick SiO_2 layer by using an optical transfer microscope with micromanipulators. The Al shell on a ~ 250 nm long segment was removed by means of wet chemical etching. A MMA/MAA EL-6 double-layer performed as a masking layer, which was locally exposed by EBL, allowing the MF-321 selective developer to access the Al (60 s). The etching was followed by a careful localization of the wires with high-resolution SEM. Both source-drain and side gate electrodes were installed in a common EBL step. The sample was exposed to RF Ar milling in the evaporator chamber to remove the native Al_2O_3 . The process was followed by the metallization of Ti/Al (5/95 nm) without breaking the vacuum.

Experiments. Low-temperature characterization was carried out in a Leiden Cryogenics dry dilution refrigerator with a base temperature of 40 mK. Transport measurements were performed with a standard lock-in technique by applying 10 μV AC signal at 113 Hz on one of the SC electrodes, whereas the differential conductance was recorded via a home-built current amplifier on the other one. DC bias was adjusted by the offset of the amplifier. We note that due to the geometry, the features of both QDs were measured simultaneously in a single measurement, and hence, the sum of two excitation spectra was captured. Out-of-plane magnetic field was realized by an AMI superconducting magnet.

Modeling. In the theory, the QDs are modeled by capacitively interacting single sites (see Figure 1e) coupled to the SC with tunnel amplitudes t_T and t_B . This restricts the electron number on the QDs between 0 and 2. The left SC in Figure 1e is handled in the zero bandwidth approximation^{68,69} effectively assuming quasi-particle sites with energy Δ_1 . The right superconducting probe with Δ_2 superconducting gap is treated perturbatively with Dynes-like density of states. By allowing only a limited number of quasi-particles to be present in the system, the energy spectra with the eigenstates can be derived with exact diagonalization of the Fock-space Hamiltonians. Transition rates between the states, involving the processes of adding and removing an electron to the

Andreev molecule, are expressed by Fermi's golden rule. The transport (net current) is obtained by solving the classical master equation in the stationary limit, which governs the time evolution of the QD occupations (for more details see Supporting Information). Simulations with only capacitively interacting YSR states were also carried out. In those calculations, the QDs were coupled to two, separate single sites with energies Δ_1 effectively turning off the superconducting hybridization between them. The simulated spectra are in good agreement with the sketches of Figure 3b,c (for further details see Supporting Information). In the model, we have used charging energies $U_T = 1.2$ meV and $U_B = 2.2$ meV, off-site repulsion energy (proportional to the interdot capacitance) $C = 0.1$ meV, and superconducting gaps of $\Delta_1 = 200$ μeV and $\Delta_2 = 120$ μeV , which were extracted from the measurements. Tunnel amplitudes were estimated as $t_T = 0.15$ meV and $t_B = 0.05$ meV based on the shape of the YSR states.

ASSOCIATED CONTENT

Supporting Information

The Supporting Information is available free of charge at <https://pubs.acs.org/doi/10.1021/acs.nanolett.1c01956>.

Detailed explanation of YSR states, further data analysis of both device A and B, and the description of the theoretical model (PDF)

AUTHOR INFORMATION

Corresponding Authors

Péter Makk – Department of Physics and Nanoelectronics “Momentum” Research Group of the Hungarian Academy of Sciences, Budapest University of Technology and Economics, 1111 Budapest, Hungary; orcid.org/0000-0001-7637-4672; Email: makk.peter@ttk.bme.hu

Szabolcs Csonka – Department of Physics and Nanoelectronics “Momentum” Research Group of the Hungarian Academy of Sciences, Budapest University of Technology and Economics, 1111 Budapest, Hungary; Email: csonka.szabolcs@ttk.bme.hu

Authors

Olivér Kürtösy – Department of Physics and Nanoelectronics “Momentum” Research Group of the Hungarian Academy of Sciences, Budapest University of Technology and Economics, 1111 Budapest, Hungary; orcid.org/0000-0003-0221-403X

Zoltán Scherübl – Department of Physics and Nanoelectronics “Momentum” Research Group of the Hungarian Academy of Sciences, Budapest University of Technology and Economics, 1111 Budapest, Hungary; University of Grenoble Alpes, CEA, Grenoble INP, IRIG, PHELIQS, 38000 Grenoble, France

Gergő Fülöp – Department of Physics and Nanoelectronics “Momentum” Research Group of the Hungarian Academy of Sciences, Budapest University of Technology and Economics, 1111 Budapest, Hungary

István Endre Lukács – Center for Energy Research, Institute of Technical Physics and Material Science, H-1121 Budapest, Hungary

Thomas Kanne – Center for Quantum Devices, Niels Bohr Institute, University of Copenhagen, 2100 Copenhagen, Denmark

Jesper Nygård – Center for Quantum Devices, Niels Bohr Institute, University of Copenhagen, 2100 Copenhagen, Denmark

Complete contact information is available at:
<https://pubs.acs.org/10.1021/acs.nanolett.1c01956>

Author Contributions

O.K. and I.L. fabricated the devices. O.K., Z.S., and G.F. performed the measurements and did the data analysis. Z.S. built the theoretical model and developed the numerical simulations. T.K. and J.N. grew the nanowires. All authors discussed the results and worked on the manuscript. P.M. and S.C. proposed the device concept and guided the project.

Notes

The authors declare no competing financial interest.

ACKNOWLEDGMENTS

The authors are thankful to EK MFA for providing their facilities for sample fabrication. We thank D. Olstein, M. Marnauza, A. Vekris, and K. Grove-Rasmussen for experimental assistance, E. Tóvári, A. Pályi, and A. Virosztek for discussion, and M. G. Beckerne, F. Fülöp, and M. Hajdu for their technical support. This work has received funding from Topograph FlagERA, the SuperTop QuantERA network, the FET Open AndQC, and from the OTKA FK-123894 and 138433 grants. P.M. and G.F. acknowledge support from the Bolyai Fellowship. This research was supported by the Ministry of Innovation and Technology and the NKFIH within the Quantum Information National Laboratory of Hungary and by the Quantum Technology National Excellence Program (Project Nr. 2017-1.2.1-NKP-2017-00001), ÚNKP-20-5 New National Excellence Program, and the Carlsberg Foundation and the Danish National Research Foundation.

REFERENCES

- (1) Bardeen, J.; Cooper, L. N.; Schrieffer, J. R. Theory of Superconductivity. *Phys. Rev.* **1957**, *108*, 1175–1204.
- (2) Yu, L. Bound state in superconductors with paramagnetic impurities. *Acta Physica Sinica* **1965**, *114*, 75–91.
- (3) Shiba, H. Classical spins in superconductors. *Prog. Theor. Phys.* **1968**, *40*, 435–451.
- (4) Rusinov, A. Theory of gapless superconductivity in alloys containing paramagnetic impurities. *Sov. Phys. JETP* **1969**, *29*, 1101–1106.
- (5) Balatsky, A. V.; Vekhter, I.; Zhu, J.-X. Impurity-induced states in conventional and unconventional superconductors. *Rev. Mod. Phys.* **2006**, *78*, 373.
- (6) Buitelaar, M.; Nussbaumer, T.; Schönenberger, C. Quantum dot in the Kondo regime coupled to superconductors. *Phys. Rev. Lett.* **2002**, *89*, 256801.
- (7) Sand-Jespersen, T.; Paaske, J.; Andersen, B. M.; Grove-Rasmussen, K.; Jørgensen, H. I.; Aagesen, M.; Sørensen, C.; Lindelof, P. E.; Flensberg, K.; Nygård, J. Kondo-enhanced Andreev tunneling in InAs nanowire quantum dots. *Phys. Rev. Lett.* **2007**, *99*, 126603.
- (8) Eichler, A.; Weiss, M.; Oberholzer, S.; Schönenberger, C.; Levy Yeyati, A.; Cuevas, J. C.; Martin-Rodero, A. Even-odd effect in Andreev transport through a carbon nanotube quantum dot. *Phys. Rev. Lett.* **2007**, *99*, 126602.
- (9) Grove-Rasmussen, K.; Jørgensen, H. I.; Andersen, B. M.; Paaske, J.; Jespersen, T. S.; Nygård, J.; Flensberg, K.; Lindelof, P. E. JSuperconductivity-enhanced bias spectroscopy in carbon nanotube quantum dots. *Phys. Rev. B: Condens. Matter Mater. Phys.* **2009**, *79*, 134518.
- (10) Pillet, J.; Quay, C.; Morfin, P.; Bena, C.; Yeyati, A. L.; Joyez, P. Andreev bound states in supercurrent-carrying carbon nanotubes revealed. *Nat. Phys.* **2010**, *6*, 965–969.
- (11) Lee, E. J.; Jiang, X.; Houzet, M.; Aguado, R.; Lieber, C. M.; de Franceschi, S. Spin-resolved Andreev levels and parity crossings in hybrid superconductor-semiconductor nanostructures. *Nat. Nanotechnol.* **2014**, *9*, 79–84.
- (12) Jellinggaard, A.; Grove-Rasmussen, K.; Madsen, M. H.; Nygård, J. Tuning Yu-Shiba-Rusinov states in a quantum dot. *Phys. Rev. B: Condens. Matter Mater. Phys.* **2016**, *94*, 064520.
- (13) Scherübl, Z.; Fülöp, G.; Moca, C. P.; Gramich, J.; Baumgartner, A.; Makk, P.; Elalaily, T.; Schönenberger, C.; Nygård, J.; Zaránd, G.; Csonka, S. Large spatial extension of the zero-energy Yu-Shiba-Rusinov state in a magnetic field. *Nat. Commun.* **2020**, *11*, 1–9.
- (14) Prada, E.; San-Jose, P.; de Moor, M. W.; Geresdi, A.; Lee, E. J.; Klinovaja, J.; Loss, D.; Nygård, J.; Aguado, R.; Kouwenhoven, L. P. From Andreev to Majorana bound states in hybrid superconductor-semiconductor nanowires. *Nature Reviews Physics* **2020**, *2*, 575–594.
- (15) Scherübl, Z.; Pályi, A.; Csonka, S. Transport signatures of an Andreev molecule in a quantum dot-superconductor-quantum dot setup. *Beilstein J. Nanotechnol.* **2019**, *10*, 363–378.
- (16) Recher, P.; Sukhorukov, E. V.; Loss, D. Andreev tunneling, Coulomb blockade, and resonant transport of nonlocal spin-entangled electrons. *Phys. Rev. B: Condens. Matter Mater. Phys.* **2001**, *63*, 165314.
- (17) Hofstetter, L.; Csonka, S.; Nygård, J.; Schönenberger, C. Cooper pair splitter realized in a two-quantum-dot Y-junction. *Nature* **2009**, *461*, 960–963.
- (18) Herrmann, L.; Portier, F.; Roche, P.; Yeyati, A. L.; Kontos, T.; Strunk, C. Carbon nanotubes as Cooper-pair beam splitters. *Phys. Rev. Lett.* **2010**, *104*, 026801.
- (19) Hofstetter, L.; Csonka, S.; Baumgartner, A.; Fülöp, G.; d'Hollosy, S.; Nygård, J.; Schönenberger, C. Finite-bias Cooper pair splitting. *Phys. Rev. Lett.* **2011**, *107*, 136801.
- (20) Schindele, J.; Baumgartner, A.; Schönenberger, C. Near-unity Cooper pair splitting efficiency. *Phys. Rev. Lett.* **2012**, *109*, 157002.
- (21) Das, A.; Ronen, Y.; Heiblum, M.; Mahalu, D.; Kretinin, A. V.; Shtrikman, H. High-efficiency Cooper pair splitting demonstrated by two-particle conductance resonance and positive noise cross-correlation. *Nat. Commun.* **2012**, *3*, 1–6.
- (22) Deacon, R. S.; Oiwa, A.; Sailer, J.; Baba, S.; Kanai, Y.; Shibata, K.; Hirakawa, K.; Tarucha, S. Cooper pair splitting in parallel quantum dot Josephson junctions. *Nat. Commun.* **2015**, *6*, 1–7.
- (23) Byers, J. M.; Flatté, M. E. Probing spatial correlations with nanoscale two-contact tunneling. *Phys. Rev. Lett.* **1995**, *74*, 306.
- (24) Deutscher, G.; Feinberg, D. Coupling superconducting-ferromagnetic point contacts by Andreev reflections. *Appl. Phys. Lett.* **2000**, *76*, 487–489.
- (25) Lesovik, G. B.; Martin, T.; Blatter, G. Electronic entanglement in the vicinity of a superconductor. *Eur. Phys. J. B* **2001**, *24*, 287–290.
- (26) Choi, M.-S.; Bruder, C.; Loss, D. Spin-dependent Josephson current through double quantum dots and measurement of entangled electron states. *Phys. Rev. B: Condens. Matter Mater. Phys.* **2000**, *62*, 13569.
- (27) Flatté, M. E.; Reynolds, D. E. Local spectrum of a superconductor as a probe of interactions between magnetic impurities. *Phys. Rev. B: Condens. Matter Mater. Phys.* **2000**, *61*, 14810.
- (28) López, R.; Choi, M.-S.; Aguado, R. Josephson current through a Kondo molecule. *Phys. Rev. B: Condens. Matter Mater. Phys.* **2007**, *75*, 045132.
- (29) Zitko, R.; Lee, M.; Lopez, R.; Aguado, R.; Choi, M.-S. Josephson current in strongly correlated double quantum dots. *Phys. Rev. Lett.* **2010**, *105*, 116803.
- (30) Eldridge, J.; Pala, M. G.; Governale, M.; König, J. Superconducting proximity effect in interacting double-dot systems. *Phys. Rev. B: Condens. Matter Mater. Phys.* **2010**, *82*, 184507.
- (31) Sau, J. D.; Sarma, S. D. Realizing a robust practical Majorana chain in a quantum-dot-superconductor linear array. *Nat. Commun.* **2012**, *3*, 1–6.

- (32) Yao, N. Y.; Moca, C.; Weymann, I.; Sau, J.; Lukin, M. D.; Demler, E. A.; Zaránd, G. Phase diagram and excitations of a Shiba molecule. *Phys. Rev. B: Condens. Matter Mater. Phys.* **2014**, *90*, 241108.
- (33) Trocha, P.; Weymann, I. Spin-resolved Andreev transport through double-quantum-dot Cooper pair splitters. *Phys. Rev. B: Condens. Matter Mater. Phys.* **2015**, *91*, 235424.
- (34) Wrześniewski, K.; Trocha, P.; Weymann, I. Current cross-correlations in double quantum dot based Cooper pair splitters with ferromagnetic leads. *J. Phys.: Condens. Matter* **2017**, *29*, 195302.
- (35) Pillet, J.-D.; Benzon, V.; Griesmar, J.; Smir, J.-L.; Girit, Ç. Ö. Scattering description of Andreev molecules. *SciPost Physics Core* **2020**, *2*, 009.
- (36) Leijnse, M.; Flensberg, K. Parity qubits and poor man's Majorana bound states in double quantum dots. *Phys. Rev. B: Condens. Matter Mater. Phys.* **2012**, *86*, 134528.
- (37) Kezilebieke, S.; Dvorak, M.; Ojanen, T.; Liljeroth, P. Coupled Yu-Shiba-Rusinov states in molecular dimers on NbSe₂. *Nano Lett.* **2018**, *18*, 2311–2315.
- (38) Ruby, M.; Heinrich, B. W.; Peng, Y.; von Oppen, F.; Franke, K. J. Wave-function hybridization in Yu-Shiba-Rusinov dimers. *Phys. Rev. Lett.* **2018**, *120*, 156803.
- (39) Choi, D.-J.; Fernández, C. G.; Herrera, E.; Rubio-Verdú, C.; Ugeda, M. M.; Guilmón, I.; Suderow, H.; Pascual, J. I.; Lorente, N. Influence of Magnetic Ordering between Cr Adatoms on the Yu-Shiba-Rusinov States of the β -Bi₂Pd Superconductor. *Phys. Rev. Lett.* **2018**, *120*, 167001.
- (40) Beck, P.; Schneider, L.; Rózsa, L.; Palotás, K.; Lászlóffy, A.; Szunyogh, L.; Wiebe, J.; Wiesendanger, R. Spin-orbit coupling induced splitting of Yu-Shiba-Rusinov states in antiferromagnetic dimers. *Nat. Commun.* **2021**, *12*, 1–32.
- (41) Ding, H.; Hu, Y.; Randeria, M. T.; Hoffman, S.; Deb, O.; Klinovaja, J.; Loss, D.; Yazdani, A. *Proc. Natl. Acad. Sci. U. S. A.* **2021**, *118*, e2024837118.
- (42) Fülöp, G.; d'Hollosy, S.; Baumgartner, A.; Makk, P.; Guzenko, V.; Madsen, M.; Nygård, J.; Schönenberger, C.; Csonka, S. Local electrical tuning of the nonlocal signals in a Cooper pair splitter. *Phys. Rev. B: Condens. Matter Mater. Phys.* **2014**, *90*, 235412.
- (43) Fulop, G.; Dominguez, F.; d'Hollosy, S.; Baumgartner, A.; Makk, P.; Madsen, M. H.; Guzenko, V. A.; Nygård, J.; Schönenberger, C.; Levy Yeyati, A.; Csonka, S. Magnetic field tuning and quantum interference in a Cooper pair splitter. *Phys. Rev. Lett.* **2015**, *115*, 227003.
- (44) Kanne, T.; Olsteins, D.; Marnauza, M.; Vekris, A.; Saldana, J. C. E.; Loric, S.; Schlosser, R. D.; Ross, D.; Csonka, S.; Grove-Rasmussen, K.; Nygård, J. Double nanowires for hybrid quantum devices. *arXiv Preprint*, 2021; arXiv:2103.13938, <https://arxiv.org/abs/2103.13938> (accessed 03. 25. 2021).
- (45) Vekris, A.; Saldana, J. C. E.; Kanne, T.; Marnauza, M.; Olsteins, D.; Fan, F.; Li, X.; Hvid-Olsen, T.; Qiu, X.; Xu, H.; Nygård, J.; Grove-Rasmussen, K. Josephson junctions in double nanowires bridged by in-situ deposited superconductors. *arXiv Preprint*, 2021; arXiv:2104.01591, <https://arxiv.org/abs/2104.01591> (accessed 04. 04. 2021).
- (46) Vekris, A.; Saldana, J. C. E.; de Bruijkere, J.; Loric, S.; Kanne, T.; Marnauza, M.; Olsteins, D.; Nygård, J.; Grove-Rasmussen, K. Asymmetric Little-Parks Oscillations in Full Shell Double Nanowires. *arXiv Preprint*, 2021; arXiv:2106.01181, <https://arxiv.org/abs/2106.01181> (accessed 06. 02. 2021).
- (47) Krogstrup, P.; Ziino, N.; Chang, W.; Albrecht, S.; Madsen, M.; Johnson, E.; Nygård, J.; Marcus, C. M.; Jespersen, T. Epitaxy of semiconductor-superconductor nanowires. *Nat. Mater.* **2015**, *14*, 400–406.
- (48) Chang, W.; Albrecht, S.; Jespersen, T.; Kuemmeth, F.; Krogstrup, P.; Nygård, J.; Marcus, C. M. Hard gap in epitaxial semiconductor-superconductor nanowires. *Nat. Nanotechnol.* **2015**, *10*, 232–236.
- (49) Zazunov, A.; Shumeiko, V. S.; Bratus', E. N.; Lantz, J.; Wendin, G. Andreev level qubit. *Phys. Rev. Lett.* **2003**, *90*, 087003.
- (50) Janvier, C.; Tosi, L.; Bretheau, L.; Girit, Ç.; Stern, M.; Bertet, P.; Joyez, P.; Vion, D.; Esteve, D.; Goffman, M.; Pothier, H.; Urbina, C. Coherent manipulation of Andreev states in superconducting atomic contacts. *Science* **2015**, *349*, 1199–1202.
- (51) Hays, M.; De Lange, G.; Serniak, K.; Van Woerkom, D.; Bouman, D.; Krogstrup, P.; Nygård, J.; Geresdi, A.; Devoret, M. Direct microwave measurement of andreev-bound-state dynamics in a semiconductor-nanowire josephson junction. *Phys. Rev. Lett.* **2018**, *121*, 047001.
- (52) Tosi, L.; Metzger, C.; Goffman, M.; Urbina, C.; Pothier, H.; Park, S.; Yeyati, A. L.; Nygård, J.; Krogstrup, P. Spin-orbit splitting of andreev states revealed by microwave spectroscopy. *Phys. Rev. X* **2019**, *9*, 011010.
- (53) Nakamura, Y.; Pashkin, Y. A.; Tsai, J. S. Coherent control of macroscopic quantum states in a single-Cooper-pair box. *Nature* **1999**, *398*, 786–788.
- (54) Larsen, T. W.; Petersson, K. D.; Kuemmeth, F.; Jespersen, T. S.; Krogstrup, P.; Nygård, J.; Marcus, C. M. Semiconductor-nanowire-based superconducting qubit. *Phys. Rev. Lett.* **2015**, *115*, 127001.
- (55) Kitaev, A. Y. Unpaired Majorana fermions in quantum wires. *Physics-Uspekhi* **2001**, *44*, 131.
- (56) Lutchyn, R. M.; Sau, J. D.; Das Sarma, S. Majorana fermions and a topological phase transition in semiconductor-superconductor heterostructures. *Phys. Rev. Lett.* **2010**, *105*, 077001.
- (57) Oreg, Y.; Refael, G.; Von Oppen, F. Helical liquids and Majorana bound states in quantum wires. *Phys. Rev. Lett.* **2010**, *105*, 177002.
- (58) Mourik, V.; Zuo, K.; Frolov, S. M.; Plissard, S.; Bakkers, E. P.; Kouwenhoven, L. P. Signatures of Majorana fermions in hybrid superconductor-semiconductor nanowire devices. *Science* **2012**, *336*, 1003–1007.
- (59) Das, A.; Ronen, Y.; Most, Y.; Oreg, Y.; Heiblum, M.; Shtrikman, H. Zero-bias peaks and splitting in an Al-InAs nanowire topological superconductor as a signature of Majorana fermions. *Nat. Phys.* **2012**, *8*, 887–895.
- (60) Deng, M.; Vaitiekėnas, S.; Hansen, E. B.; Danon, J.; Leijnse, M.; Flensberg, K.; Nygård, J.; Krogstrup, P.; Marcus, C. M. Majorana bound state in a coupled quantum-dot hybrid-nanowire system. *Science* **2016**, *354*, 1557–1562.
- (61) Albrecht, S. M.; Higginbotham, A. P.; Madsen, M.; Kuemmeth, F.; Jespersen, T. S.; Nygård, J.; Krogstrup, P.; Marcus, C. Exponential protection of zero modes in Majorana islands. *Nature* **2016**, *531*, 206–209.
- (62) Baba, S.; Jünger, C.; Matsuo, S.; Baumgartner, A.; Sato, Y.; Kamata, H.; Li, K.; Jeppesen, S.; Samuelson, L.; Xu, H.; Schönenberger, C.; Tarucha, S. Cooper-pair splitting in two parallel InAs nanowires. *New J. Phys.* **2018**, *20*, 063021.
- (63) Ueda, K.; Matsuo, S.; Kamata, H.; Baba, S.; Sato, Y.; Takeshige, Y.; Li, K.; Jeppesen, S.; Samuelson, L.; Xu, H.; Tarucha, S. Dominant nonlocal superconducting proximity effect due to electron-electron interaction in a ballistic double nanowire. *Science Advances* **2019**, *5*, eaaw2194.
- (64) Su, Z.; Tacla, A. B.; Hócevar, M.; Car, D.; Plissard, S. R.; Bakkers, E. P. A. M.; Daley, A. J.; Pekker, D.; Frolov, S. M. Andreev molecules in semiconductor nanowire double quantum dots. *Nat. Commun.* **2017**, *8*, 1–6.
- (65) Van der Wiel, W. G.; De Franceschi, S.; Elzerman, J. M.; Fujisawa, T.; Tarucha, S.; Kouwenhoven, L. P. Electron transport through double quantum dots. *Rev. Mod. Phys.* **2002**, *75*, 1.
- (66) Van Der Wiel, W.; De Franceschi, S.; Fujisawa, T.; Elzerman, J.; Tarucha, S.; Kouwenhoven, L. The Kondo effect in the unitary limit. *Science* **2000**, *289*, 2105–2108.
- (67) Eichler, A.; Deblock, R.; Weiss, M.; Karrasch, C.; Meden, V.; Schönenberger, C.; Bouchiat, H. Tuning the Josephson current in carbon nanotubes with the Kondo effect. *Phys. Rev. B: Condens. Matter Mater. Phys.* **2009**, *79*, 161407.
- (68) Affleck, I.; Caux, J.-S.; Zagoskin, A. M. Andreev scattering and Josephson current in a one-dimensional electron liquid. *Phys. Rev. B: Condens. Matter Mater. Phys.* **2000**, *62*, 1433.

(69) Probst, B.; Domínguez, F.; Schroer, A.; Yeyati, A. L.; Recher, P. Signatures of nonlocal Cooper-pair transport and of a singlet-triplet transition in the critical current of a double-quantum-dot Josephson junction. *Phys. Rev. B: Condens. Matter Mater. Phys.* **2016**, *94*, 155445.

(70) Anselmetti, G. L. R.; Martinez, E. A.; Menard, G. C.; Puglia, D.; Malinowski, F. K.; Lee, J. S.; Choi, S.; Pendharkar, M.; Palmstrøm, C. J.; Marcus, C. M.; Casparis, L.; Higginbotham, A. P. End-to-end correlated subgap states in hybrid nanowires. *Phys. Rev. B: Condens. Matter Mater. Phys.* **2019**, *100*, 205412.

(71) Vaitiekėnas, S.; Winkler, G.; van Heck, B.; Karzig, T.; Deng, M.-T.; Flensberg, K.; Glazman, L.; Nayak, C.; Krogstrup, P.; Lutchyn, R.; Marcus, C. Flux-induced topological superconductivity in full-shell nanowires. *Science* **2020**, *367*, eaav3392.

(72) Klinovaja, J.; Loss, D. Time-reversal invariant parafermions in interacting Rashba nanowires. *Phys. Rev. B: Condens. Matter Mater. Phys.* **2014**, *90*, 045118.

(73) Kitaev, A. Y. Fault-tolerant quantum computation by anyons. *Ann. Phys.* **2003**, *303*, 2–30.

(74) Nayak, C.; Simon, S. H.; Stern, A.; Freedman, M.; Das Sarma, S. Non-Abelian anyons and topological quantum computation. *Rev. Mod. Phys.* **2008**, *80*, 1083.