


RESEARCH ARTICLE

Open Access



Synthesis and biological profile of substituted benzimidazoles

Neelam Vashist¹, Surinder Singh Sambhi², Balasubramanian Narasimhan^{3*} , Sanjiv Kumar³, Siong Meng Lim^{4,5}, Syed Adnan Ali Shah^{4,6}, Kalavathy Ramasamy^{4,5} and Vasudevan Mani⁷

Abstract

Background: A series of benzimidazole derivatives was developed and its chemical scaffolds were authenticated by NMR, IR, elemental analyses and physicochemical properties. The synthesized compounds were screened for their antimicrobial and antiproliferative activities.

Results and discussion: The synthesized benzimidazole compounds were evaluated for their antimicrobial activity using the tube dilution method and were found to exhibit good antimicrobial potential against selected Gram negative and positive bacterial and fungal species. The compounds were also assessed for their anticancer activity exhibited using the SRB assay and were found to elicit antiproliferative activity against MCF7 breast cancer cell line, which was comparable to the standard drug.

Conclusion: Antimicrobial screening results indicated that compounds **1**, **2** and **19** to be promising antimicrobial agents against selected microbial species and comparable to standard drugs which included norfloxacin and flucanazole. The anticancer screening results revealed that compounds, **12**, **21**, **22** and **29** to show the highest activity against MCF7 and their IC₅₀ values were more potent than 5-fluorouracil.

Keywords: Benzimidazoles, Synthesis, Antimicrobial activity, Anticancer activity

Background

The emergence of antibiotic-resistant microorganisms such as fluoroquinolone-resistant *Escherichia coli*, *Streptococcus pneumonia*, carbapenem-resistant *Klebsiella pneumonia*, vancomycin-resistant *enterococci* and methicillin-resistant *Staphylococcus aureus* is becoming a serious health issue worldwide. There is a critical need to develop new chemotherapeutic agents with different mechanism of action [1].

Cancer is a deadly disease prevalent in both the developing as well as the developed countries. In spite of significant improvements in recognition and treatment of cancer, the incidence of certain types of malignancy is still on the rise. Current treatments such as cytotoxic chemotherapy and radiotherapy yielded only transient therapeutic aids that are accompanied by severe adverse

effects. This is due to their toxic effects against normal growing cells. Concerted effort is, therefore, required to eliminate or at least reduce these incidences significantly [2].

Recent findings suggest that substituted benzimidazole derivatives possess potential chemotherapeutic activity with reduced toxic effects. Antibacterial activity of substituted benzimidazole derivatives can be explained by their competition with purines, an integral part of bacterial strain, resulting in inhibition of bacterial nucleic acids and proteins synthesis [3]. Compounds containing benzimidazole moiety such as thiabendazole, parabendazole, mebendazole, albendazole, cambendazole and flubendazole had also been reported for their antihelminthic activity. Similarly, the proton pump inhibitors, omeprazole, lansoprazole, rabeprazole, pantoprazole, had been reported for their use in the management of acid related disorders. In fact, benzimidazole derivatives had found their applications as antioxidant [4], antimicrobial [5], antihelminthic

*Correspondence: naru2000us@yahoo.com

³ Faculty of Pharmaceutical Sciences, Maharshi Dayanand University, Rohtak 124001, India

Full list of author information is available at the end of the article



[6], anticancer [7], antiviral [8], anti-allergic [9], anti-arthritis [10] and anti-mycobacterial agents [11].

In light of above, the present study was undertaken to synthesise and evaluate the antimicrobial and anticancer potentials of substituted benzimidazole derivatives.

Results and discussion

Chemistry

Target compounds (1–30) were synthesized by following procedure outlined in Scheme 1. The physico-chemical data of the target compounds are presented in Table 1. The synthesized compounds were evaluated on the basis of spectral analysis: IR, NMR and Mass and elemental analyses which were in full agreement with their proposed molecular structures. The formation of Schiff bases is confirmed by the presence of N=CH str., at around 1560 cm^{-1} in the IR spectra of synthesized compounds (1–11). Asym str., at around 1550 cm^{-1} indicated the presence of aromatic nitro group in 5, 7, 13, 14, 16, 21–28 compounds. The presence of C–O–C str., of aralkyl showed methoxy group in 3, 9, 11, 13, 17–20, 27 compounds. The C–H str., at 1727 cm^{-1} confirmed the aliphatic aldehyde group in 10, 14 and 15 compounds. Furthermore, the appearance of C=O str., at 1660 cm^{-1} and the absence of NH str., of imidazole at 3400 cm^{-1} confirmed the synthesis of methanone derivatives (12–30). The multiplet corresponds to $6.697\text{--}7.823\text{ }\delta$ ppm confirmed the presence of aromatic protons of aryl nucleus and benzimidazole. The appearance of singlet at around $9.580\text{ }\delta$ ppm confirmed the Schiff bases (N=CH–). The singlet peak at $3.426\text{ }\delta$ ppm indicated the presence of dimethyl group in compounds, 1, 6, 22, 29 and 30. The doublet peak observed at $1.273\text{--}1.276\text{ }\delta$ ppm which confirmed the presence of aliphatic methyl group in the synthesized compounds, 8, 12 and 15. The multiplet showed at $1.243\text{--}2.496\text{ }\delta$ ppm confirmed the presence of CH_2 chain of palmitoyl group in the structure of compounds (20, 28 and 29). Further confirmation was made on the basis of ^{13}C -NMR and MS spectral analyses. The results of C, H, N analysis are within limits of $\pm 0.3\%$.

Anticancer activity

The synthesized benzimidazole derivatives were screened for their anticancer activity against MCF7 (ATCC HTB-22), an oestrogen receptor positive human breast adeno-carcinoma cell line. Anticancer screening results (Table 2) indicated that compound 22 ($\text{IC}_{50}=0.9\text{ }\mu\text{M}$) was found to be the most potent when compared to the standard drug, 5-fluorouracil ($\text{IC}_{50}=35.4\text{ }\mu\text{M}$). Other compounds which included 12, 21 and 29 also exhibited more potent antiproliferative results ($\text{IC}_{50}=7.0, 5.4$ and $5.5\text{ }\mu\text{M}$, respectively) when compared to the standard

drug. These compounds may be used as drug leads for discovery of new anticancer agents.

Antimicrobial activity

Antimicrobial activity results (Table 3) indicated that the compounds possessed good antimicrobial activity against the tested bacterial and fungal strains. Compound 1 showed good antibacterial activity against *E. coli* ($\text{MIC}_{ec}=5.4\text{ }\mu\text{M}$) and *B. subtilis* ($\text{MIC}_{bs}=10.7\text{ }\mu\text{M}$), whereas compound 19 was found to be more potent against *S. aureus* ($\text{MIC}_{sa}=12.4\text{ }\mu\text{M}$). The reference drug, norfloxacin, yielded MIC of $4.7\text{ }\mu\text{M}$ against the tested microorganisms. The antifungal activity results indicated that compound 2 showed good activity against *C. albicans* ($\text{MIC}_{ca}=5.4\text{ }\mu\text{M}$). Compound 19, on the other hand, was the most potent antifungal agent against *A. niger* ($\text{MIC}_{an}=3.1\text{ }\mu\text{M}$) in comparison to fluconazole ($\text{MIC}=5.0\text{ }\mu\text{M}$), the reference drug. Thus, compound 19 may serve as a potential lead compound for the design of novel antifungal agents.

Structure activity relationship

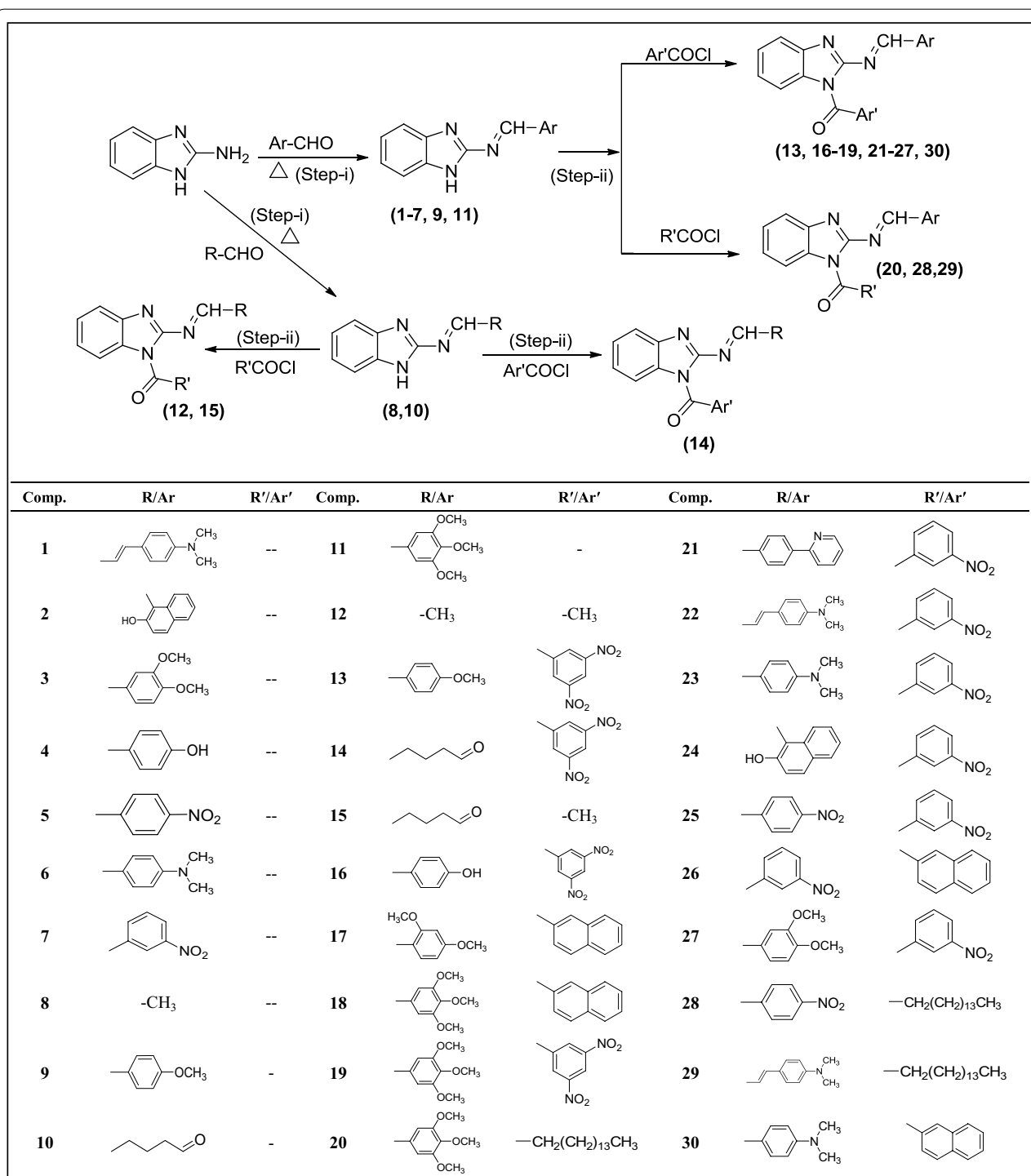
The following structure activity relationship may be drawn from the antimicrobial and anticancer activities of the benzimidazole derivatives (Fig. 1):

- It has been noticed that the antibacterial activity of Schiff bases against *E. coli* enhanced due to the presence of vinyl group between benzimidazole amine and *N*-benzylidene moiety and the substitution of electron releasing group at phenyl nucleus as in the compound 1 and the same moiety improved anticancer activity of methanone derivatives as in compound 22.
- The electron donating group placed at phenyl ring attached to *N*-allylidene/arylidene moiety along with presence of electron withdrawing group on phenyl ring attached to methanone moiety improved antibacterial and antifungal activity of synthesized benzimidazole derivatives against bacterial and fungal strains as in compound 19.

Experimental

Materials and methods

All the laboratory reagents were procured from Sigma Aldrich and were used without any purification. Melting points were determined on Sonar melting point apparatus in an open capillary tube and are uncorrected. Purity of the compound was ascertained by commercialized (E-Merck Kieselgel 60 F254) TLC plates. The Infrared spectrum was recorded in KBr discs on a Shimadzu-FTIR 8400S spectrometer (ν_{max} in cm^{-1}). Proton and



Scheme 1 Synthesis of benzimidazole derivatives (**1–30**). Reaction condition: Step i: 2-Aminobenzimidazole, substituted aldehyde, ethanol, glacial acetic acid, reflux for 4–5 h (RT), Step ii: Schiff's base, different acylchlorides, dimethylformamide, triethylamine, stir for 24 h (RT)

Table 1 Physicochemical characteristic of the synthesized compounds

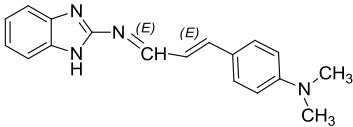
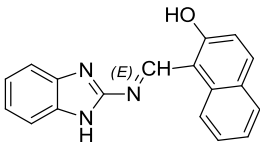
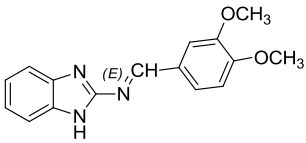
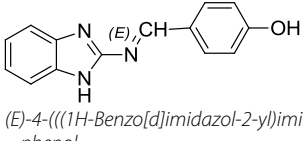
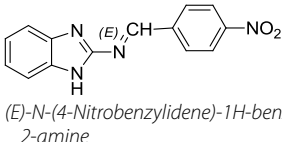
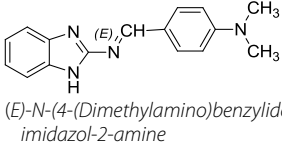
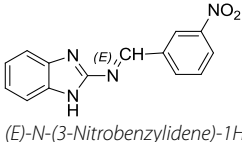
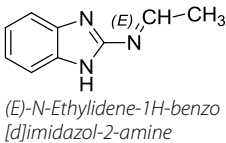
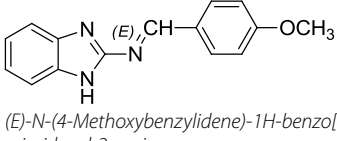
Comp.	Molecular structures with stereochemistry	M. formula and CHN analyses	M. wt.	Rf value	% Yield	M. Pt. (°C)
1	 <i>(E)-N-((E)-3-(4-(Dimethylamino)phenyl) allylidene)-1H-benzo[d]imidazol-2-amine</i>	C ₁₈ H ₁₈ N ₄ : Anal calcd: C, 74.46; H, 6.25; N, 19.30; Found: C, 74.43; H, 6.27; N, 19.33	290.40	0.76 ^a	76	228–230
2	 <i>(E)-1-(((1H-Benzo[d]imidazol-2-yl)imino)methyl)naphthalen-2-ol</i>	C ₁₈ H ₁₃ N ₃ O: Anal calcd: C, 75.25; H, 4.56; N, 14.63; Found: C, 75.27; H, 4.59; N, 14.60	287.34	0.79 ^a	74	255–257
3	 <i>(E)-N-(3,4-Dimethoxybenzylidene)-1H-benzo[d]imidazol-2-amine</i>	C ₁₆ H ₁₅ N ₃ O ₂ : Anal calcd: C, 68.31; H, 5.37; N, 14.94; Found: C, 68.34; H, 5.35; N, 14.97	281.34	0.77 ^a	78	225–227
4	 <i>(E)-4-(((1H-Benzo[d]imidazol-2-yl)imino)methyl)phenol</i>	C ₁₄ H ₁₁ N ₃ O: Anal calcd: C, 70.87; H, 4.67; N, 17.71; Found: C, 70.88; H, 4.65; N, 17.73	237.28	0.75 ^a	67	220–222
5	 <i>(E)-N-(4-Nitrobenzylidene)-1H-benzo[d]imidazol-2-amine</i>	C ₁₄ H ₁₀ N ₄ O ₂ : Anal calcd: C, 63.15; H, 3.79; N, 21.04; Found: C, 63.13; H, 3.77; N, 21.07	266.28	0.72 ^a	72	236–238
6	 <i>(E)-N-(4-(Dimethylamino)benzylidene)-1H-benzo[d]imidazol-2-amine</i>	C ₁₆ H ₁₆ N ₄ : Anal calcd: C, 72.70; H, 6.10; N, 21.20; Found: C, 72.73; H, 6.12; N, 21.22	264.36	0.79 ^a	82	238–240
7	 <i>(E)-N-(3-Nitrobenzylidene)-1H-benzo[d]imidazol-2-amine</i>	C ₁₄ H ₁₀ N ₄ O ₂ : Anal calcd: C, 63.15; H, 3.79; N, 21.04; Found: C, 63.18; H, 3.77; N, 21.05	266.28	0.76 ^a	76	190–192
8	 <i>(E)-N-Ethylidene-1H-benzo[d]imidazol-2-amine</i>	C ₉ H ₉ N ₃ : Anal calcd: C, 67.90; H, 5.70; N, 26.40; Found: C, 67.88; H, 5.72; N, 26.42	159.21	0.72 ^a	80	172–175
9	 <i>(E)-N-(4-Methoxybenzylidene)-1H-benzo[d]imidazol-2-amine</i>	C ₁₅ H ₁₃ N ₃ O: Anal calcd: C, 71.70; H, 5.21; N, 16.72; Found: C, 71.73; H, 5.22; N, 16.74	251.31	0.71 ^a	75	198–200

Table 1 (continued)

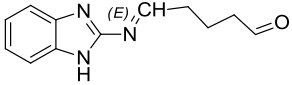
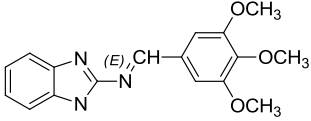
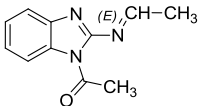
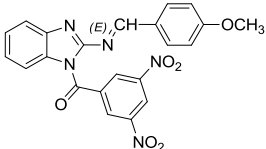
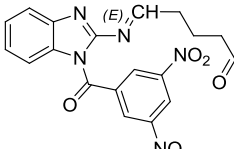
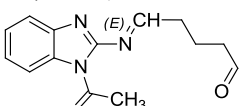
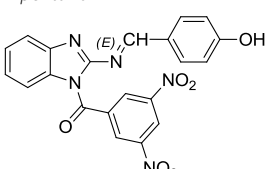
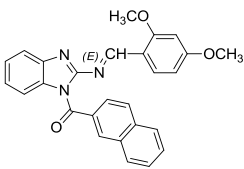
Comp.	Molecular structures with stereochemistry	M. formula and CHN analyses	M. wt.	Rf value	% Yield	M. Pt. (°C)
10	 <i>(E)</i> -5-((1H-benzo[d]imidazol-2-yl)imino)pentanal	C ₁₂ H ₁₃ N ₃ O: Anal calcd: C, 66.96; H, 6.09; N, 19.52; Found: C, 66.94; H, 6.11; N, 19.55	215.28	0.75 ^a	78	265–267
11	 <i>(E)</i> -N-(3,4,5-Trimethoxybenzylidene)-1H-benzo[d]imidazol-2-amine	C ₁₇ H ₁₇ N ₃ O ₃ : Anal calcd: C, 65.58; H, 5.50; N, 13.50; Found: C, 65.61; H, 5.53; N, 13.52	311.37	0.72 ^a	84	242–245
12	 <i>(E)</i> -1-(2-(Ethylideneamino)-1H-benzo[d]imidazol-1-yl)ethanone	C ₁₁ H ₁₁ N ₃ O: Anal calcd: C, 65.66; H, 5.51; N, 20.88; Found: C, 65.65; H, 5.54; N, 20.86	201.22	0.63 ^b	74	262–265
13	 <i>(E)</i> -(3,5-Dinitrophenyl)(2-((4-methoxy-benzylidene)amino)-1H-benzo[d]imidazol-1-yl)methanone	C ₂₂ H ₁₅ N ₅ O ₆ : Anal calcd: C, 59.33; H, 3.39; N, 15.72; Found: C, 59.35; H, 3.42; N, 15.75	445.38	0.58 ^b	68	243–245
14	 <i>(E)</i> -5-((1-(3,5-Dinitrobenzoyl)-1H-benzo[d]imidazol-2-yl)imino)pentanal	C ₁₄ H ₁₁ N ₃ O ₂ : Anal calcd: C, 55.75; H, 3.69; N, 17.11; Found: C, 55.78; H, 3.71; N, 17.14	253.26	0.66 ^b	65	162–164
15	 <i>(E)</i> -5-((1-Acetyl-1H-benzo[d]imidazol-2-yl)imino)pentanal	C ₁₄ H ₁₅ N ₃ O ₂ : Anal calcd: C, 65.35; H, 5.88; N, 16.33; Found: C, 65.37; H, 5.90; N, 16.36	257.29	0.62 ^b	72	226–228
16	 <i>(E)</i> -(3,5-Dinitrophenyl)(2-((4-hydroxybenzylidene)amino)-1H-benzo[d]imidazol-1-yl)methanone	C ₂₁ H ₁₃ N ₅ O ₆ : Anal calcd: C, 58.47; H, 3.04; N, 16.24; Found: C, 58.49; H, 3.05; N, 16.25	431.36	0.64 ^b	70	175–177
17	 <i>(E)</i> -(2-((2,4-Dimethoxybenzylidene)amino)-1H-benzo[d]imidazol-1-yl)(naphthalen-2-yl)methanone	C ₂₇ H ₂₁ N ₃ O ₃ : Anal calcd: C, 74.47; H, 4.86; N, 9.65; Found: C, 74.49; H, 4.88; N, 9.68	435.47	0.54 ^b	67	120–122

Table 1 (continued)

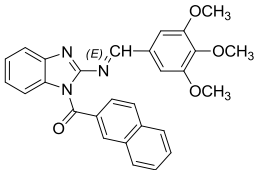
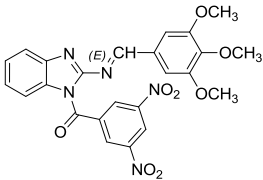
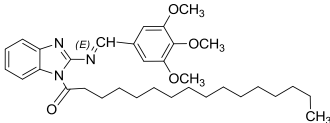
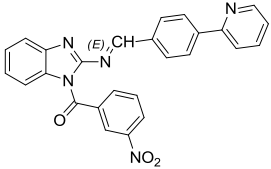
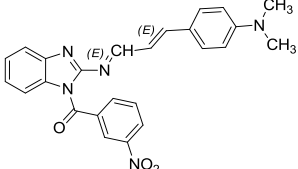
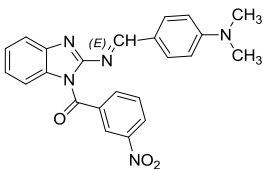
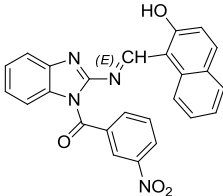
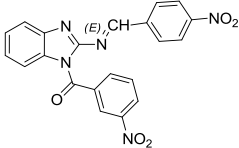
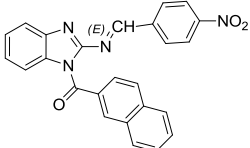
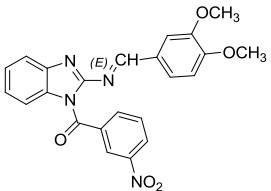
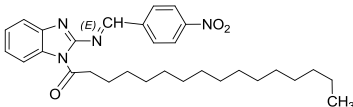
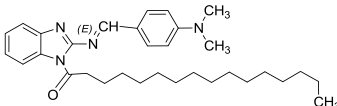
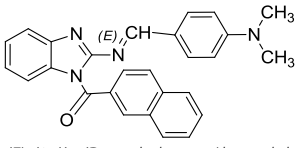
Comp.	Molecular structures with stereochemistry	M. formula and CHN analyses	M. wt.	Rf value	% Yield	M. Pt. (°C)
18	 <p>(<i>E</i>)-Naphthalen-2-yl(2-((3,4,5-trimethoxybenzylidene)amino)-1H-benzo[d]imidazol-1-yl)methanone</p>	C ₂₈ H ₂₃ N ₃ O ₄ ; Anal calcd: C, 72.24; H, 4.98; N, 9.03; Found: C, 72.27; H, 4.95; N, 9.05	465.5	0.65 ^b	75	210–212
19	 <p>(<i>E</i>)-(3,5-Dinitrophenyl)(2-((3,4,5-trimethoxybenzylidene)amino)-1H-benzo[d]imidazol-1-yl)methanone</p>	C ₂₄ H ₁₉ N ₅ O ₈ ; Anal calcd: C, 57.03; H, 3.79; N, 13.86; Found: C, 57.07; H, 3.76; N, 13.88	505.44	0.66 ^b	66	141–143
20	 <p>(<i>E</i>)-1-(2-((3,4,5-trimethoxybenzylidene)amino)-1H-benzo[d]imidazol-1-yl)hexadecan-1-one</p>	C ₃₃ H ₄₇ N ₃ O ₄ ; Anal calcd: C, 72.10; H, 8.62; N, 7.64; Found: C, 72.11; H, 8.65; N, 7.67	549.74	0.62 ^b	78	136–138
21	 <p>(<i>E</i>)-(3-Nitrophenyl)(2-((4-(pyridin-2-yl)benzylidene)amino)-1H-benzo[d]imidazol-1-yl)methanone</p>	C ₂₆ H ₁₇ N ₅ O ₃ ; Anal calcd: C, 69.79; H, 3.83; N, 15.65; Found: C, 69.77; H, 3.86; N, 15.68	447.44	0.57 ^b	67	142–144
22	 <p>2-((<i>E</i>)-(E)-3-(4-(Dimethylamino)phenyl)allylidene)amino)-1H-benzo[d]imidazol-1-yl(3-nitrophenyl)methanone</p>	C ₂₅ H ₂₁ N ₅ O ₃ ; Anal calcd: C, 68.33; H, 4.82; N, 15.94; Found: C, 68.37; H, 4.80; N, 15.97	439.47	0.59 ^b	82	126–128
23	 <p>(<i>E</i>)-2-((4-(Dimethylamino)benzylidene)amino)-1H-benzo[d]imidazol-1-yl(3-nitrophenyl)methanone</p>	C ₂₃ H ₁₉ N ₅ O ₃ ; Anal calcd: C, 66.82; H, 4.63; N, 16.94; Found: C, 66.83; H, 4.66; N, 16.97	413.43	0.63 ^b	76	131–133

Table 1 (continued)

Comp.	Molecular structures with stereochemistry	M. formula and CHN analyses	M. wt.	Rf value	% Yield	M. Pt. (°C)
24	 <p>(E)-2-(((2-hydroxynaphthalen-1-yl)-methylene)amino)-1H-benzo[d]imidazol-1-yl(3-nitrophenyl) methanone</p>	C ₂₅ H ₁₆ N ₄ O ₄ : Anal calcd: C, 68.80; H, 3.70; N, 12.84; Found: C, 68.83; H, 3.72; N, 12.87	436.42	0.64 ^b	65	134–136
25	 <p>(E)-2-(((4-Nitrobenzylidene)amino)-1H-benzo[d]imidazol-1-yl(3-nitrophenyl) methanone</p>	C ₂₁ H ₁₃ N ₅ O ₅ : Anal calcd: C, 60.72; H, 3.15; N, 16.86; Found: C, 60.75; H, 3.17; N, 16.89	415.36	0.66 ^b	74	119–121
26	 <p>(E)-Naphthalen-2-yl(2-(((4-nitrobenzylidene)amino)-1H-benzo[d]imidazol-1-yl)methanone</p>	C ₂₅ H ₁₆ N ₄ O ₃ : Anal calcd: C, 71.42; H, 3.84; N, 13.33; Found: C, 71.43; H, 3.87; N, 13.37	420.42	0.52 ^b	62	176–178
27	 <p>(E)-2-(((3,4-Dimethoxybenzylidene)amino)-1H-benzo[d]imidazol-1-yl(3-nitrophenyl) methanone</p>	C ₂₃ H ₁₈ N ₄ O ₅ : Anal calcd: C, 64.18; H, 4.22; N, 13.02; Found: C, 64.21; H, 4.25; N, 13.04	430.41	0.63 ^b	65	235–237
28	 <p>(E)-1-(2-(((4-Nitrobenzylidene)amino)-1H-benzo[d]imidazol-1-yl)hexadecan-1-one</p>	C ₃₀ H ₄₀ N ₄ O ₃ : Anal calcd: C, 71.40; H, 7.99; N, 11.10; Found: C, 71.39; H, 7.97; N, 11.12	504.66	0.59 ^b	66	126–128
29	 <p>(E)-1-(2-(((4-(Dimethylamino)benzylidene)amino)-1H-benzo[d]imidazol-1-yl)hexadecan-1-one</p>	C ₃₄ H ₄₈ N ₄ O: Anal calcd: C, 77.23; H, 9.15; N, 10.60; Found: C, 77.21; H, 9.16; N, 10.63	528.77	0.64 ^b	68	131–133
30	 <p>(E)-2-(((4-(Dimethylamino)benzylidene)amino)-1H-benzo[d]imidazol-1-yl(naphthalen-2-yl) methanone</p>	C ₂₇ H ₂₂ N ₄ O: Anal calcd: C, 77.49; H, 5.30; N, 13.39; Found: C, 77.51; H, 5.32; N, 13.42	418.49	0.62 ^b	76	192–195

TLC mobile phase: ^a Ethyl acetate: Methanol (7:3); ^b Chloroform: Methanol (8:2)

Table 2 Anticancer screening results of synthesized compounds

Comp.	MCF-7 cell line	Comp.	MCF-7 cell line
Anticancer screening ($IC_{50} = \mu M$)			
1	31.0	16	231.8
2	41.8	17	39.0
3	170.6	18	161.1
4	101.1	19	15.8
5	67.6	20	23.6
6	>378.3	21	5.4
7	112.7	22	00.9
8	>628.1	23	50.8
9	>310.4	24	61.9
10	157.9	25	18.8
11	>321.2	26	176.0
12	7.0	27	123.1
13	19.1	28	31.7
14	>394.9	29	5.5
15	11.7	30	138.6
5-Fluorouracil	35.4	5-Fluorouracil	35.4

^{13}C NMR spectra of the synthesized compounds were recorded on Bruker Advance-II 400 NMR spectrometer with DMSO as a solvent and the chemical shift data were expressed as delta values related to tetramethylsilane. Mass spectra were recorded using Waters, Q-TOF micro-mass spectrometer.

Procedure for the title compounds (1–11)

2-Aminobenzimidazole (0.01 mol) was refluxed with different substituted aromatic aldehyde (0.01 mol) in ethanol (20 ml) for 4–5 h (RT) in presence of glacial acetic acid (few drops). Then the reaction mixture was allowed to cool at RT and the precipitated compound was filtered and dried [12].

Synthesis of 2-(alkyl/arylideneamino)-1H-benzo[d]imidazol-1-yl-alkyl/aryl-methanones (12–30)

Compound of Schiff's bases (1–11) (0.005 mol) were stirred at RT with different acylchlorides (0.005 mol) in dimethylformamide for 24 h with the addition of small amount of triethylamine. The resulting reaction mixture was precipitated using ice cold water and the crude product was filtered through a vacuum pump, washed with cold water, dried and recrystallized using rectified spirit [13].

Spectral data of synthesized compounds

(*E*)-*N*-((*E*)-3-(4-(Dimethylamino)phenyl)allylidene)-1H-benzo[d]imidazol-2-amine (1) IR (KBr cm^{-1}): 1550 (N=CH str.), 3475 (N–H str.), 1431 (Ar, C=C str.), 1253 (C–N str.), 1300 (–N(CH₃)₂ str.); 1H NMR

(DMSO): 9.557–9.575 (d, 1H, N=CH), 6.646–6.714 (d, 1H, –CH=CH), 6.416–7.614 (m, 8H, ArH), 3.426 (s, 6H, (CH₃)₂); ^{13}C NMR (DMSO): 40, 115, 119, 123, 127, 135, 138, 148, 159, 162; MS: $m/z = 291.12$ (M⁺ +1).

(*E*)-1-(((1H-Benzo[d]imidazol-2-yl)imino)methyl)naphthalen-2-ol (2) IR (KBr cm^{-1}): 3066 (N–H str., of imidazole), 3012 (C–H aromatic ring str.), 1442 (Ar, C=C str.), 1550 (N=CH str.), 1253 (C–N str.), 3518 (O–H str.); 1H NMR (DMSO): 10.295 (s, 1H, N=CH), 7.096–8.108 (m, 10H, ArH), 4.481 (s, 1H, OH), 10.809 (s, 1H, NH of imidazole); ^{13}C NMR (DMSO): 115, 118, 123, 127, 128, 129, 132, 135, 138, 159, 162; MS: $m/z = 288.39$ (M⁺ +1).

(*E*)-*N*-(3,4-Dimethoxybenzylidene)-1H-benzo[d]imidazol-2-amine (3) IR (KBr cm^{-1}): 3410 (N–H str.), 3058 (Ar, C–H str.), 1542 (C=C str.), 1610 (N=CH str.), 2827 (Ar, OCH₃ str.); 1H NMR (DMSO): 9.487 (s, 1H, N=CH), 6.982–7.849 (m, 7H, ArH), 10.452 (s, 1H, NH of imidazole) 3.502 (s, 6H, (OCH₃)₂); ^{13}C NMR (DMSO): 56, 115, 123, 127, 138, 152, 159, 162; MS: $m/z = 282.14$ (M⁺ +1).

(*E*)-4-(((1H-Benzo[d]imidazol-2-yl)imino)methyl)phenol (4) IR (KBr cm^{-1}): 3440 (N–H str.), 3063 (Ar, C–H str.), 1537 (C=C str.), 1613 (N=CH str.), 3452 (O–H str.); 1H NMR (DMSO): 9.582 (s, 1H, N=CH), 7.106–8.367 (m, 8H, ArH), 10.809 (s, 1H, NH of imidazole); ^{13}C NMR (DMSO): 115, 117, 123, 126, 129, 131, 138, 159, 162; MS: $m/z = 238.17$ (M⁺ +1).

(*E*)-*N*-(4-Nitrobenzylidene)-1H-benzo[d]imidazol-2-amine (5) IR (KBr cm^{-1}): 3240 (N–H str., of imidazole ring), 2974 (C–H aromatic ring str.), 1465 (Ar, C=C str.), 1550 (N=CH str.), 1548 (Ar–C–NO₂ asym str.); 1H NMR (DMSO): 9.550 (s, 1H, N=CH), 7.103–8.105 (m, 4H, ArH), 8.116–8.376 (d, 4H, Ar–NO₂), 12.73 (s, 1H, NH of imidazole); ^{13}C NMR (DMSO): 115, 120, 123, 130, 138, 149, 159, 162; MS: $m/z = 267.26$ (M⁺ +1).

(*E*)-*N*-(4-(Dimethylamino)benzylidene)-1H-benzo[d]imidazol-2-amine (6) IR (KBr cm^{-1}): 1550 (N=CH str.), 3374 (N–H str.), 1462 (Ar, C=C str.), 1298 (C–N str. –N(CH₃)₂); 1H NMR (DMSO): 9.206 (s, 1H, N=CH), 6.697–7.823 (m, 8H, ArH), 3.043 (s, 6H, (CH₃)₂), 12.42 (s, 1H, NH of imidazole); ^{13}C NMR (DMSO): 40, 115, 123, 138, 159, 162; MS: $m/z = 265.35$ (M⁺ +1).

(*E*)-*N*-(3-Nitrobenzylidene)-1H-benzo[d]imidazol-2-amine (7) IR (KBr cm^{-1}): 3428 (N–H str.), 3068 (Ar, C–H str.), 1531 (C=C str.), 1618 (C=N str.), 1547 (Ar–NO₂ str.); 1H NMR (DMSO): 9.515 (s, 1H, N=CH), 7.213–8.378 (m, 8H, ArH), 10.23 (s, 1H, NH of

Table 3 Antimicrobial activity of synthesized compounds

Comp.	Antimicrobial screening (MIC = μM)				
	Bacterial species			Fungal species	
	<i>E. coli</i>	<i>B. subtilis</i>	<i>S. aureus</i>	<i>C. albicans</i>	<i>A. niger</i>
1	05.4	10.7	43	10.7	21.5
2	43.5	21.8	43.5	5.4	10.9
3	22.2	22.2	44.4	11.1	22.2
4	06.6	13.1	52.7	13.1	26.3
5	46.9	23.5	46.9	23.5	23.5
6	47.3	23.6	47.3	47.3	47.3
7	23.5	23.5	46.9	93.9	23.5
8	39.3	39.3	78.5	78.5	78.5
9	24.9	24.9	49.7	24.9	49.7
10	14.5	29	58.1	29	58.1
11	10.0	20.1	40.1	20.1	20.1
12	248.5	248.5	15.5	62.1	31.1
13	56.1	28.1	14	14	7
14	197.4	197.4	24.7	98.7	24.7
15	194.3	194.3	24.3	48.6	24.3
16	58.0	29	14.5	14.5	7.2
17	28.7	28.7	14.4	28.7	7.2
18	26.9	13.4	13.4	26.9	6.7
19	49.5	12.4	12.4	6.2	3.1
20	45.5	11.4	22.7	22.7	11.4
21	27.9	14	14	55.9	7
22	56.9	28.4	14.2	28.4	7.1
23	60.5	30.2	15.1	30.2	7.5
24	28.6	28.6	14.3	28.6	7.1
25	60.2	30.1	15	30.1	7.5
26	29.7	29.7	14.9	59.5	7.4
27	58.1	29	14.5	29	7.2
28	49.5	24.8	24.8	24.8	12.4
29	47.3	11.8	23.6	23.6	11.8
30	29.9	29.9	14.9	59.7	7.5
DMSO	NA	NA	NA	NA	NA
Std. drugs	4.7 ^a	4.7 ^a	4.7 ^a	5.1 ^b	5.1 ^b

NA no activity, DMSO dimethyl sulphoxide

Std. drugs: ^a Norfloxacin, ^b Fluconazole

imidazole); ¹³C NMR (DMSO): 115,123, 127, 135, 138, 150, 159, 162; MS: $m/z = 267.28$ ($M^+ + 1$).

(*E*)-*N*-Ethylidene-1*H*-benzo[d]imidazol-2-amine (**8**) IR (KBr cm^{-1}): 3267 (N–H str., of imidazole ring), 2924 (C–H aromatic ring str.), 1465 (Ar, C=C str.), 1550 (N=CH str.), 2877 (R-CH₃, sym str.); ¹H NMR (DMSO): 8.654 (s, 1H, N=CH), 6.897–7.143 (m, 4H, ArH), 1.243 (s, 3H, CH₃); ¹³C NMR: 22, 111, 120, 154, 175. MS: $m/z = 160.28$ ($M^+ + 1$).

(*E*)-*N*-(4-Methoxybenzylidene)-1*H*-benzo[d]imidazol-2-amine (**9**) IR (KBr cm^{-1}): 3340 (N–H str., of

imidazole ring), 2970 (C–H aromatic ring str.), 1496 (Ar, C=C str.), 1566 (N=CH str.), 1257 (C–O–C str.); ¹H NMR (DMSO): 9.383 (s, 1H, N=CH), 7.027–7.960 (m, 8H, ArH), 3.523 (s, 3H, OCH₃), 12.497 (s, 1H, NH of imidazole); ¹³C NMR (DMSO): 57, 114, 115, 123, 126, 130, 138, 162; MS: $m/z = 252.28$ ($M^+ + 1$).

(*E*)-5-((1*H*-Benzo[d]imidazol-2-yl)imino)pentanal (**10**) IR (KBr cm^{-1}): 3426 (N–H str.), 3054 (Ar, C–H str.), 1562 (C=C str.), 1623 (N=CH str.), 2773 (Aliphatic C–H str.), 1724 (Aliphatic aldehyde C=O str.); ¹H NMR (DMSO): 8.454 (t, 1H, N=CH), 6.856–7.143 (m, 4H, ArH), 1.243–2.567 (m, 6H, CH₂), 9.700 (t, 1H, CH=O); ¹³C NMR (DMSO): 18, 28, 44, 115, 123, 138, 160, 162, 202. MS: $m/z = 216.26$ ($M^+ + 1$).

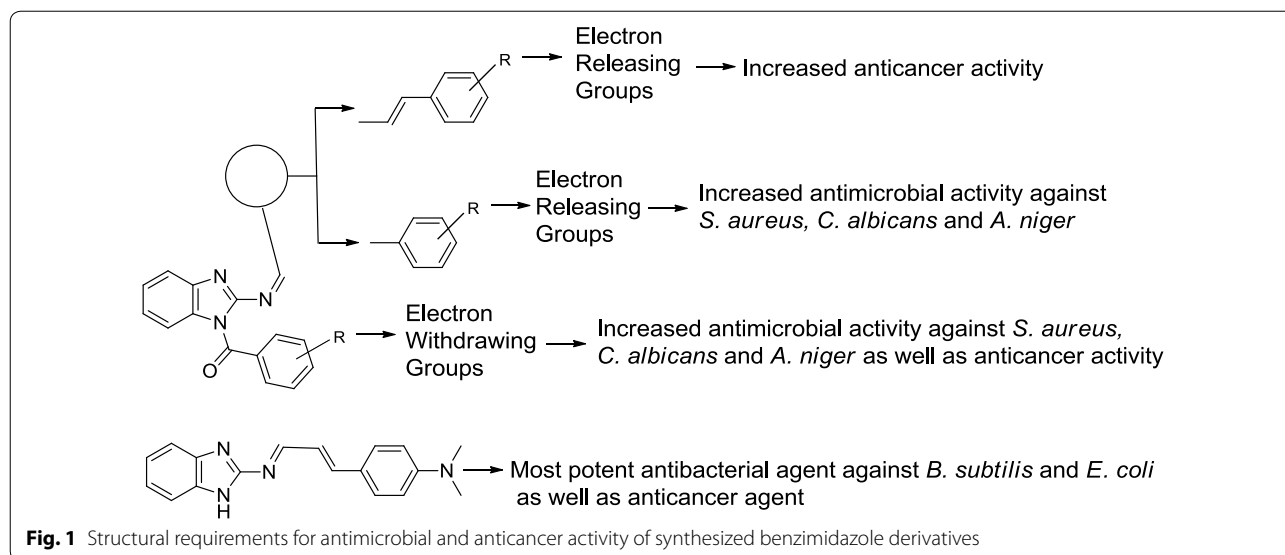
(*E*)-*N*-(3,4,5-Trimethoxybenzylidene)-1*H*-benzo[d]imidazol-2-amine (**11**) IR: 3429 (N–H str.), 3064 (Ar, C–H str.), 1577 (C=C str.), 1606 (N=CH str.), 2835 (Ar, O–CH₃ str.); ¹H NMR (DMSO): 9.476 (s, 1H, N=CH), 6.962–7.859 (m, 6H, ArH), 10.462 (s, 1H, NH of imidazole) 3.382 (s, 9H, (OCH₃)₃); ¹³C NMR (DMSO): 56, 106, 115, 123, 127, 138, 141, 152, 159, 162; MS: $m/z = 312.14$ ($M^+ + 1$).

(*E*)-1-(2-(Ethylideneamino)-1*H*-benzo[d]imidazol-1-yl)ethanone (**12**) IR (KBr cm^{-1}): 1661 (C=O str.), 2919 (C–H aromatic str.), 1575 (N=CH str.), 2849 (CH str. (sym), R-CH₃); ¹H NMR (DMSO): 7.305–7.627 (m, 4H, Ar–H), 7.233 (s, 1H, N=CH), 1.273–1.276 (d, 3H, CH₃), 2.856 (s, 3H, CH₃); ¹³C NMR (DMSO): 16, 24, 115, 123, 129, 138, 141, 162, 168; MS: $m/z = 201$ ($M^+ + 1$).

(*E*)-(3,5-Dinitrophenyl)(2-((4-methoxy-benzylidene)amino)-1*H*-benzo[d]imidazol-1-yl)methanone (**13**) IR (KBr cm^{-1}): 1710 (C=O str.), 2924 (C–H aromatic str.), 1537 (N=CH str.), 1545 (Ar-NO₂ str.), 1110 (C–O–C str., OCH₃); ¹H NMR (DMSO): 6.785–7.943 (m, 8H, ArH), 8.632 (s, 1H, N=CH), 2.984 (s, 3H, (OCH₃)), 8.912–9.063 (m, 3H, Ar(NO₂)₂); ¹³C NMR (DMSO): 56, 115, 123, 125, 130, 150, 163, 168; MS: $m/z = 445$ ($M^+ + 1$).

(*E*)-5-((1-(3,5-Dinitrobenzoyl)-1*H*-benzo[d]imidazol-2-yl)imino)pentanal (**14**) IR (KBr cm^{-1}): 1701 (C=O str.), 3122 (C–H aromatic str.), 1627 (N=CH str.), 1543 (Ar, NO₂ str.), 1727 (Aliphatic aldehyde C=O str.); ¹H NMR (DMSO): 6.875–7.946 (m, 4H, ArH), 8.632 (s, 1H, N=CH), 8.912–9.063 (m, 3H, Ar(NO₂)₂), 9.254–9.678 (m, 1H, CHO); ¹³C NMR (DMSO): 19, 28, 44, 115, 123, 125, 130, 150, 163, 168; MS: $m/z = 409$ ($M^+ + 1$).

(*E*)-5-((1-Acetyl-1*H*-benzo[d]imidazol-2-yl)imino)pentanal (**15**) IR (KBr cm^{-1}): 1695 (C=O str.), 3050 (C–H aromatic str.), 1606 (N=CH str.), 1535 (C–NO₂ str.), 2860



(C–H sym. str., R-CH₃), 1728 (Aliphatic aldehyde C=O str.); ¹H NMR (DMSO): 7.875–8.246 (m, 4H, ArH), 7.632 (s, 1H, N=CH), 9.254–9.678 (m, 1H, CHO), 2.856 (s, 3H, CH₃); ¹³C NMR (DMSO): 19, 24, 28, 44, 115, 123, 138, 142, 163, 168, 202; MS: *m/z* = 257 (M⁺ + 1).

(*E*)-(3,5-Dinitrophenyl)(2-((4-hydroxybenzylidene)amino)-1*H*-benzo[d]imidazol-1-yl)methanone (**16**) IR (KBr cm⁻¹): 1685 (C=O str.), 3094 (C–H aromatic str.), 1630 (N=CH str.), 1544 (C–NO₂ str.), 3465 (O–H str.); ¹H NMR (DMSO): 6.885–7.632 (m, 8H, ArH), 8.654 (s, 1H, N=CH), 8.912–9.063 (m, 3H, Ar (NO₂)₂); ¹³C NMR (DMSO): 115, 123, 125, 130, 132, 138, 150, 160, 168; MS: *m/z* = 431 (M⁺ + 1).

(*E*)-(2-((2,4-Dimethoxybenzylidene)amino)-1*H*-benzo[d]imidazol-1-yl)(naphthalen-2-yl)methanone (**17**) IR (KBr cm⁻¹): 1695 (C=O str.), 2919 (C–H aromatic str.), 1634 (N=CH str.), 2850 (Ar, OCH₃ str.); 1646 (naph. ring str.); ¹H NMR (DMSO): 6.844–8.213 (m, 14H, ArH), 8.612 (s, 1H, N=CH), 2.804 (s, 6H, (OCH₃)₂); ¹³C NMR (DMSO): 56, 101, 107, 109, 115, 123, 127, 129, 132, 138, 142, 160, 168; MS: *m/z* = 435 (M⁺ + 1).

(*E*)-Naphthalen-2-yl(2-((3,4,5-trimethoxybenzylidene)amino)-1*H*-benzo[d]imidazol-1-yl)methanone (**18**) IR (KBr cm⁻¹): 1691 (C=O str.), 1548 (N=CH str.), 1140 (C–O–C str., OCH₃); 795 (C–H out of plane bending, naphthalene ring); ¹H NMR (DMSO): 8.590 (s, 1H, N=CH), 4.194 (s, 9H, (OCH₃)₃), 6.971–8.070 (m, 11H, Ar–H); ¹³C NMR (DMSO): 57, 107, 115, 123, 124, 127, 128, 131, 139, 142, 151, 160, 168; MS: *m/z* = 465 (M⁺ + 1).

(*E*)-(3,5-Dinitrophenyl)(2-((3,4,5-trimethoxybenzylidene)amino)-1*H*-benzo[d]imidazol-1-yl)methanone (**19**) IR (KBr cm⁻¹): 1681 (C=O str.), 1539 (N=CH str.), 2850 (CH₃ sym. str., R–OCH₃); 1345 (C–NO₂ str.); ¹H NMR (DMSO): 8.947 (s, 1H, N=CH), 3.955 (s, 9H, (OCH₃)₃), 9.860–9.865 (m, 3H, Ar–(NO₂)₂), 7.948–7.951 (d, 2H, Ar–H), 7.343–7.366 (m, 2H, Ar–H); ¹³C NMR (DMSO): 57, 106, 115, 125, 128, 129, 131, 139, 142, 147, 151, 168; MS: *m/z* = 505 (M⁺ + 1).

(*E*)-1-(2-((3,4,5-trimethoxybenzylidene)amino)-1*H*-benzo[d]imidazol-1-yl)hexadecan-1-one (**20**) IR (KBr cm⁻¹): 1685 (C=O str.), 3061 (C–H aromatic str.), 1623 (N=CH str.), 2843 (Ar, O–CH₃ str.), 1266 (Palmitoyl group str.); ¹H NMR (DMSO): 7.283–7.286 (m, 6H, ArH), 1.278–2.386 (m, 28H, CH₂ of palmitoyl), 0.884–0.903 (t, 3H, CH₃), 3.264 (s, 9H, (OCH₃)₃); ¹³C NMR (DMSO): 14, 23, 26, 30, 32, 56, 106, 115, 123, 128, 130, 139, 142, 160, 170; MS: *m/z* = 549 (M⁺ + 1).

(*E*)-(3-Nitrophenyl)(2-((4-(pyridin-2-yl)benzylidene)amino)-1*H*-benzo[d]imidazol-1-yl)methanone (**21**) IR (KBr cm⁻¹): 1682 (C=O str.), 2922 (C–H aromatic str.), 1525 (N=CH str.), 1557 (C=C and C=N str. of pyridine ring), 1543 (C–NO₂ str.); ¹H NMR (DMSO): 10.019 (s, 1H, N=CH), 7.305–8.658 (m, 15H, ArH), 8.662 (s, 1H, Ar–NO₂); ¹³C NMR (DMSO): 115, 123, 126, 129, 130, 132, 142, 150, 155, 160, 168; MS: *m/z* = 447 (M⁺ + 1).

2-((*E*)-((*E*)-3-(4-(Dimethylamino)phenyl)allylidene)amino)-1*H*-benzo[d]imidazol-1-yl(3-nitrophenyl)methanone (**22**) IR (KBr cm⁻¹): 1723 (C=O str.), 2920 (C–H aromatic str.), 1530 (N=CH str.), 1549 (Ar–NO₂ str.), 1349 (C–N str., of ter. arylamine); ¹H NMR (DMSO):

8.390–8.410 (d, 1H, N=CH), 6.731–6.740 (d, 1H, –CH=CH), 6.250–8.355 (m, 11H, ArH), 8.919 (s, 1H, Ar-NO₂), 3.559 (s, 6H, (CH₃)₂); ¹³C NMR (DMSO): 40, 115, 123, 127, 131, 138, 149, 164, 168; MS: *m/z* = 439 (M⁺ + 1).

(*E*)-2-((4-(Dimethylamino)benzylidene)amino)-1H-benzo[d]imidazol-1-yl(3-nitrophenyl) methanone (**23**) IR (KBr cm⁻¹): 1719 (C=O str.), 3085 (C–H aromatic str.), 1615 (N=CH str.), 1545 (Ar-NO₂ str.), 1514 (C–N str.); ¹H NMR (DMSO): 7.169–8.987 (m, 12H, ArH), 9.568 (s, 1H, N=CH), 2.909 (s, 6H (CH₃)₂); ¹³C NMR (DMSO): 40, 115, 123, 127, 131, 138, 149, 160, 168; MS: *m/z* = 413 (M⁺ + 1).

(*E*)-2-(((2-hydroxynaphthalen-1-yl)-methylene)amino)-1H-benzo[d]imidazol-1-yl(3-nitrophenyl)methanone (**24**) IR (KBr cm⁻¹): 1696 (C=O str.), 2924 (C–H aromatic str.), 1553 (N=CH str.), 1546 (Ar-NO₂ str.), 752 (O–H bending (out of plane)); ¹H NMR (DMSO): 6.748–8.632 (m, 14H, ArH), 9.652 (s, 1H, N=CH); ¹³C NMR (DMSO): 115, 118, 123, 125, 127, 128, 131, 138, 149, 160, 168; MS: *m/z* = 436 (M⁺ + 1).

(*E*)-2-((4-Nitrobenzylidene)amino)-1H-benzo[d]imidazol-1-yl(3-nitrophenyl)methanone (**25**) IR (KBr cm⁻¹): 1704 (C=O str.), 3107 (C–H aromatic str.), 1617 (N=CH str.), 1549 (Ar, NO₂ str.); ¹H NMR (DMSO): 7.206–8.689 (m, 12H, ArH), 9.672 (s, 1H, N=CH); ¹³C NMR (DMSO): 115, 121, 123, 125, 127, 131, 136, 139, 151, 160, 168; MS: *m/z* = 415 (M⁺ + 1).

(*E*)-Naphthalen-2-yl(2-((4-nitrobenzylidene)amino)-1H-benzo[d]imidazol-1-yl)methanone (**26**) IR (KBr cm⁻¹): 1686 (C=O str.), 3056 (C–H aromatic str.), 1600 (N=CH str.), 1545 (Ar, NO₂ str.), 1592 (Naphthalene ring str.); ¹H NMR (DMSO): 6.865–7.954 (m, 11H, ArH), 8.765 (s, 1H, N=CH), 8.923–8.967 (m, 4H, Ar(NO₂)); ¹³C NMR (DMSO): 115, 123, 124, 128, 129, 131, 135, 136, 139, 142, 149, 160, 168; MS: *m/z* = 420 (M⁺ + 1).

(*E*)-2-((3,4-Dimethoxybenzylidene)amino)-1H-benzo[d]imidazol-1-yl(3-nitrophenyl)methanone (**27**) IR (KBr cm⁻¹): 1684 (C=O str.), 1611 (N=CH str.), 2875 (Ar, O–CH₃ str.); 1543 (Ar, NO₂ str.); ¹H NMR (DMSO): 7.463–8.932 (m, 11H, ArH), 8.185 (s, 1H, N=CH), 2.904 (s, 6H, (OCH₃)₂); ¹³C NMR (DMSO): 56, 115, 123, 125, 127, 136, 139, 142, 147, 150, 152, 160, 168; MS: *m/z* = 430 (M⁺ + 1).

(*E*)-1-(2-((4-Nitrobenzylidene)amino)-1H-benzo[d]imidazol-1-yl)hexadecan-1-one (**28**) IR (KBr cm⁻¹): 1685 (C=O str.), 2954 (C–H aromatic str.), 1618 (N=CH str.), 1271 (Palmitoyl group. str.), 1547 (Ar-NO₂str.); ¹H NMR (DMSO): 7.624–8.163 (m, 8H, ArH), 8.672 (s, 1H,

N=CH), 1.243–2.496 (m, 28H, CH₂ of palmitoyl), 0.845–0.878 (t, 3H, CH₃); ¹³C NMR (DMSO): 14, 23, 26, 30, 32, 56, 106, 115, 120, 123, 125, 128, 131, 135, 136, 139, 142, 149, 160, 170; MS: *m/z* = 504 (M⁺ + 1).

(*E*)-1-(2-((4-(Dimethylamino)benzylidene)amino)-1H-benzo[d]imidazol-1-yl)hexadecan-1-one (**29**) IR (KBr cm⁻¹): 2927 (C–H, aromatic str.), 2813 (C–H str. aliphatic), 1659 (C=O str.), 1594 (N=CH str.), 1303 (C–N str.), 1278 (palmitoyl group str.); ¹H NMR (DMSO): 7.878–7.901 (d, 1H, N=CH), 6.606–6.622 (d, 1H, –CH=CH), 6.661–7.519 (m, 8H, ArH), 3.773 (s, 6H, (CH₃)₂), 1.252–2.368 (m, 28H, CH₂ of palmitoyl), 0.861–0.894 (t, 3H, CH₃); ¹³C NMR (DMSO): 14, 23, 26, 30, 32, 56, 106, 115, 120, 123, 125, 128, 130, 139, 142, 149, 164, 170; MS: *m/z* = 528 (M⁺ + 1).

(*E*)-2-((4-(Dimethylamino)benzylidene)amino)-1H-benzo[d]imidazol-1-yl(naphthalen-2-yl)methanone (**30**) IR (KBr cm⁻¹): 1683 (C=O str.), 3054 (C–H aromatic str.), 1608 (N=CH str.), 1521 (Ar. NO₂ str.), 1448 (C–N str.), 778 (C–H out of plane bending, naphthalene ring); ¹H NMR (DMSO): 6.668–7.985 (m, 15H, ArH), 9.584 (s, 1H, N=CH), 2.909 (s, 6H (CH₃)₂); ¹³C NMR (DMSO): 40, 115, 123, 124, 128, 130, 139, 142, 160, 168; MS: *m/z* = 418 (M⁺ + 1).

Biological evaluation

In vitro antimicrobial assay

Tube dilution method [15] was used to determine the antimicrobial activity of synthesized compounds against Gram-positive bacteria: *Staphylococcus aureus* (MTCC-3160); *Bacillus subtilis* (MTCC-441), the Gram-negative bacterium *Escherichia coli* (MTCC-443) and fungal species: *Candida albicans* (MTCC-227) and *Aspergillus niger* (MTCC-281). Dilutions were made for test and standard compounds in appropriate double strength nutrient broth—I.P. (bacteria) or Sabouraud dextrose broth—I.P. (fungi) [16]. The test and standard compounds were incubated at 37 °C for 24 h (bacteria), at 25 °C for 7 days (*A. niger*) and at 37 °C for 48 h (*C. albicans*) and the minimum inhibitory concentration (MIC) was recorded in µg/mL.

In vitro anticancer assay

The in vitro anticancer activity of the developed compounds was performed by the Sulforhodamine B (SRB) assay as described by Skehan et al. [14]. The optimal MCF-7 cell count was seeded on flat-bottom well plates and allowed to attach overnight. The compounds (20 µL) were added in quadruplicates and incubated for 72 h

(both drug-free control and treated cells). Cells in each well were fixed with 200 μ L of 10% cold trichloroacetic acid. After incubation for 30 min, the individual wells were rinsed with water, allowed to stain in 100 μ L 0.4% SRB [Sigma-Aldrich, St Louis, Missouri, USA] (*w/v*; in 1% acetic acid) for 15 min. The air-dried plates were placed on a plate shaker and bound SRB was solubilised in 100 μ L 10 mM Tris base solution. Absorbance was measured using a spectrophotometer at 570 nm and a dose–response curve was plotted from which the IC_{50} value of each compound against each cell type was determined.

Conclusion

In conclusion, a series of 1,2-disubstituted benzimidazole derivatives were synthesized and assessed for *in vitro* antimicrobial and anticancer activities against five representative microbial species and cancer cell line. Antimicrobial activity results indicated that the synthesized compound **1** has promising activity towards Gram negative bacteria *E. coli*. None of the compound showed more potent activity against Gram positive bacteria *B. subtilis* and *S. aureus* when compared to reference drug norfloxacin. Moreover, compounds **2** and **19** showed interesting results against fungal strains *C. albicans* and *A. niger* and comparable to fluconazole. The results from anticancer activity indicated that compounds **12**, **21**, **22** and **29** showed promising activity against MCF7. These active compounds may be taken as lead compounds for discovery of novel antimicrobial and anticancer agents in future.

Authors' contributions

SSS, BN, NV and SK have designed, synthesized and carried out the antimicrobial activity and SML, SAAS, KR and VM have carried out the spectral analysis, interpretation and cytotoxicity study of synthesized compounds. All authors read and approved the final manuscript.

Author details

¹ SGT College of Pharmacy, Shree Guru Gobind Singh Tricentenary (SGT) University, Gurugram 122505, India. ² University School of Chemical Technology, Guru Gobind Singh Indraprastha University, Sector-16C, Dwarka, New Delhi 110078, India. ³ Faculty of Pharmaceutical Sciences, Maharshi Dayanand University, Rohtak 124001, India. ⁴ Faculty of Pharmacy, Universiti Teknologi MARA (UiTM), 42300 Bandar Puncak Alam, Selangor Darul Ehsan, Malaysia. ⁵ Collaborative Drug Discovery Research (CDDR) Group, Pharmaceutical Life Sciences Community of Research, Universiti Teknologi MARA (UiTM), 40450 Shah Alam, Selangor Darul Ehsan, Malaysia. ⁶ Atta-ur-Rahman Institute for Natural Products Discovery (AuRIns), Universiti Teknologi MARA, Puncak Alam Campus, 42300 Bandar Puncak Alam, Selangor Darul Ehsan, Malaysia. ⁷ Department of Pharmacology and Toxicology, College of Pharmacy, Qassim University, Buraidah 51452, Kingdom of Saudi Arabia.

Acknowledgements

The authors are thankful to the Dean, University School of Chemical Technology, IP University, New Delhi and Head, Department of Pharmaceutical Sciences, M.D. University, Rohtak, for providing necessary facilities to carry out this research work.

Competing interests

The authors declare that they have no competing interests.

Ethics approval and consent to participate

Not applicable.

Funding

Not applicable.

Publisher's Note

Springer Nature remains neutral with regard to jurisdictional claims in published maps and institutional affiliations.

Received: 1 August 2018 Accepted: 21 November 2018

Published online: 01 December 2018

References

- Grossman TH, Bartels DJ, Mullin S, Gross CH, Parsons JD, Liao Y, Grillot AL, Stamos D, Olson ER, Charifson PS, Mani N (2007) Dual targeting of GyrB and ParE by a novel aminobenzimidazole class of antibacterial compounds. *Antimicrob Agents Chemother* 51:657–666
- Hassan GS, Kadry HH, Abou-Seri SM, Ali MM, Mahmoud AEE (2011) Synthesis and *in vitro* cytotoxic activity of novel pyrazolo[3,4-*d*]pyrimidines and related pyrazole hydrazones toward breast adenocarcinoma MCF-7 cell line. *Bioorg Med Chem* 19:6808–6817
- Ozkay Y, Tunali Y, Karaca H, Isikdag I (2010) Antimicrobial activity and a SAR study of some novel benzimidazole derivatives bearing hydrazone moiety. *Eur J Med Chem* 45:3293–3298
- Arora RK, Kaur N, Bansal N, Bansal G (2014) Novel coumarin–benzimidazole derivatives as antioxidants and safer anti-inflammatory agents. *Acta Pharm Sin B* 4:368–375
- Alasmary FA, Snelling AM, Alafeefy ME, Awaad S, Karodia N (2015) Synthesis and evaluation of selected benzimidazole derivatives as potential antimicrobial agents. *Antimicrob Agents Mol* 20:15206–15223
- Oh S, Kim S, Kong S, Yang G, Lee N, Han D, Goo J, Siqueira-Neto JL, Freitas-Junior LH, Song R (2014) Synthesis and biological evaluation of 2,3-dihydroimidazo[1,2-*a*]benzimidazole derivatives against *Leishmaniadonovani* and *Trypanosomacruzi*. *Eur J Med Chem* 84:395–403
- Ei-Gohary NS, Shaaban MI (2017) Synthesis and biological evaluation of a new series of benzimidazole derivatives as antimicrobial, anti-quorum-sensing and antitumor agents. *Eur J Med Chem* 131:255–262
- Luo Y, Yao JP, Yang L, Feng CL, Tang W, Wang GF, Zuo JP, Lu W (2011) Synthesis and anti-Hepatitis B virus activity of a novel class of thiazolylbenzimidazole derivatives. *Arch Pharm Chem Life Sci* 2:78–83
- Lee-Dutra A, Arienti KL, Buzard DJ, Hack MD, Khatuya H, Desai PJ, Nguyen S, Thurmond RL, Karlsson L, Edwards JP, Breitenbucher JG (2006) Identification of 2-arylbenzimidazoles as potent human histamine H4 receptor ligands. *Bioorg Med Chem Lett* 16:6043–6048
- Sogame S, Suenaga Y, Atobe M, Kawanishi M, Tanaka E, Miyoshi S (2014) Discovery of a benzimidazole series of ADAMTS-5 (aggrecanase-2) inhibitors by scaffold hopping. *Eur J Med Chem* 71:250–258
- Shingalapur RV, Hosamani KM, Keri RS (2009) Synthesis and evaluation of *in vitro* anti-microbial and anti-tubercular activity of 2-styryl benzimidazoles. *Eur J Med Chem* 44:4244–4248
- Cinarli A, Gurbuz D, Tavman A, Birteksoz AS (2011) Synthesis, spectral characterizations and antimicrobial activity of some Schiff bases of 4-chloro-2-aminophenol. *Bull Chem Soc Ethiop* 25:407–417
- Kumar P, Narasimhan B, Yogeswari P, Sriram D (2010) Synthesis and antitubercular activities of substituted benzoic acid *N'*-(substituted benzylidene/furan-2-ylmethylene)-*N*-(pyridine-3-carbonyl)-hydrazides. *Eur J Med Chem* 45:6085–6089
- Skehan P, Storeng R, Scudiero D, Monks A, McMahon J, Vistica D, Warren JT, Bokesch H, Kenney S, Boyd MR (1990) New colorimetric cytotoxicity assay for anticancer-drug screening. *J Natl Cancer Inst* 82:1107–1112
- Cappucino JG, Sherman N (1999) *Microbiology—a laboratory manual*. Addison Wesley California 263
- Pharmacopoeia of India, vol.-I (2007) Controller of publication, ministry of health department, Govt. of India, New Delhi, 37