

Review

Thermodynamics of Surfactants, Block Copolymers and Their Mixtures in Water: The Role of the Isothermal Calorimetry

Rosario De Lisi, Stefania Milioto * and Nicola Muratore

Dipartimento di Chimica Fisica “F. Accascina,” Università degli Studi di Palermo, Viale delle Scienze, Parco D'Orleans II, 90128 Palermo, Italy; E-Mails: delisi@unipa.it (R.D.L.); nicola.muratore@unipa.it (N.M.)

* Author to whom correspondence should be addressed; E-Mail: milioto@unipa.it (S.M.); Tel. +39-091-6459835; Fax: +39-091-590015

Received: 27 May 2009; in revised form: 19 June 2009 / Accepted: 19 June 2009 /

Published: 29 June 2009

Abstract: The thermodynamics of conventional surfactants, block copolymers and their mixtures in water was described to the light of the enthalpy function. The two methodologies, i.e. the van't Hoff approach and the isothermal calorimetry, used to determine the enthalpy of micellization of pure surfactants and block copolymers were described. The van't Hoff method was critically discussed. The aqueous copolymer+surfactant mixtures were analyzed by means of the isothermal titration calorimetry and the enthalpy of transfer of the copolymer from the water to the aqueous surfactant solutions. Thermodynamic models were presented to show the procedure to extract straightforward molecular insights from the bulk properties.

Keywords: copolymer; surfactant; copolymer+surfactant mixtures; enthalpy of micellization; enthalpy of injection; enthalpy of transfer; enthalpy of copolymer+surfactant aggregation

1. Introduction

Conventional surfactants are amphiphilic molecules with polar head groups, which may be anionic, cationic, non-ionic and zwitterionic, and hydrophobic tails, that may be hydrogenated or fluorinated, linear or branched. Recently, some interest has been devoted to the new class of so-called *gemini*

surfactants [1-4]. They are composed of two polar heads flanked by a spacer to which hydrophobic tails are linked; the spacer can be rigid or flexible, polar or apolar.

Attention has been also addressed to the family of polymeric surfactants which are copolymers with two or more blocks having variable monomeric composition. These macromolecules therefore offer the great advantage to be properly tuned by modulating the molecular weight, the composition and the hydrophobic/hydrophilic portions [5].

Finally, a peculiar class of surfactants is represented by the amphiphilic cyclodextrins [6] which possess at the same time the properties of inclusion and of self-organization resulting very promising for an enhanced encapsulation of solutes sparingly soluble in water.

Surfactants are interesting molecules from both the scientific and the industrial view-points because of their characteristics: 1) they are active at the interface (liquid/air, liquid/liquid, solid/liquid, etc.); and 2) at a given surfactant concentration, called critical micellar concentration, they self-assemble into nanostructures called micelles. Therefore, they can be employed to design and create nanostructures functional to various purposes (pharmaceuticals, enhanced oil solubilization, cosmetics, colloidal stabilization, Cultural Heritage, remediation technologies, etc.). Hereafter, a very few examples of their applications are illustrated.

In the field of the restoration and Cultural Heritage conservation, one of the fundamental steps deals with cleaning up the art-work. The conventional cleaning systems are unsafe because they are based on toxic and aggressive organic solvents. Designing cleaning solvents with a low environmental impact and safe for both the art-work and the operator is therefore an important task. The aqueous mixtures of conventional surfactants [7,8] are good cleaning agents of art-works for the following reasons:

- 1) since the surfactants are active at the interface, they reduce the interfacial tension weakening the attractive forces between the solid substrate and the undesired materials (varnish, pollutants, etc.);
- 2) the self-organized aggregates are able to increase the solubility of hydrophobic compounds;
- 3) the interfacial area between the surface of the art-work and the undesired material is very large having surfactant systems a high surface/volume ratio;
- 4) the micelles are matrices for entrapping organic solvents;
- 5) surfactant solutions form gels useful from the practical point of view because the penetration by capillarity into the porosities or microfractures of the art-work is strongly reduced, the area to be cleaned is under control and the removal of gels is easy;
- 6) the amount of surfactant to prepare such systems is relatively low so that the inconveniences related to the eventual residues after the gel removal and the cost of the operation are low;
- 7) the high sensitivity to temperature of some polymeric surfactants may allow to apply the solvent mixture in the gel phase and to remove it in the fluid state by a slight temperature change.

An example of the application of a surfactant system based on block copolymer and ligroin (a hydrocarbon mixture) [9] on a art-work is illustrated in Figure 1, which shows the efficiency of the gel in removing the varnish.

Figure 1. Paint art-work “Annunciazione” Century XVII. Regional Gallery of Sicily, Palazzo Abatellis - Palermo (Italy). Left, detail of the art-work: (a) applied gel and (b) removed gel; right, art-work after the cleaning process. From Ref. [9].



The surfactant systems are successfully applied to the remediation of soil and water basins contaminated by non-aqueous phase liquids (NAPLs). They are used in the *Surfactant Enhanced Aquifer Remediation* technology for their high ability to decrease the surface tension, to solubilize and mobilize the contaminant [10,11]. Successful laboratory as well as pilot-scale demonstrations tests [12] have consolidated this technology.

The study of block copolymers in colloidal systems for controlled drug delivery started around the mid-80s. Block copolymers micelles may optimize drug performance as they dissociate very slowly into the corresponding monomers allowing a longer retention of the drug and a higher concentration of the drug in the selected area. Block copolymers based on ethylene oxide and propylene oxides, were used for the synthesis of oil in water microemulsions to extract bupivacaine, which is a local anesthetic commonly used in surgical treatment, from a saline solution [13]; its overdoses can cause cardiac arrest and even the death of the patient. It was shown that the high interfacial area of the microemulsions, due to the presence of oil droplets, favors very efficiently the drug encapsulation. Being biocompatible, they were used in the pharmacological area to deliver the active principles sparingly soluble in water.

2. Calorimetry: A Powerful Technique to Study Physico-Chemical Processes

In the last two decades chemical thermodynamics [14] has been remarkably applied to different fields like life and material science, colloidal systems, drug delivery, chemical engineering, biopharmaceutical formulations, etc. Continuous improvements have been performed on both the experimental and the theoretical view-points and novel techniques have been designed and sophisticated models have been proposed accordingly. Theoretical approaches applied to the accurate experimental data enable the extraction of information at a molecular level.

Within this area, calorimetry has been revealed as one of the most important and relevant techniques, being sensitive even to rather weak interactions and thus the information provided may be unique. Instruments may cover a large range of temperature and pressure [14] and analyze samples in different states (gases, liquids, solids). Isothermal calorimetry has been based on microcalorimeters presenting the disadvantage of using grams of samples and to be time consuming. Nevertheless, very precise molecular insights have been obtained from the experimental data. Sophisticated isothermal titration calorimeters have been produced; they have a good performance because the measurements are less time consuming, very small amounts of samples are required and very fast data analyses can be performed. However, even in the presence of versatile apparatus expertise in the calorimetric field is a necessary condition to obtain reliable data for drawing meaningful insights.

3. Thermodynamics of Surfactants Micellization Derived from Enthalpy

It is well known that micellar aggregates are formed as a consequence of the tendency of hydrophobic tails to escape from water and of the polar heads to maximize their contact with water. Therefore, the transferring of the surfactant from water to the micelles involves the desolvation of the hydrophobic moiety and the variation of the hydration state of polar heads including the counterions in the case of ionic surfactants. Therefore, depending on the nature of the surfactant, the enthalpy of micellization (ΔH_m°) may be or not the driving force of the aggregation process.

Basically two approaches have been used in the literature to evaluate ΔH_m° . The first one [15-20] is based on the determination of the critical micellar concentration (CMC) as a function of temperature (T). The standard free energy (ΔG_m°) is correlated to the CMC and using the van't Hoff approach ΔH_m° is computed. The second method is based on direct enthalpy determinations [1-3,15,21-31] from which not only ΔH_m° but also the enthalpies of the surfactant in the aqueous and the micellar phases are determined. In the following, both methodologies will be described in detail.

3.1. The van't Hoff Approach for Determining the Enthalpy of Micellization

Usually, homologous series of cationic, anionic and non-ionic surfactants show concave trends of the CMC vs T plots with minima localized at lower temperatures the longer the alkyl chain length is. Examples [15] dealing with sodium dodecylsulfate (NaDS) and cetylpyridinium chloride in water (CPyC) are shown in Figure 2.

According to the pseudo-phase transition model [16], for an ionic surfactant the standard free energy of micellization is given by:

$$\Delta G_m^\circ = RT(1+\alpha) \ln \text{CMC} \quad (1)$$

where α is the degree of dissociation of the micelles. For non-ionic surfactants $\alpha=0$ whereas in some cases, for 1:1 ionic surfactants α is stated unitary [17].

The ΔH_m° value is calculated by using the Gibbs-Helmholtz equation:

$$\Delta H_m^\circ = [\delta(\Delta G_m^\circ/T)/\delta(T^{-1})] \quad (2)$$

The CMC dependence on temperature is often [17-20] expressed as a symmetrical parabolic curve according to Equation 3:

$$\ln\text{CMC} = a + bT + cT^2 \quad (3)$$

where a , b and c are fitting parameters. By combining Eqs. 1-3, ΔH_m° is calculated.

Indeed, from the thermodynamic view-point, the dependence of ΔG_m° on temperature is given by:

$$\Delta G_{m,T}^\circ/T = \Delta G_{m,T_1}^\circ/T_1 + (\Delta H_{m,T_1}^\circ/T_1 - \Delta C_{p,m}^\circ T_1)(T^{-1} - T_1^{-1}) - \Delta C_{p,m}^\circ \ln(T/T_1) \quad (4)$$

provided that the temperature effect on ΔH_m° is considered according to Equation 5:

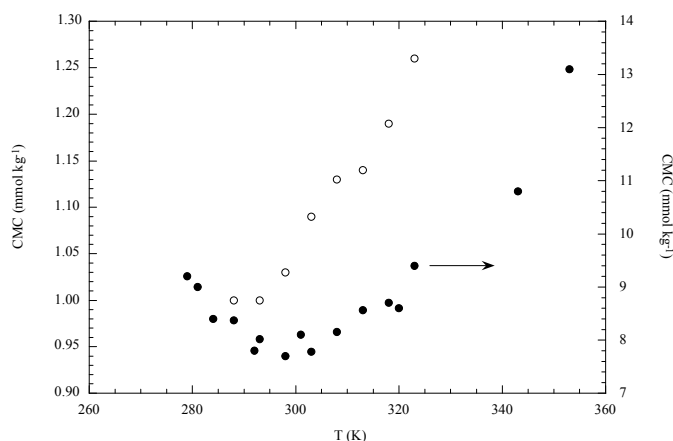
$$\Delta H_{m,T}^\circ = \Delta H_{m,T_1}^\circ + \Delta C_{p,m}^\circ(T - T_1) \quad (5)$$

where T and T_1 represent a generic and fixed temperature, respectively, while $\Delta C_{p,m}^\circ$ is the heat capacity of micellization.

If it is assumed that $\Delta C_{p,m}^\circ$ is null, Equation 4 becomes:

$$\Delta G_{m,T}^\circ/T = \Delta H_{m,T_1}^\circ + (\Delta G_{m,T_1}^\circ/T_1 - \Delta H_{m,T_1}^\circ/T_1) T \quad (6)$$

Figure 2. Dependence of the CMC on temperature for the aqueous solutions of sodium dodecylsulfate (●) and cetylpyridinium chloride (○). Data are from Ref. [15].



Usually, the ΔH_m° values obtained from Equation 2 are different from those determined from the isothermal calorimetry. Such a method was indeed questioned several years ago by Holtzer and Holtzer who ascribed the limit of this approach to neglecting the effect of the variation of the aggregation number and the degree of dissociation of ionic surfactants with temperature [21]. Apart from these explanations, other factors should be considered: 1) the dependence of the CMC on temperature is usually rather small; 2) the CMC is an extrapolated property; 3) the pseudo-phase transition model is relatively approximated; and 4) the heat capacity of micellization is assumed to be null.

3.2. Enthalpy of Micellization from Isothermal Calorimetry

The literature ΔH_m° values for conventional surfactants are usually obtained from isothermal experiments like enthalpy of dilution [22-24], solution [23,25,26] or titration [1-3,15]. The enthalpy of dilution (ΔH_d) allows to calculate the apparent molar relative enthalpies (L_ϕ) as functions of the surfactant molality (m_s). Briefly [24]:

$$\Delta H_d = L_\Phi (m_{S,f}) - L_\Phi (m_{S,i}) \quad (7)$$

where $L_\Phi (m_{S,f})$ and $L_\Phi (m_{S,i})$ refer to the final and the initial states of the dilution process, respectively.

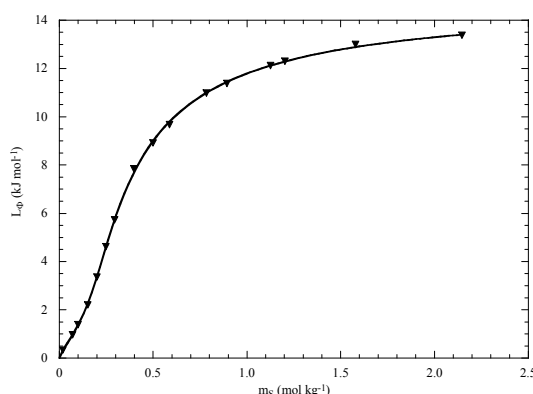
The surfactant in the pre-micellar region is described as:

$$L_\Phi = A_{DH}(m_S)^{1/2} + B m_S + C(m_S)^{3/2} \dots \quad (1:1 \text{ ionic surfactant}) \quad (8a)$$

$$L_\Phi = B m_S + C(m_S)^2 + \dots \quad (\text{non-ionic surfactant}) \quad (8b)$$

where A_{DH} is the Debye-Hückel parameter while B and C are the pair and triplet interaction parameters, respectively. By applying Eqs. 7 and 8 to the ΔH_d data in the pre-micellar domain, the B and C parameters (being known A_{DH} for ionic surfactants) can be determined and therefore L_Φ can be computed. The procedure to calculate the L_Φ values in the micellar region is more complex as detailed in the following. Briefly, some experiments are carried out in such a way that the final m_S values are lower than the CMC and the initial m_S values are larger than the CMC. Thus, for a given dilution process the $L_\Phi (m_{S,f})$ is calculated by means of Equation 8 and $L_\Phi (m_{S,i})$ through Equation 7. Note that this approach was also applied to the surfactant-surfactant mixtures [27].

Figure 3. Apparent molar relative enthalpies of *N,N,N*-octylpentyltrimethylammonium chloride in water as functions of the surfactant concentration at 298 K. The line is the best fit according to Eqs. 10-12. Data are from Ref. [24].



An example of L_Φ vs m_S trend for the aqueous *N,N,N*-octylpentyltrimethylammonium chloride (OPC) solutions is illustrated in Figure 3. As can be seen, according to Equation 8a L_Φ does not change linearly to the CMC (ca. 0.15 mol kg^{-1}) thereafter it sharply increases, due to the micellization process, tending to a constant value at high concentration. In the case of long alkyl chain surfactants, a smooth maximum after the CMC appears reflecting the micelle-micelle interactions which are relevant for ionic surfactants and negligible for non-ionic surfactants.

A different way [23] to calculate L_Φ is based on the enthalpy of solution of the surfactant in water (ΔH_s) according to:

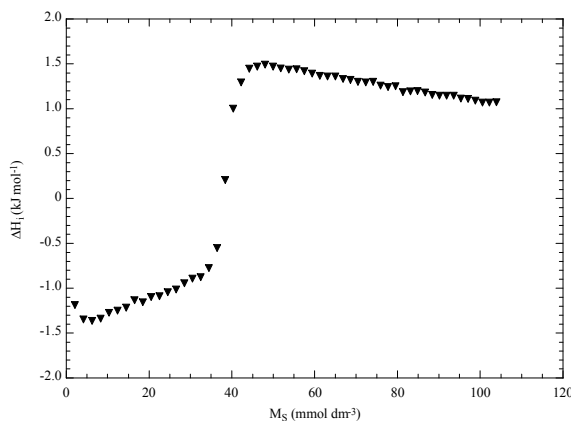
$$\Delta H_s = \Delta H_s^\circ + L_\Phi \quad (9)$$

where ΔH_s° is the standard property.

Most of the recent data are based on isothermal titration calorimetry (ITC) experiments [1-3,15] that are carried out by titrating a surfactant solution into water and measuring the enthalpy per moles

of injectant (ΔH_i). Figure 4 shows the dependence of ΔH_i on the surfactant molarity (M_S) for the aqueous sodium decylsulfate (NaDeS) solution [28]. As can be seen, ΔH_i exhibits a sharp increase at the CMC (35 mM) and a small decrease in the micellar region. It is noteworthy that the graphs in Figures 3 and 4 are similar and differ in evidencing the micelle-micelle interactions which are observed only for NaDeS.

Figure 4. Enthalpy per moles of injected micellized surfactant (0.6 mmol dm^{-3}) in water as a function of sodium decylsulfate molarity at 293 K. Data are from Ref. [28].



Modelling the enthalpy data is necessary to extract insights on the monomer-monomer and monomer-micelle interactions. Whatever is the model used (pseudo-phase transition [16] or mass action [23,29-31]) at a given temperature for L_Φ one may write:

$$L_\Phi = (1-X_M) L_m + X_M L_M \quad (10)$$

where L_m and L_M are the partial molar relative enthalpies of the surfactant in the dispersed and the micellar states, respectively; note that $(L_M - L_m)$ corresponds to ΔH_m° .

X_M is the fraction of the micellized surfactant given by:

$$X_M = (m_S - [m])/m_S \quad (11)$$

where $[m]$ is the concentration of the monomeric surfactant. In the case of the pseudo-phase transition model, $[m] = \text{CMC}$ and ΔH_m° is calculated as difference between the extrapolated values at the CMC of the L_Φ vs m_S trends above and below the CMC. It may occur that, for ionic surfactants, the presence of maxima in the L_Φ vs m_S curves renders not accurate the evaluation of ΔH_m° .

If one assumes the mass action model [30] based on a one-step aggregation process, the equilibrium constant (K_m) for micellization is given by:

$$K_m = (m_S - [m])/N[m]^N \quad (12)$$

where N is the aggregation number.

The fit of L_Φ vs m_S trend by means of Eqs. 10-12 allows calculation not only of B , C and L_M , but also of K_m and N values. As an example we analyzed the L_Φ data for OPC in water (the fit is shown in Figure 3) and the following values were obtained: $B = -0.49 \pm 0.11 \text{ mol}^{-3/2} \text{ kg}^{1/2}$, $C = 25.4 \pm 0.3 \text{ mol}^{-5/2} \text{ kg}^{3/2}$, $L_M = 14.78 \pm 0.04 \text{ kJ mol}^{-1}$, $K_m = 302 \pm 30 \text{ kg}^{N-1} \text{ mol}^{1-N}$ and $N = 7.7$.

3.3. Enthalpies of Micellization of Conventional Surfactants in Water: State of Art

The ΔH_m° values [15] of some surfactants [decyltrimethylammonium bromide (DeTAB), sodium 1,4-bis(2-ethylhexyl)sulfosuccinate (AOT), NaDS, CPyC] obtained from both the van't Hoff and the isothermal methods together with the CMC values are reported in Table 1. As can be seen, the CMC obtained from the different techniques are comparable while the ΔH_m° values differ not only in the magnitude but sometime even in the sign. This means that ambiguous insights on the driving forces of the micellization process can be drawn. Therefore, one may conclude that Equation 4 is a basic equation independent of models so that, according to Desnoyers and Perron [32], its primary use should consist in predicting the temperature dependence of ΔG_m° . A correct calculation requires that both ΔH_m° and ΔC_p° are obtained from direct measurements and are correctly evaluated.

Table 1. The CMC and the enthalpies of micellization of some surfactants in water at 298 K.

Surfactants	CMC (mM)	ΔH_m° (van't Hoff)	ΔH_m° (calorimetry)
NaDS ¹	7.75 ^a ;7.70 ^b	-20.9	-0.81
CPyC ¹	0.96 ^a ;1.03 ^b	-38.5	-4.5
AOT ¹	2.72 ^c ;2.68 ^b	-4.3	3.12
DeTAB ²	58.0 ^a ;57 ^b	-13.0	0.89

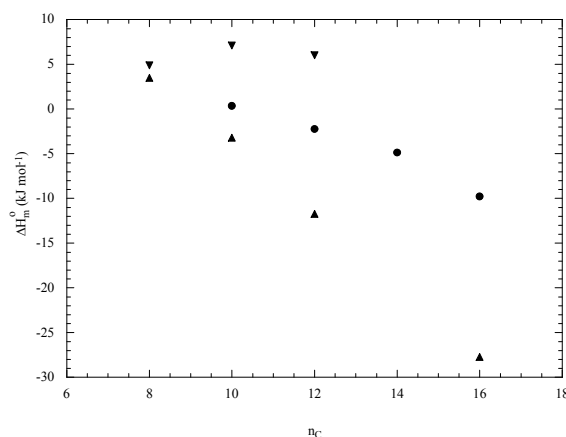
Units are: mmol dm⁻³ for CMC; kJ mol⁻¹ for ΔH_m° ; ^a From conductivity; ^b From calorimetry; ^c From surface tension. ¹ From Ref. [15]; ² From Ref. [20].

Based on the above arguments, in the following the ΔH_m° values, obtained from calorimetry, will be discussed. Several investigations on homologues series of surfactants, where both the hydrophobicity and the polar head nature were systematically changed, are known. As a general feature, the ΔH_m° dependence on the surfactant alkyl chain length is a function of the polar head. In particular, it decreases for alkyltrimethylammonium bromides [22] (Figure 5) and it is nearly constant for sodium alkylsulfates [25]. It presents maxima in the case of alkyldimethylamine oxides [30] and alkylmethylpiperidinium chlorides [33] (Figure 5); similar results were observed by lengthening the second tail of the surfactant belonging to the *N,N,N*-alkyloctyldimethylammonium chloride series [24]. The hydrophilic head nature influences ΔH_m° and generally the non-ionic surfactants exhibit positive and larger ΔH_m° values than the ionic surfactants having the same tail size. Moreover, at a fixed alkyl chain the ΔH_m° decreasing by rendering more polar the head group [34].

As concerns the family of gemini surfactants [1-4], for the series of (oligooxa)-alkanediyl- α,ω -bis(dimethyldodecylammonium bromide) (12-EO_x-12) where $0 \leq x \leq 3$ [4], the ΔH_m° values increase with the number of the ethylene oxide (EO) groups in the spacer. Such findings were interpreted by invoking: 1) the transferring of the spacer from the aqueous phase to the micelle; 2) the folding of the spacer into the micelle; and 3) the steric hindrance between the alkyl chains. Other cationic symmetric gemini surfactants, $[C_mH_{2m+1}(CH_3)_2N(CH_2)_6N-(CH_3)_2C_mH_{2m+1}]Br_2$ with *m* variable (*m*=7-12, 16) were investigated [1]. The CMC decreases in a no-linear manner with the alkyl chain length in agreement with the enhanced hydrophobicity. Interestingly, the ΔH_m° values of the surfactants with even

numbered alkyl chains changed from endothermic to exothermic (Figure 5) while those of ΔH_m° with odd numbered alkyl chains were always endothermic assuming larger values with increasing m . This finding was ascribed to the diverse orientation of the C-C bond linked to the quaternary ammonium group between the even and the odd alkyl chains [1]. The dissymmetric cationic gemini surfactants $[C_mH_{2m+1}(CH_3)_2N(CH_2)_6N(CH_3)_2C_nH_{2n+1}]Br_2$ with constant $(n + m)$ value and $n=6, 8, 10, 11, 12$ [2], exhibit ΔH_m° values which decrease with the m/n ratio ascribed to the large increase of the hydrophobic contribution to micellization. Systematic studies on the effect of counterions on the micellization of $C_{12}H_{25}(CH_3)_2N(CH_2)_6N-(CH_3)_2C_{12}H_{25}]X_2$ with $X = F^-, Cl^-, Br^-, Ac^-, NO_3^-$ showed that ΔH_m° values are negative due to the changes of hydration upon the association [3].

Figure 5. Enthalpy of micellization of alkyltrimethylammonium bromides (●, from Ref. [22]), alkylmethylpiperidinium chlorides (▼, from Ref. [33]) and alkanediyl- α,ω -bis(alkyldimethylammonium bromides) (▲, from Ref. [1]) as a function of the number of carbon atoms in the surfactant alkyl chain at 298 K.



4. Thermodynamics of Polymeric Surfactants Micellization Derived from Enthalpy

Block copolymers are macromolecules built with monomers having different properties. They may have a variety of molecular architectures depending on the polymerization process. Among them, the di-block and the tri-block copolymers have to be mentioned [5]. Each macromolecule in solution assumes a conformation which depends on the balance between the polymer segment-segment interactions and those due to the segment-solvent interactions. In addition, the macromolecule size plays a key role within this aspect. For a block copolymer, this balance is rather complex because the constituent blocks exhibit a selective affinity to the solvent generating an amphiphilic characteristics which causes the macromolecule self-aggregation. This behaviour was observed for a variety of block copolymers in the aqueous [35,36] and the non-aqueous [37] media. The self-assembled structures (micelles of various shapes and mesophases) are similar to those formed by conventional surfactants but they may be modulated by varying the nature of monomers and the length of the segments. The polar group frequently present in the block copolymers is the poly(ethylene oxide) (PEO) which may be linked to different apolar blocks. The high solubility of PEO in water, due to its favourable penetration of oxyethylene monomer in the water structure, is changed by varying the temperature in

such a way the self-assembling process can be controlled not only by concentration but also by temperature.

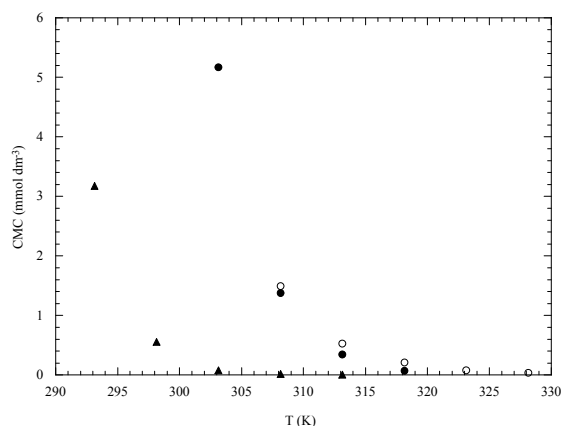
4.1. Enthalpy of Micellization

Among the block copolymers composed of PEO blocks, there are the tri-block poly(ethylene oxide)poly(propylene oxide)poly(ethylene oxide) copolymers which are denoted as $\text{EO}_a\text{PO}_b\text{EO}_a$ where a and b are the number of the repetitive units of the ethylene oxide (EO) and the propylene oxide (PO), respectively. These copolymers are commercially available under the trade name Pluronics, have a low cost and are biocompatible [5].

The number of enthalpic studies devoted to the aggregation of block copolymers in water is quite reduced and, most of them deal with Pluronics. The methodology more commonly used to determine ΔH_m° is essentially based on the van't Hoff method.

Examples of the plots of CMC *vs* T for the aqueous solutions of $\text{EO}_{13}\text{PO}_{30}\text{EO}_{13}$ (L64), $\text{EO}_{103}\text{PO}_{39}\text{EO}_{103}$ (F88) and $\text{EO}_{97}\text{PO}_{69}\text{EO}_{97}$ (F127) in water are shown in Figure 6. It can be observed a large temperature sensitivity of the CMC in agreement with the high and positive ΔH_m° value the order of magnitude of which is hundreds of kJoules per mol.

Figure 6. The CMC dependence on temperature of $\text{EO}_{13}\text{PO}_{30}\text{EO}_{13}$ (●), $\text{EO}_{103}\text{PO}_{39}\text{EO}_{103}$ (○) and $\text{EO}_{97}\text{PO}_{69}\text{EO}_{97}$ (▲) in water. Data are from Ref. [38].



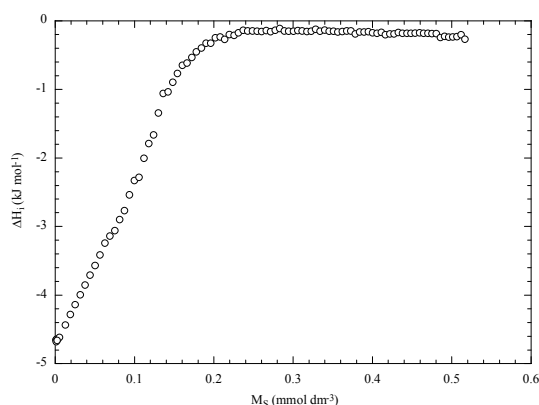
Alexandridis *et al.* [38] performed systematic studies based, on the van'Hoff method, from which the following insights were drawn: 1) whatever is the composition and the structure of the copolymer, ΔH_m° is always positive making enthalpically unfavorable the process; 2) ΔH_m° normalized for $(2a+b)$ is independent of the EO/PO ratio indicating that the heat involved in the aggregation does not depend on the molecular weight; 3) ΔH_m° for relatively hydrophobic copolymers is much larger than that of the hydrophilic ones; 4) ΔH_m° tends to a null value when the PO/EO ratio is close to zero indicating that the desolvation of the PO segments controls the micellization. As far we know, very few are the data from ITC [39]. The enthalpy per injection as a function of F127 concentration shows a wide inflection point ascribable to the CMC [39]. This result is opposite to that usually observed for a non-

ionic surfactant because the tri-block copolymers probably contain the impurities like PEO, PPO, other di- and tri-block copolymers and furthermore they are not monodisperse.

Some ΔH_m° values were determined from the differential scanning calorimetry [40]. In such cases, when comparisons are possible [38,40], the ΔH_m° magnitude values differ from those obtained from the van'Hoff method.

There is the family of di-block copolymers composed of EO units and styrene oxide (EO_aS_b being a and b the repetitive number of the EO and the styrene units, respectively) which exhibit an enthalpic behavior [41] very different from that of Pluronics. The CMC is nearly insensitive to temperature allowing ΔH_m° values close to zero [41]. An example of ITC data for the aqueous solution of $EO_{45}S_{10}$ is illustrated in Figure 7. From these data, the ΔH_m° value of 4.5 kJ mol^{-1} is obtained that is much smaller than that evaluated for a Pluronic having comparable size; for instance, ΔH_m° of L64 in water obtained from DSC is $123.8 \text{ kJ mol}^{-1}$ [40].

Figure 7. Enthalpy per injection for the water+ $EO_{45}S_{10}$ mixture as a function of the copolymer concentration at 303 K. The CMC is $3 \times 10^{-3} \text{ mmol dm}^{-3}$. Data are from Ref. [41].



For the family of EO_aS_b , whatever the used methods are (van't Hoff or ITC), the ΔH_m° decreases with the hydrophobic block tending to a null value for $b=7$. This effect was attributed to the reduced interactions with water as the hydrophobic styrene block was coiled in the unimeric state. Moreover, as already observed for conventional surfactants, the ΔH_m° values obtained from the van'Hoff equation [42] do not quantitatively agree with those derived from ITC. A similar behavior was observed for the di-block and the tri-block copolymers based on EO and phenyl glycidyl ether units [43,44]. In fact, the CMC weakly depends on temperature and provides small ΔH_m° values. Also, for the (ethylene oxide)₆₇(phenyl glycidyl ether)₅ it is still observed the difference between ΔH_m° evaluated from van'Hoff method (10 kJ mol^{-1}) and from ITC ($\approx 1.3 \text{ kJ mol}^{-1}$). Small ΔH_m° values were also determined for tri-block copolymers based on PEO and phenyl glycidyl ether block ether [43]. This feature was ascribed to the hydrophobic phenyl glycidyl ether unit which is tightly coiled in the monomeric state.

5. Thermodynamics of Surfactant + Block Copolymer Aggregation Derived from Enthalpy

Isothermal calorimetry has provided a significant input to the comprehension of interactions between block copolymer and conventional surfactant in the aqueous phase. In the last two decades ITC studies on the aqueous copolymer+conventional surfactant mixtures were carried out. The ITC experiments are performed [39] by injecting a concentrated surfactant solution (usually well above the CMC) into a sample cell filled with a copolymer solution of known concentration. From a certain number of injections the enthalpy per mole of surfactant injected (ΔH_i) into the copolymer solution is determined. By comparing these results with those in the absence of the macromolecule, information on the binding process between the surfactant (monomeric and/or micellized) and the copolymer are drawn. Another function largely determined is the enthalpy of transfer of the copolymer (ΔH_t) from water to the aqueous surfactant solutions. It is evaluated as the difference between the thermal effect due to the mixing process of the solutions of copolymer and surfactant and that due to the dilution process of the same surfactant solution with water. By correcting the enthalpic effect for the dilution of the copolymer, ΔH_t is calculated [45-49]. The corresponding heat capacity of transfer of the copolymer (ΔC_{p_t}) is determined from direct measurements making reliable the obtained property [46,50,51].

5.1. Enthalpies of Injection

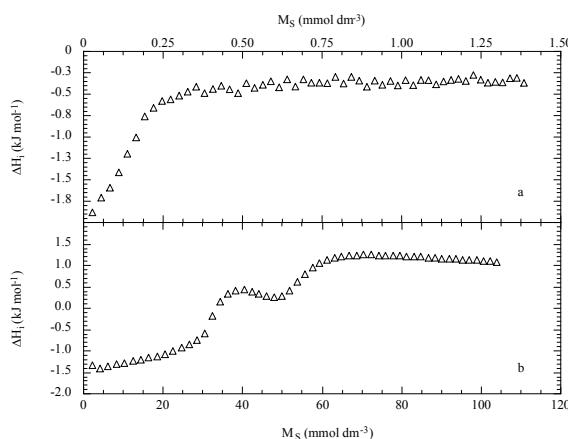
In a quite recent review, Tam *et al.* [52] devoted a noteworthy attention to ITC applied to triblock copolymer-surfactant systems. The most investigated aqueous mixtures are composed of PEO-PPO-PEO or PPO-PEO-PPO [53,54] and anionic [39,54-59], cationic [54,56,58,60,61] and non-ionic [54,59,62-64] surfactants. The new family of gemini surfactants, $[C_mH_{2m+1}(CH_3)_2N^+-(CH_2)_s-N^+(CH_3)_2-C_mH_{2m+1}\cdot 2Br^-]$, with variable alkyl chain length (m) and spacer (s), was also studied [65]. As a general feature, the copolymer binds significantly the surfactant. Although the literature ITC data differ in the copolymer/surfactant concentration or temperature, some general considerations can be done. The experiments performed in the presence of the unassociated block copolymer generate titration curves which have been described in terms of: 1) critical aggregation concentration which represents the onset of the surfactant binding to the copolymer (CAC); 2) saturation concentration at which the copolymer is saturated with the surfactant molecules (C_{sat}); and 3) critical concentration at which the free surfactant starts to micellize.

When the copolymer is preferentially in the micellar state a more complex situation takes place. In the surfactant pre-micellar region, the titration curve does not approach that of the surfactant dilution and generally exhibits a marked exothermic peak before merging with the dilution curve in water at a large M_s . Under these conditions, copolymer-rich/surfactant mixed micelles are formed and upon increasing the surfactant concentration they disappear on behalf of smaller surfactant-rich mixed aggregates until to the complete copolymer disaggregation.

A few investigations deal with copolymers different from Pluronics. In particular, the EO_aS_b diblock copolymers in the presence of various sodium alkylsulfates [28,66] were studied. As a general feature, the addition of monomeric surfactant to the copolymer solution generates heat effects which are enhanced by increasing the surfactant hydrophobicity.

The NaDeS/EO₆₃S₁₅ system is illustrated in Figure 8a as an example. As can be seen, an exothermic enthalpic effect is registered at low M_S as a consequence of the interactions between NaDeS and the copolymer. In fact, NaDeS in water in the same surfactant domain presents a ΔH_i value constant and equal to about -0.3 kJ mol^{-1} reflecting the unimeric state of the surfactant. By titrating the same aqueous EO₆₃S₁₅ mixture with a micellized solution of NaDeS a more complex trend of ΔH_i vs m_S is obtained. In the region to ca. 25 mmol dm^{-3} the ΔH_i values are coincident with those in water (Figure 4) thereafter they deviate presenting a peculiarity with a minimum at ca. 50 mmol kg^{-1} and they merge with the values in water above at 70 mmol dm^{-3} . The peculiar ΔH_i values were ascribed to the disruption of the surfactant-copolymer mixed micelles followed by the binding between the NaDeS aggregates and single copolymer molecules and then by the formation of free NaDeS micelles.

Figure 8. Dependence on the surfactant concentration of the enthalpy per moles of injected unmicellized 8 mmol dm^{-3} (a) and micellized 0.6 mol dm^{-3} (b) sodium decylsulfate in the presence of micellized 2.5 g dm^{-3} copolymer EO₆₃S₁₅ at 293 K. Data are from Ref. [28].

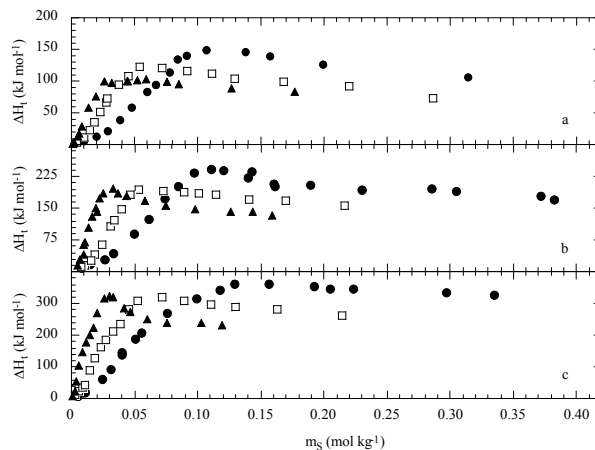


5.2. Enthalpies of Transfer

The enthalpies of transfer determined for PEO-PPO-PEO+surfactant system investigated different aspects: 1) the hydrophobicity [45,46,48-50] as well as the polar head [45,47,51] of the surfactant; 2) the copolymer molecular weight, keeping constant the EO/PO ratio, i.e., EO₇₆PO₂₉EO₇₆ (F68), F88 and EO₁₃₂PO₅₀EO₁₃₂ (F108); and 3) the copolymer hydrophilicity keeping constant the size of the PPO block.

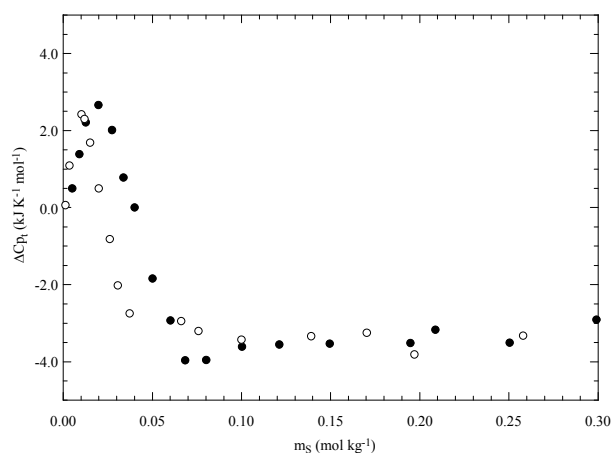
Examples of ΔH_t vs m_S are shown in Figure 9. For a given surfactant, ΔH_t sharply increases with m_S reaching a maximum and then decreases tending to a constant value. The location of the extremum is nearly independent of the nature of the macromolecule since it appears at a m_S value close to the CMC. By increasing the copolymer molecular weight, at fixed EO/PO ratio, ΔH_t becomes more endothermic. Moreover, decreasing the copolymer hydrophilicity (from F68 to L64) ΔH_t is less endothermic and the maximum is broader. The surfactant hydrophobicity enhances the extrema in the ΔH_t vs m_S curves and the ΔH_t magnitude decreases. In the presence of cationic or non-ionic surfactants the ΔH_t vs m_S curves are sigmoidal S-shaped which do not exhibit extrema near the CMC region [45].

Figure 9. Enthalpy of transfer of copolymer from water to the aqueous sodium decanoate (●), sodium undecanoate (□) and sodium dodecanoate (▲) solutions as a function of the surfactant concentration at 298 K. a) L64; b) F68; c) F108 at 298 K. Data are from Ref. [48].



The heat capacity of transfer function is a complex property being the derivative of the enthalpy of transfer with respect to temperature. For all of the investigated systems, the ΔC_{p_t} vs m_s trend shows a maximum and a minimum. By increasing the surfactant hydrophobicity, the maximum becomes sharper and is located at lower m_s values whereas the minimum tends to disappear as Figure 10 illustrates. For associated copolymers [50], ΔC_{p_t} decreases monotonically with m_s assuming negative values. The interpretation of ΔH_t as well as ΔC_{p_t} data was successfully done by invoking the formation of copolymer-surfactant aggregates taking place in the pre- and the post-micellar regions. In the case of heat capacity [50], the relaxation terms due to the effect of temperature on the formation of these aggregates was also taken into account.

Figure 10. Heat capacity of transfer of L64 from water to the aqueous sodium undecanoate (●) and sodium dodecanoate (○) solutions as a function of the surfactant concentration at 298 K. Data are from Ref. [50].



5.3. Modeling the Enthalpies of Aqueous Copolymer+Surfactant Mixtures

In spite of the huge amount of experimental thermodynamic data available for copolymer-surfactant mixtures, only a very few thermodynamic models have been proposed for a quantitative treatment. A model which uses an Origin based non-linear function did permit to analyze [67] ITC results by determining the CAC and the C_{sat} values and the corresponding enthalpies. This approach was also applied to several ITC data of the copolymer-surfactant systems [39,53-68].

A few years ago, De Lisi *et al.* [47] proposed a thermodynamic model aimed at describing quantitatively the thermodynamic (namely, volume, enthalpy, heat capacity) properties of transfer of the unimeric copolymer, at fixed concentration, from water to the aqueous surfactant solutions at variable composition. The approach stated that: 1) in the pre-micellar region the surfactant molecules interact with the copolymer to form surfactant-copolymer aggregates; and 2) once that the CMC is reached, the surfactant undergoes the micellization and therefore the copolymer may be incorporated into the micelles forming mixed aggregates. By applying such a model to the enthalpy of transfer the following equation was obtained [47]:

$$\Delta H_t = 2B_{\text{PS}}x_{\text{P}}[m] + x_{\text{C}}\Delta H_{\text{C}} + \{([m_0] - [m] - jx_{\text{C}}m_{\text{P}})/m_{\text{P}}\} \Delta H_{\text{m}}^{\circ} + x_{\text{M}}\Delta H_{\text{M}} \quad (13)$$

where B_{PS} stands for the copolymer-surfactant interaction parameter in the aqueous phase, x_{P} is the fraction of the dispersed copolymer whereas $[m_0]$ and $[m]$ represent the monomer surfactant concentration in the absence and the presence of the copolymer, respectively. x_{C} is the fraction of the surfactant-copolymer pre-micellar aggregates, which is expressed in terms of the equilibrium constant (K_{C}) and the j stoichiometry of the aggregate, and ΔH_{C} is the enthalpy change for the formation of these aggregates; x_{M} is the fraction of the copolymer-micelle aggregates, which is related to the equilibrium constant (K_{M}) and the w stoichiometry of the aggregate, and ΔH_{M} is the enthalpy change for the copolymer-micelle aggregates formation. The K_{C} , j and ΔH_{C} parameters are provided by the fit of data in the pre-micellar domain while K_{M} , w and ΔH_{M} by fitting the data in the micellar region.

Figure 11. Enthalpies of transfer of unimeric F68 (■) and L64 (●) from water to the aqueous sodium decanoate at 298 K. Lines are best fits according to Equation 13. Data are from refs. [46,48].

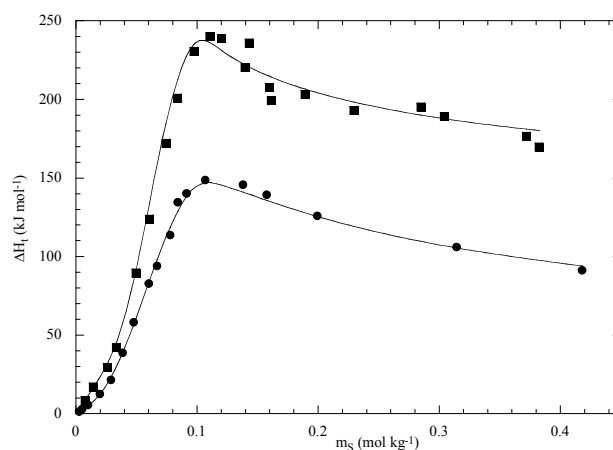


Figure 11 shows a few examples of the minimizing procedure according to Equation 13. The validity of this model was proved [46,47] and even confirmed by independent small angle neutron scattering (SANS) studies [69].

Another model aimed at interpreting the ITC data [54] is based on the following processes: 1) the binding of monomeric surfactant to sites of the copolymer; 2) the interactions between a certain number of surfactant monomers and the copolymer sites forming a mixed aggregate; and 3) the formation of free micelles with a given aggregation number. A good simulation of the enthalpy data for the NaDeS+ PO₁₉EO₃₃PO₁₉ was obtained according to this approach.

5.4. Quantitative Insights on the Surfactant-Copolymer Microstructures

Analyzing the enthalpies of transfer, by means of the De Lisi *et al.* model, is powerful because from the fitting parameters one may calculate the standard free energy (ΔG°_i) and entropy ($T\Delta S^\circ_i$) for the formation of copolymer-surfactant aggregates according to Equation 14:

$$\Delta G^\circ_i = -RT \ln K_i \quad T\Delta S^\circ_i = \Delta H_i - \Delta G^\circ_i \quad (14)$$

where the subscript *i* is replaced by C and M for the copolymer-surfactant pre-micellar and micellar aggregates, respectively. Furthermore, the minimizing procedure provides the stoichiometries of the mixed aggregates which, whenever comparisons are possible, well agree with those provided by SANS studies [69]. In the following, the main results dealing with Pluronic+surfactant systems will be illustrated.

5.5. Formation of Surfactant-Copolymer Pre-Micellar Aggregates

Detailed insights on the interactions between the homologues series of sodium alkanoates [48,49] and some block copolymers, i.e. L64, F68, F88 and F108 are available.

To take into account for the different amounts of EO and PO units in the various copolymers, the properties for the surfactant-copolymer pre-micellar aggregates were calculated as $\Delta Y_C/(2a+b)$ (remember that *a* and *b* are the number of repetitive units of EO and PO, respectively).

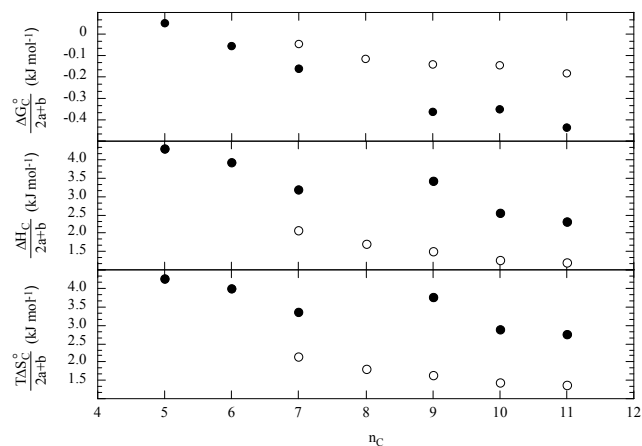
The increasing copolymer molecular weight slightly moves the dependence of $\Delta G^\circ_C/(2a+b)$ on the surfactant alkyl chain toward less negative values. The $\Delta G^\circ_C/(2a+b)$ for L64 is lower than that for F68 that is consistent with the L64 larger hydrophobicity (Figure 12). The enthalpy and the entropy data normalized for (2*a*+*b*) superimposed to each others for F68, F88 and F108 and smaller than the corresponding properties for L64 (Figure 12).

The high and the positive values of $\Delta H_C/(2a+b)$ and $T\Delta S^\circ_C/(2a+b)$ reflect the surfactant and the copolymer release water molecules from their low polar moieties which interact through the van der Waals forces forming a micro-environment similar to that of conventional micelles. The increasing of the surfactant hydrophobicity causes the entropy decrease because of the larger constraints in the conformational state of the copolymer.

Although the effect of the polar head was not extensively studied, some interesting information can be drawn. By comparing the behaviour of block copolymers in the presence of sodium undecanoate

[48] and DeTAB [47] it emerges that the cationic surfactant does not form pre-micellar aggregates while the anionic one does. This unexpected result was confirmed by SANS experiments [69].

Figure 12. Standard free energy, enthalpy and entropy for the formation of copolymer+surfactant pre-micellar aggregates, normalized for $(2a+b)$, as functions of the number of carbon atoms in the sodium alkanooates alkyl chain at 298 K. ●, L64; ○, F68. Data are from Ref. [49].

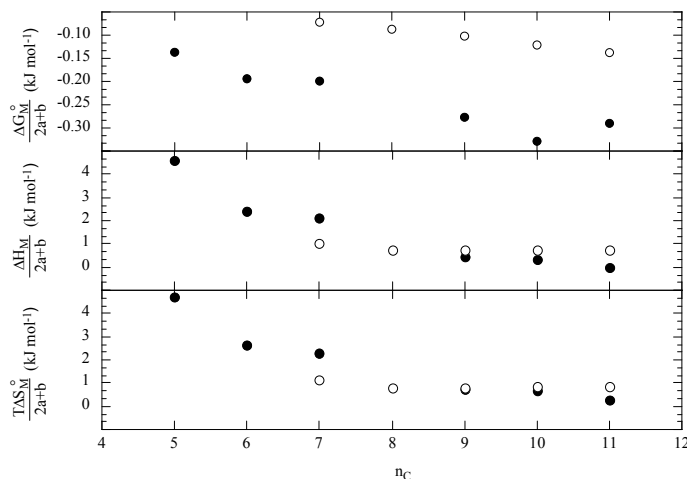


5.6. Formation of Surfactant-Copolymer Micellar Aggregates

Whatever is the copolymer nature [49], the standard free energy (ΔG_M^0) for the formation of the copolymer-micelle aggregates is controlled by both hydrophilic and hydrophobic forces and it is governed by entropy. $\Delta G_M^0/(2a+b)$ for a given surfactant becomes more negative with decreasing the macromolecule size. The enthalpies and the entropies are rather close for F68 and F88 while they differ from those of F108. Comparing F68 and L64 behaviour (Figure 13) turns out the larger hydrophobic character of L64. As Figure 13 shows, the surfactant hydrophobicity plays a remarkable role on the enthalpy and entropy of L64 with respect to F68 indicating that the interactions between micelles and copolymer generate relevant conformational effects and degree hydration changes of the copolymer. The loss of conformational freedom was also invoked to explain the heat capacity of the copolymer+surfactant micellar aggregates [50].

As concerns the effect of the polar head of the surfactant, the octylpyridinium chloride (OPyC) micelles do not distinguish between L64 and F68 while significant differences were observed for the enthalpy and the entropy which are about twice for F68 [47]. By comparing OPyC and octyldimethylamine oxide (ODAO) it turns out that the OPyC/L64 mixed micelles are more stable than those of ODAO/L64 [47]. The DeTAB/L64 mixed aggregate is more enhanced than that of DeTAB/F68. Finally, the interactions between the polar head of DeTAB and L64 stabilize the mixed aggregate more efficiently than the polar head of sodium undecanoate [47,48].

Figure 13. Standard free energy, enthalpy and entropy for the formation of copolymer+surfactant micellar aggregates, normalized for (2a+b), as functions of the number of carbon atoms in the sodium alkanates alkyl chain. ●, L64; ○, F68. Data are from Ref. [49].



6. Conclusions

This review aimed at providing a general overview of the issue of nanostructures consisting of block copolymers, conventional surfactants and their mixtures defined through the enthalpy function. The aggregation of conventional surfactants in water was analyzed to the light of the two methodologies generally used to determine the enthalpy of micellization: 1) the van't Hoff approach based on the determination of the critical micellar concentration as a function of temperature; and 2) the isothermal calorimetric method which determines the enthalpy function (apparent molar relative enthalpy, enthalpy of injection, enthalpy of solution, etc.) as a function of the surfactant concentration. The extensive literature data allowed to evidence the limits of the van'Hoff approach compared to the isothermal calorimetry. Although the block copolymers have been studied in a less extent, the available findings allowed to draw a picture on their enthalpic behaviour essentially determined by means of the van'Hoff approach. Finally, attention was focussed on the aqueous block copolymer+surfactant mixtures described through the enthalpies of injection and the enthalpies of transfer. The literature models used to analyze the data were discussed and their relevance for obtaining information at molecular level on the copolymer/surfactant interactions was highlighted. Furthermore, in some cases, the stoichiometries of the copolymer+surfactant mixed aggregates were provided and resulted in a good agreement with information obtained from structural techniques.

Acknowledgments

We are grateful to the University of Palermo for the financial support. We thank Prof. P. Taboada for providing us some published data.

References

1. Li, Y.; Li, P.; Wang, J.; Wang, Y.; Yan, H.; Thomas, R.K. Odd/even effect in the chain length on the enthalpy of micellization of gemini surfactants in aqueous solution. *Langmuir* **2005**, *21*, 6703-6706.
2. Bai, G.; Wang, J.; Wang, Y.; Yan, H. Thermodynamics of hydrophobic interaction of dissymmetric gemini surfactants in aqueous solutions *J. Phys. Chem. B* **2002**, *106*, 6614-6616.
3. Jiang, N.; Li, P.; Wang, Y.; Wang, J.; Yan, H.; Thomas, R.K. Micellization of cationic gemini surfactants with various counterions and their interaction with DNA in aqueous solution *J. Phys. Chem. B* **2004**, *108*, 15385-15391.
4. Wettig, S.D.; Li, X.F.; Verrall, R.E. Thermodynamic and aggregation properties of gemini surfactants with ethoxylated spacers in aqueous solution. *Langmuir* **2003**, *19*, 3666-3670.
5. Loh, W. Block copolymer micelles. In *Encyclopedia of surface and colloid science*, Hubbard, A.T., Ed.; Marcel Dekker: New York, NY, USA, 2002; pp. 802-813.
6. Mazzaglia, A.; Bart Jan Ravoo, B.J.; Darcy, R.; Gambadauro, P.; Mallamace, F. Aggregation in water of nonionic amphiphilic cyclodextrins with short hydrophobic substituents. *Langmuir* **2002**, *18*, 1945-1948.
7. Carretti, E.; Dei, L.; Baglioni, P. Solubilization of acrylic and vinyl polymers in nanocontainer solutions. Application of microemulsions and micelles to Cultural Heritage conservation. *Langmuir* **2003**, *19*, 7867-7872.
8. Baglioni, P.; Giorgi, R.; Dei, L. Soft condensed matter for the conservation of cultural heritage. *Compte Rendus Chimie* **2009**, *12*, 61-69.
9. M. F. Mulè, A minimal approach for the restoration of the paint art-work "Annunciazione" XVII Century. Regional Gallery of Sicily, Palazzo Abatellis - Palermo (Italy), Master thesis in Conservation and Restoration of Cultural Heritage, University of Palermo, Palermo, April 21, 2008.
10. He, L.; Huang, G.; Lu, H.; Zeng, G. Optimization of surfactant-enhanced aquifer remediation for a laboratory BTEX system under parameter uncertainty. *Environ. Sci. Technol.* **2008**, *42*, 2009-2014.
11. Acosta, E.; Szekeres, E.; Sabatini, D.A.; Harwell, J.H. Net-average curvature model for solubilization and supersolubilization in surfactant microemulsions. *Langmuir* **2003**, *19*, 186-195.
12. Ramsburg, C.A.; Pennell, K.D.; Abriola, L.M.; Daniels, G.; Drummond, C.D.; Gamache, M.; Hsu, H.; Petrovskis, E.A.; Rathfelder, K.M.; Ryder, J.L.; Yavaraski T.P. Pilot-scale demonstration of surfactant-enhanced PCE solubilization at the Bachman Road Site. 2. System operation and evaluation. *Environ. Sci. Technol.* **2005**, *39*, 1791-1801.
13. Varshney, M.; Morey, T.E.; Shah, D.O.; Flint, J.A.; Moudgil, B.M.; Seubert, C.N.; Dennis, D.M. Pluronic microemulsions as nanoreservoirs for extraction of bupivacaine from normal saline. *J. Am. Chem. Soc.* **2004**, *126*, 5108-5112.
14. Grolier, J.P.E. From simple fluids to polymers, recent developments of calorimetric techniques and their contribution to thermodynamics. *Pure Appl. Chem.* **1997**, *69*, 2231-2238.
15. Chatterjee, A.; Moulik, S.P.; Sanyal, S.K.; Mishra, B.K.; Puri, P.M. Thermodynamics of micelle formation of ionic surfactants: a critical assessment for sodium dodecyl sulfate, cetyl pyridinium

- chloride and dioctyl sulfosuccinate (Na salt) by microcalorimetric, conductometric, and tensiometric measurements. *J. Phys. Chem. B* **2001**, *105*, 12823-12831.
16. Shinoda, K.; Hutchinson, E. Pseudo-phase separation model for thermodynamic calculations on micellar solutions. *J. Phys. Chem.* **1962**, *66*, 577-582.
 17. Bijma, K.; Engberts, J.B.F.N.; Haandrikman, G.; van Os, N.M.; Blandamer, M.J.; Butt, M.D.; Cullis, P.M. Thermodynamics of micelle formation by 1-methyl-4-alkylpyridinium halides. *Langmuir* **1994**, *10*, 2578-2582.
 18. Majhi, P.R.; Blume, A. Thermodynamic characterization of temperature-induced micellization and demicellization of detergents studied by differential scanning calorimetry. *Langmuir* **2001**, *17*, 3844-3851.
 19. Ropers, M.H.; Czichocki, G.; Brezesinski, G. Counterion effect on the thermodynamics of micellization of alkyl sulfates *J. Phys. Chem. B* **2003**, *107*, 5281-5288.
 20. Chakraborty, I.; Moulik, S.P. Self-aggregation of ionic C₁₀ surfactants having different headgroups with special reference to the behavior of decyltrimethylammonium bromide in different salt environments: a calorimetric study with energetic analysis. *J. Phys. Chem. B* **2007**, *111*, 3658-3664.
 21. Holtzer, A.; Holtzer, M.F. On the use of the van't Hoff relation in determinations of the enthalpy of micelle formation. *J. Phys. Chem.* **1974**, *78*, 1442-1443.
 22. Bashford, M.T.; Woolley, E.M. Enthalpies of dilution of aqueous decyl-, dodecyl-, tetradecyl-, and hexadecyltrimethylammonium bromides at 10, 25, 40, and 55 °C. *J. Phys. Chem.* **1985**, *89*, 3173-3179.
 23. Desnoyers, J.E.; Perron, G.; Roux, A.H. Thermodynamic methods. In *Surfactant solutions: New methods of investigation*, 1st ed.; Zana, R., Ed.; Marcel Dekker: New York, NY, USA, 1987; pp. 2-51.
 24. Milioto, S.; Bakshi, M.S.; Crisantino, R.; De Lisi, R. N,N,N,-alkyloctyldimethylammonium chlorides in water: a thermodynamic investigation. *J. Colloid Interface Sci.* **1993**, *159*, 354-365.
 25. Corkill, J.M.; Goodman, J.F.; Tate, J.R. Calorimetric determination of the heats of micelle formation of some non-ionic detergents. *Trans. Faraday Soc.* **1964**, *60*, 996-1002.
 26. Corkill, J.M.; Goodman, J.F.; Tate, J.R. Heats of solution of alkylhexaoxyethylene glycol monoethers. *Trans. Faraday Soc.* **1967**, *63*, 768-773.
 27. Crisantino, R.; De Lisi, R.; Milioto, S. Energetics of sodium dodecylsulfate-dodecyldimethylamine oxide mixed micelles formation. *J. Sol. Chem.* **1994**, *6*, 639-662.
 28. Castro, E.; Taboada, P.; Barbosa, S.; Mosquera, V. Size control of styrene oxide-ethylene oxide diblock copolymer aggregates with classical surfactants: DLS, TEM, and ITC study. *Biomacromolecules* **2005**, *6*, 1438-1447.
 29. Patterson, I.; Armstrong, J.; Chowdhry, B.; Leharne, S. Thermodynamic model fitting of the calorimetric output obtained for aqueous solutions of oxyethylene-oxypropylene-oxyethylene triblock copolymers. *Langmuir* **1997**, *13*, 2219-2226.
 30. Desnoyers, J.E.; Caron, G.; De Lisi, R.; Roberts, D.; Roux, A.; Perron, G. Thermodynamic properties of alkyldimethylamine oxides in water. Application of a mass-action model for micellization. *J. Phys. Chem.* **1983**, *87*, 1397-1406.
 31. Woolley, E.M.; Burchfield, T.E. Model for thermodynamics of ionic surfactant solutions. 2. Enthalpies, heat capacities, and volumes. *J. Phys. Chem.* **1984**, *88*, 2155-2163.

32. Desnoyers, J.E.; Perron, G. Temperature dependence of the free energy of micellization from calorimetric data. *Langmuir* **1996**, *12*, 4044-4045.
33. Milioto, S.; Causi, S.; De Lisi, R. Thermodynamic properties of some N-alkyl-N-methylpiperidinium chlorides and N-alkylpiperidine hydrochlorides in water. *J. Sol. Chem.* **1994**, *22*, 1-26.
34. De Lisi, R.; Fisicaro, E.; Milioto, S. Thermodynamic properties and conductivities of some dodecylsulfate in water. *J. Sol. Chem.* **1988**, *17*, 1015-1041.
35. De Lisi, R.; Lazzara, G.; Milioto, S.; Muratore, N. Volumes of aqueous block copolymers based on poly(propylene oxides) and poly(ethylene oxides) in a large temperature range: a quantitative description. *J. Chem. Thermodynamics* **2006**, *38*, 1344-1350.
36. De Lisi, R.; Lazzara, G.; Lombardo, R.; Milioto, S.; Muratore, N.; Turco Liveri, M.L. Thermodynamic behavior of non-ionic tri-block copolymers in water at three temperatures. *J. Solution Chem.* **2006**, *35*, 659-678.
37. Castro, E.; Barbosa, S.; Josué Juárez, J.; Taboada, P.; Katime, I.A.; Mosquera, V. Influence of external factors on the micellization process and aggregate structure of poly(oxy)styrene-poly(oxy)ethylene block copolymers. *J. Phys. Chem. B* **2008**, *112*, 5296-5304.
38. Alexandridis, P.; Holzwarth, J.F.; Hatton, T.A. Micellization of poly(ethylene oxide)-poly(propylene oxide)-poly(ethylene oxide) triblock copolymers in aqueous solutions: thermodynamics of copolymer association. *Macromolecules* **1994**, *27*, 2414-2425.
39. Li, Y.; Xu, R.; Couderc, S.; Bloor, D.M.; Wyn-Jones, E.; Holzwarth, J.F. Binding of sodium dodecylsulfate (SDS) to the ABA block copolymer Pluronic F127 (EO₉₇PO₆₉EO₉₇): F127 aggregation induced by SDS. *Langmuir* **2001**, *17*, 183-188.
40. Lazzara, G.; Milioto, S.; Muratore, N. Solubilization of an organic solute in aqueous solutions of unimeric block copolymers and their mixtures with monomeric surfactant: volume, surface tension, differential scanning calorimetry, viscosity, and fluorescence spectroscopy studies. *J. Phys. Chem. B* **2008**, *112*, 5616-5625.
41. Taboada, P.; Castro, E.; Mosquera, V. Thermodynamic properties of diblock copolymers of ethylene oxide and styrene oxide in aqueous solution. *J. Phys. Chem. B* **2004**, *108*, 3030-3035.
42. Mai, S.; Booth, C.; Kelarakis, A.; Havredaki, V.; Ryan, A.J. Association and surface properties of poly(ethylene oxide)-poly(styrene oxide) di-block copolymers in aqueous solution. *Langmuir* **2000**, *16*, 1681-1688.
43. Taboada, P.; Velasquez, G.; Barbosa, S.; Castelletto, V.; Nixon, S.K.; Yang, Z.; Heatley, F.; Hamley, I.W.; Ashford, M.; Mosquera, V.; Attwood, D.; Booth, C. Block copolymers of ethylene oxide and phenyl glycidyl ether: micellization, gelation, and drug solubilization. *Langmuir* **2005**, *21*, 5263-5271.
44. Taboada, P.; Velasquez, G.; Barbosa, S.; Yang, Z.; Nixon, S.K.; Zhou, Z.; Heatley, F.; Ashford, M.; Mosquera, V.; Attwood, D.; Booth, C. Micellization and drug solubilization in aqueous solutions of a diblock copolymer of ethylene oxide and phenyl glycidyl ether. *Langmuir* **2006**, *22*, 7465-7470.
45. De Lisi, R.; Milioto, S.; Muratore, N. Binding of short alkyl chain surfactants to the (ethylene oxide)₁₃-(propylene oxide)₃₀-(ethylene oxide)₁₃ and (ethylene oxide)₇₅-(propylene oxide)₃₀-(ethylene oxide)₇₅ copolymers studied by microcalorimetry. *Macromolecules* **2002**, *35*, 7067-7073.

46. De Lisi, R.; Milioto, S.; Munafò, M.; Muratore, N. Binding between (ethylene oxide)₁₃-(propylene oxide)₃₀-(ethylene oxide)₁₃ and sodium decanoate. Volume, enthalpy, and heat capacity studies. *J. Phys. Chem. B* **2003**, *107*, 819-825.
47. De Lisi, R.; Lazzara, G.; Milioto, S.; Muratore, N. Mass action model applied to the thermodynamic properties of transfer of nonionic copolymers from water to the aqueous surfactant solutions. *J. Phys. Chem. B* **2004**, *108*, 1189-1196.
48. De Lisi, R.; Lazzara, G.; Milioto, S.; Muratore, N. Calorimetric and volumetric investigations of the effect of the hydrophobicity of the surfactant on the binding between (ethylene oxide)₁₃-(propylene oxide)₃₀-(ethylene oxide)₁₃ and sodium alkanoates in aqueous solutions. *Macromolecules* **2004**, *37*, 5423-5429.
49. De Lisi, R.; Lazzara, G.; Milioto, S.; Muratore, N. Thermodynamics of aqueous poly(ethylene oxide)-poly(propylene oxide)-poly(ethylene oxide)/surfactant mixtures. Effect of the copolymer molecular weight and the surfactant alkyl chain length. *J. Phys. Chem. B* **2004**, *108*, 18214-18221.
50. De Lisi, R.; Lazzara, G.; Milioto, S.; Muratore, N. Heat capacity of transfer of (ethylene oxide)₁₃-(propylene oxide)₃₀-(ethylene oxide)₁₃ from water to the aqueous anionic surfactant solutions at 298 K. A quantitative treatment. *Langmuir* **2004**, *20*, 9938-9944.
51. Senkov, S.; Roux, A.H.; Roux-Desgranges, G. Studies on apparent molar volumes and heat capacities of several pluronics (triblock copolymers) in aqueous solutions of sodium dodecyl sulfate at 298.15 and 318.15 K. *Phys. Chem. Chem. Phys.* **2004**, *6*, 822-828.
52. Tam, K.C.; Wyn-Jones, E. Insights on polymer-surfactant complex structures during the binding of surfactants to polymers as measured by equilibrium and structural techniques. *Chem. Soc. Rev.* **2006**, *35*, 693-709.
53. Dai, S.; Tam, K.C.; Li, L. Isothermal titration calorimetric studies on interactions of ionic surfactant and poly(oxypropylene)-poly(oxyethylene)-poly(oxypropylene) triblock copolymers in aqueous solutions. *Macromolecules* **2001**, *34*, 7049-7055.
54. Ortona, O.; D'Errico, G.; Paduano, L.; Vitagliano, V. Interaction between cationic, anionic, and non-ionic surfactants with ABA block copolymer Pluronic PE6200 and with BAB reverse block copolymer Pluronic 25R4. *J. Colloid Interface Sci.* **2006**, *301*, 63-77.
55. Li, Y.; Xu, R.; Bloor, D.M.; Holzwarth, J.F.; Wyn-Jones, E. The binding of sodium dodecyl sulfate to the ABA block copolymer Pluronic F127 (EO₉₇PO₆₉EO₉₇): an electromotive force, microcalorimetry, and light scattering investigation. *Langmuir* **2000**, *16*, 10515-10520.
56. da Silva, R.C.; Olofsson, G.; Schillén, K.; Loh, W. Influence of ionic surfactants on the aggregation of poly(ethylene oxide)-poly(propylene oxide)-poly(ethylene oxide) block copolymers studied by differential scanning and isothermal titration calorimetry. *J. Phys. Chem. B* **2002**, *106*, 1239-1246.
57. Thurn, T.; Couderc, S.; Sidhu, J.; Bloor, D.M.; Penfold, J.; Holzwarth, J.F.; Wyn-Jones, E. Study of mixed micelles and interaction parameters for ABA triblock copolymers of the type EO_m-PO_n-EO_m and ionic surfactants: equilibrium and structure. *Langmuir* **2002**, *18*, 9267-9275.
58. Jansson, J.; Schillén, K.; Olofsson, G.; da Silva, R.C.; Loh, W. The interaction between PEO-PPO-PEO triblock copolymers and ionic surfactants in aqueous solution studied using light scattering and calorimetry. *J. Phys. Chem. B* **2004**, *108*, 82-92.

59. Couderc-Azouani, S.; Sidhu, J.; Thurn, T.; Xu, R.; Bloor, D.M.; Penfold, J.; Holzwarth, J.F.; Wyn-Jones, E. Binding of sodium dodecyl sulfate and hexaethylene glycol mono-*n*-dodecyl ether to the block copolymer L64: electromotive force, microcalorimetry, surface tension, and small angle neutron scattering investigations of mixed micelles and polymer/micellar surfactant complexes. *Langmuir* **2005**, *21*, 10197-10208.
60. Jansson, J.; Schillén, K.; Nilsson, M.; Söderman, O.; Fritz, G.; Bergmann, A.; Glatter, O. Small-angle X-ray scattering, light scattering, and NMR study of PEO-PPO-PEO triblock copolymer/cationic surfactant complexes in aqueous solution. *J. Phys. Chem. B* **2005**, *109*, 7073-7083.
61. Wettig, S.D.; Verrall, R.E. Studies of the interaction of cationic gemini surfactants with polymers and triblock copolymers in aqueous solution. *J. Colloid Interface Sci.* **2001**, *244*, 377-385.
62. S. Couderc, S.; Li, Y.; Bloor, D.M.; Holzwarth, J.F.; Wyn-Jones, E. Interaction between the nonionic surfactant hexaethylene glycol mono-*n*-dodecyl ether (C₁₂EO₆) and the surface active nonionic ABA block copolymer Pluronic F127 (EO₉₇PO₆₉EO₉₇)-formation of mixed micelles studied using isothermal titration calorimetry and differential scanning calorimetry. *Langmuir* **2001**, *17*, 4818-4824.
63. Löf, D.; Niemiec, A.; Schillén, K.; Loh, W.; Olofsson, G. A calorimetry and light scattering study of the formation and shape transition of mixed micelles of EO₂₀PO₆₈EO₂₀ triblock copolymer (P123) and nonionic surfactant (C₁₂EO₆). *J. Phys. Chem. B* **2007**, *111*, 5911-5920.
64. Ge, L.; Guo, R.; Zhang, X. Formation and microstructure transition of F127/TX-100 complex. *J. Phys. Chem. B* **2008**, *112*, 14566-14577.
65. Li, X.; Wettig, S.D.; Verrall, R.E. Isothermal titration calorimetry and dynamic light scattering studies of interactions between gemini surfactants of different structure and Pluronic block copolymers. *J. Colloid Interface Sci.* **2005**, *282*, 466-477.
66. Taboada, P.; Castro, E.; Mosquera, V. Surfactant/nonionic copolymer interaction: a SLS, DLS, ITC, and NMR investigation. *J. Phys. Chem. B* **2005**, *109*, 23760-23770.
67. Li, X.; Wettig, S.D.; Verrall, R.E. Interactions between 12-EO_x-12 gemini surfactants and Pluronic ABA block copolymers (F108 and P103) studied by isothermal titration calorimetry. *Langmuir* **2004**, *20*, 579-586.
68. Li, Y.; Xu, R.; Couderc, S.; Bloor, D.M.; Holzwarth, J.F.; Wyn-Jones, E. Binding of tetradecyltrimethylammonium bromide to the ABA block copolymer Pluronic F127 (EO₉₇PO₆₉EO₉₇): electromotive force, microcalorimetry, and light scattering studies. *Langmuir* **2001**, *17*, 5742-5747.
69. De Lisi, R.; Gradzielski, M.; Lazzara, G.; Milioto, S.; Muratore, N.; Prevost, S. Aqueous block copolymer-surfactant mixtures and their ability in solubilizing chlorinated organic compounds. A thermodynamic and SANS study. *J. Phys. Chem. B* **2006**, *110*, 25883-25894.