

# SCIENTIFIC REPORTS



OPEN

## Tunneling induced absorption with competing Nonlinearities

Yandong Peng<sup>1</sup>, Aihong Yang<sup>1</sup>, Yan Xu<sup>1</sup>, Peng Wang<sup>1</sup>, Yang Yu<sup>1</sup>, Hongju Guo<sup>2</sup> & Tingqi Ren<sup>1</sup>

Received: 25 May 2016  
Accepted: 07 November 2016  
Published: 13 December 2016

We investigate tunneling induced nonlinear absorption phenomena in a coupled quantum-dot system. Resonant tunneling causes constructive interference in the nonlinear absorption that leads to an increase of more than an order of magnitude over the maximum absorption in a coupled quantum dot system without tunneling. Resonant tunneling also leads to a narrowing of the linewidth of the absorption peak to a sublinewidth level. Analytical expressions show that the enhanced nonlinear absorption is largely due to the fifth-order nonlinear term. Competition between third- and fifth-order nonlinearities leads to an anomalous dispersion of the total susceptibility.

The study of coherent optical processes arouse increasing interest due to important applications of their novel quantum interference phenomena, such as electromagnetically-induced transparency (EIT)<sup>1</sup> and absorption (EIA)<sup>2</sup>. EIT originates from destructive interference between different optical paths that causes the system to exhibit transparency for an incident pulse within a narrow spectral range with steep dispersion<sup>3</sup>. In contrast, EIA is a result of constructive interference due to transfer of coherence in Zeeman-degenerate systems<sup>4</sup>. Most recent research is concerned with multi-photon coherence processes<sup>5–9</sup> and is carried out in multilevel atomic systems, including Lambda-, cascade- and N-type systems<sup>10–12</sup>.

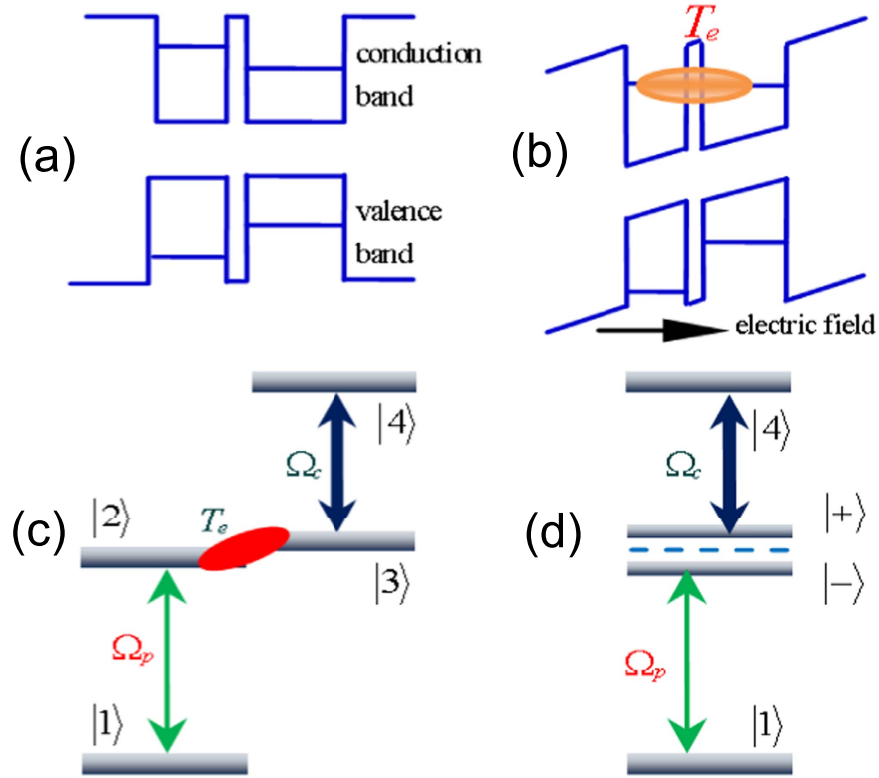
Quantum dots (QD) are termed artificial atoms as they are confined in three dimensions and exhibit discrete energy levels<sup>13</sup>. The long coherence times, nonlinearity, and ease of integration exhibited by QDs makes them ideal candidates for quantum information processing<sup>14–16</sup>. QDs that are coupled through tunneling have rich energy levels and flexible methods of electronic/optical control further increasing the possible applications of QDs<sup>17,18</sup>. EIT and tunneling induced transparency (TIT) phenomena have been observed in CQDs<sup>19,20</sup>. The main difference between EIT and TIT is that EIT usually requires an external-field excitation and induced coherence, while TIT originates from tunneling induced coherence which is decided by the structure of the QDs. The interference mechanism<sup>21,22</sup>, pulse propagation<sup>23,24</sup>, and Kerr nonlinearity<sup>25–27</sup> in TIT have been extensively studied for applications in solid state qubits and quantum electrodynamics<sup>28</sup>; however, few have studied the TIA and related nonlinear optical properties despite the potential applications of TIA in solid-state quantum devices and as a classical analog of EIA<sup>29</sup> or its role in two photon-absorption<sup>30</sup> and photon-assisted absorption<sup>31,32</sup>.

In this paper, we investigate the nonlinear TIA phenomenon and its physical mechanism. The resonant tunneling induces constructive interference for the nonlinear absorption whose peak value could be enhanced by more than ten times while its linewidth can be reduced to one tenth compared to the absorption without tunneling. Analytical expressions for the third and fifth-order nonlinearities are given in the weak-field limit, and the numerical result shows that contribution to the total absorption from the fifth-order nonlinear term dominates the third-order contribution. The competition of third- and fifth-order nonlinearities leads to anomalous dispersion in the total susceptibility. The value of the real part of the third-order nonlinearity changes from positive to negative along with variation of the tunneling detuning. Increased understanding and the ability for coherent control of the nonlinear processes in TIA may aid in future exploration of nonlinear tunneling dynamics and the design of novel absorption and refraction engineered devices.

### Results

**Model and basic equation.** We consider a quantum dot molecule (QDM) system where each QDM consists of two dots with different band structures coupled by tunneling<sup>33,34</sup>. A lateral device geometry appears more convenient for the application of bias voltages to QD ensembles with QDs of different sizes. A recent experiment reports self-assembled lateral QDMs can be produced on GaAs (001) substrates by a unique combination of

<sup>1</sup>State Key Laboratory of Mining Disaster Prevention and Control Co-founded by Shandong Province and the Ministry of Science and Technology, Shandong University of Science and Technology, Qingdao 266590, China. <sup>2</sup>Physics Research Laboratory, Shanghai Publishing and Printing College, University of Shanghai for Science and Technology, Shanghai, 200093, China. Correspondence and requests for materials should be addressed to Y.P. (email: pengyd@sdust.edu.cn) or T.R. (email: rentingqi@163.com)



**Figure 1.** Schematic band structure of the QDM system (a) without and (b) with an applied electric field, (c) schematic level configuration and (d) corresponds to generic model (c) after diagonalizing the interaction with the tunneling  $T_e$ , where two new eigenstates  $|\pm\rangle = (|2\rangle \pm |3\rangle)/\sqrt{2}$ .

molecular beam epitaxy and precise *in situ* atomic layer etching. This provides homogeneous ensembles of QDMs with a low density, where the two dots of the QDM are aligned along the  $[1\bar{1}0]$  direction<sup>35</sup>. For a QDM, two dots are separated by a few nanometers of a barrier material. Schematic band structure and level configuration of an individual QDM system are shown in Fig. 1(a). We use Dirac bra-ket notation  $|e_L, n_L\rangle|e_R, n_R\rangle$  to express the excitonic states, where the left (right) Dirac symbol gives the number of electrons and holes in the left (right) dots with subscript L (R).  $|1\rangle = |0, 0\rangle|0, 0\rangle$  without excitation is the ground state. A probe field can excite an electron from the valence band to the conduction band of a dot and a direct exciton forms,  $|2\rangle = |1, 1\rangle|0, 0\rangle$ . The excited electron can tunnel to the other dot and an indirect exciton appears,  $|3\rangle = |0, 1\rangle|1, 0\rangle$ . A control field can further excite an electron in the conduction band forming a biexciton,  $|4\rangle = |1, 2\rangle|1, 0\rangle$ <sup>17</sup>. Here we limit our discussion to the four QDM states above, as shown in Fig. 1(c). The application of the bias voltage causes the energy separation between the hole levels to become large so that the hole tunneling can be neglected (see Fig. 1(b))<sup>36</sup>. The cascade-type biexciton system has already been examined by pump-probe<sup>17</sup> and two-photon absorption experiments<sup>30</sup> and proposed for studying entanglement dynamics<sup>37</sup>. Similar artificial structures have also been used for tunneling induced transparency and related applications<sup>38–41</sup>.

The Hamiltonian of the CQD system can be described in matrix form using the electric-dipole and the rotating-wave approximations,

$$H = \begin{pmatrix} 0 & \hbar\Omega_p & 0 & 0 \\ \hbar\Omega_p & \Delta_2 & T_e & 0 \\ 0 & T_e & \Delta_2 + \hbar\omega_{23} & \hbar\Omega_c \\ 0 & 0 & \hbar\Omega_c & \Delta_2 + \hbar\omega_{23} + \Delta_4 \end{pmatrix} \quad (1)$$

where the probe field detuning  $\Delta_2 = \hbar(\omega_2 - \omega_1 - \omega_p)$ , the control field detuning  $\Delta_4 = \hbar(\omega_4 - \omega_3 - \omega_c)$  with the frequency of the probe (control) field  $\omega_p$  ( $\omega_c$ ). The tunneling detuning  $\omega_{23} = \omega_3 - \omega_2$ , with the eigenfrequency of state  $|i\rangle$  given by  $\omega_i$ . The tunneling matrix element  $T_e$  of an electron represents the magnitude of the coupling between the states  $|2\rangle$  and  $|3\rangle$ . The parameters  $\omega_{23}$  and  $T_e$  related to the interdot tunneling can be controlled by an electric field. The Rabi frequencies of the control and probe fields are  $\Omega_p = \mu_{12}E_p/(2\hbar)$  and  $\Omega_c = \mu_{34}E_c/(2\hbar)$ , respectively, with the dipole momentum matrix element  $m_{ij}$  from state  $|i\rangle$  to state  $|j\rangle$  and the laser electric field amplitude  $E_p, c$ . The system dynamics are described by Liouville-von Neumann-Lindblad equation:

$$\frac{d\rho}{dt} = -i[H, \rho] + L(\rho), \quad (2)$$

where  $\rho$  is the density matrix operator and  $L(\rho)$  represents the Liouville operator that describes the decoherence process<sup>20</sup>. We obtain the following evolution of the differential equation for the density matrix element  $\rho_{ij}$ :

$$\begin{aligned} \dot{\rho}_{11} &= \Gamma_2\rho_{22} + \Gamma_4\rho_{44} + i\Omega_p(\rho_{12} - \rho_{21}), \\ \dot{\rho}_{12} &= (i\Delta_2 - \Gamma_2)\rho_{12} + i[T_e\rho_{14} + \Omega_p(\rho_{11} - \rho_{22})], \\ \dot{\rho}_{13} &= i(\Delta_4\rho_{13} + \Omega_c\rho_{14} - \Omega_p\rho_{23}), \\ \dot{\rho}_{14} &= [i(\Delta_2 + \omega_{23}) - \Gamma_4]\rho_{14} + i(T_e\rho_{12} + \Omega_c\rho_{13} - \Omega_p\rho_{24}), \\ \dot{\rho}_{22} &= -\Gamma_2\rho_{22} + i[T_e(\rho_{24} - \rho_{42}) + \Omega_p(\rho_{21} - \rho_{12})], \\ \dot{\rho}_{23} &= -[i(\Delta_2 - \Delta_4) + \Gamma_2]\rho_{23} + i(T_e\rho_{43} - \Omega_c\rho_{24} + \Omega_p\rho_{13}), \\ \dot{\rho}_{24} &= -(\Gamma_2 + \Gamma_4 - i\omega_{23})\rho_{24} + i[T_e(\rho_{22} - \rho_{44}) + \Omega_c\rho_{23} - \Omega_p\rho_{14}], \\ \dot{\rho}_{33} &= \Gamma_2\rho_{22} + \Gamma_4\rho_{44} + i\Omega_c(\rho_{34} - \rho_{43}), \\ \dot{\rho}_{34} &= i(\Delta_2 - \Delta_4 + \omega_{23} + i\Gamma_4)\rho_{34} + i[T_e\rho_{32} + \Omega_c(\rho_{33} - \rho_{44})], \\ \dot{\rho}_{44} &= -\Gamma_4\rho_{44} - i[T_e(\rho_{24} - \rho_{42}) + \Omega_c(\rho_{34} - \rho_{43})], \end{aligned} \quad (3)$$

with  $\rho_{ji}^* = \rho_{ij}$ , and the closure relationship  $\rho_{11} + \rho_{22} + \rho_{33} + \rho_{44} = 1$ . Here  $\Gamma_i = \Gamma_{ij} + \gamma_i$  represents the effective decay rate,  $\Gamma_{ij}$  indicates spontaneous decay from  $|i\rangle$  to  $|j\rangle$  and  $\gamma_i$  is the dephase term.

## Discussion

Here we consider a weak probe field and are interested in high-order nonlinearity of the QCDs. The effective susceptibility is given by<sup>42</sup>

$$\chi_{\text{eff}} = \chi_L + \chi_{\text{NL}} = \mathcal{N}(\rho_{21}^{(L)} + \rho_{21}^{(\text{NL})}) \quad (4)$$

where the first term is the linear susceptibility, and the second term is the nonlinear susceptibility. By solving Eq. (3) in the weak-field limit with the iterative method, we obtain approximate solutions for the linear and nonlinear susceptibilities as follows:

$$\frac{\chi_L}{\mathcal{N}} = -\frac{[(i\Gamma_4 + \Delta_2 + \omega_{23})(\Delta_2 - \Delta_4 + \omega_{23}) - \Omega_c^2]}{D_1}, \quad (5)$$

$$\begin{aligned} \chi_{\text{NL}}/\mathcal{N} &= (\Delta_2 - \Delta_4 + \omega_{23})\{T_e^2(i\Gamma_4 + \Delta_4) - (\Delta_2 - \Delta_4 + \omega_{23}) \\ &\quad \times [\Gamma_4^2 + 2i\Gamma_4(\Delta_2 + \omega_{23}) + 3(\Delta_2 + \omega_{23})^2]\}\Omega_c^2/D_2 |D_2|^2 \\ &\quad - [T_e^2 - 3\Delta_2^2\Delta_4 - 6\Delta_2\omega_{23} + 3\Delta_4\omega_{23}^2] - i\Gamma_4(\Delta_2 - \Delta_4 + \omega_{24})\Omega_c^4/(D_3|D_3|^2), \end{aligned} \quad (6)$$

with

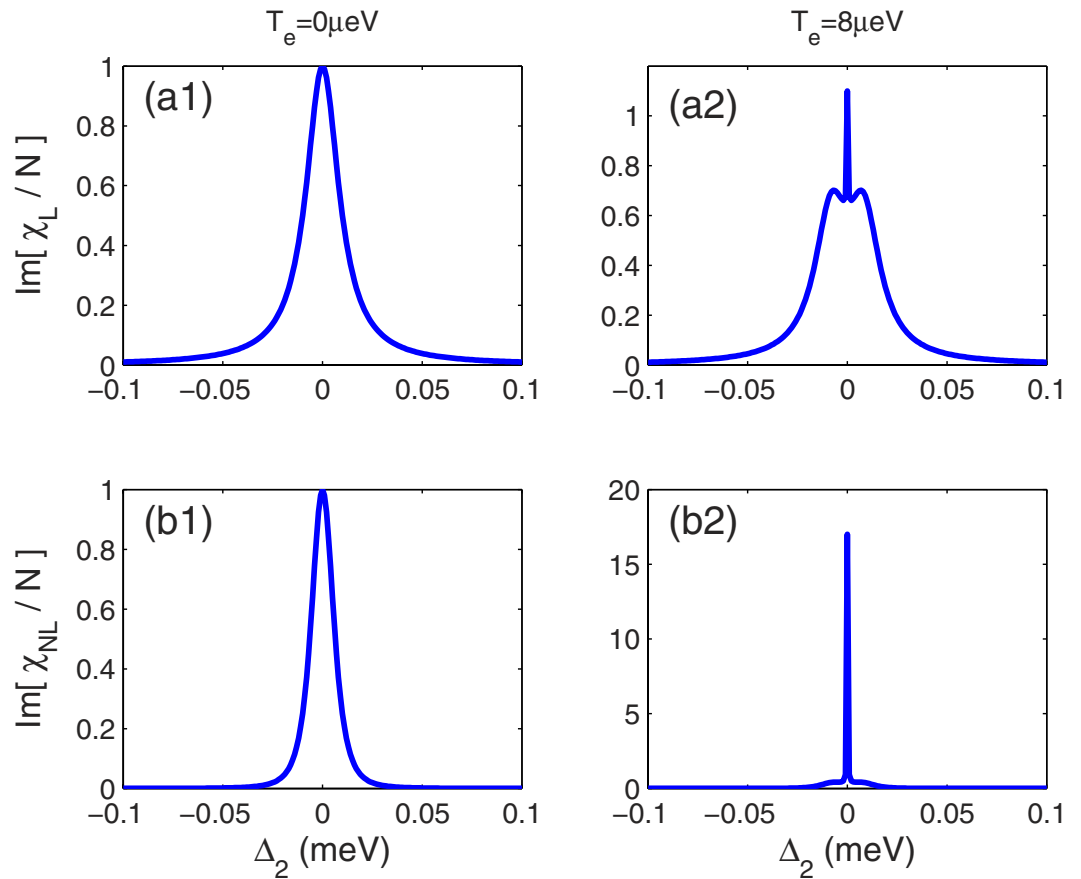
$$\begin{aligned} D_1 &= -T_e^2(\Delta_2 - \Delta_2 + \omega_{23}) + (i\Gamma_4 + \Delta_2 + \omega_{23})(\Delta_2 - \Delta_4 + \omega_{23}) - \Omega_c^2, \\ D_2 &= (\Delta_2 - \Delta_4 + \omega_{23})\{T_e^2 + (\Gamma_2 + i\Delta_2)[\Gamma_4 + i(\Delta_2 + \omega_{23})]\} + (-i\Gamma_2 + \Delta_2)\Omega_c^2, \\ D_3 &= T_e^2(\Delta_2 - \Delta_4 + \omega_{23}) + (\Gamma_2 - i\Delta_2)\{\Gamma_4(\Delta_2 - \Delta_4 + \omega_{23}) \\ &\quad - i[\Delta_2^2 - \Delta_2\Delta_4 + (2\Delta_2 - \Delta_4 + \omega_{23})\omega_{23} - \Omega_c^2]\}, \end{aligned}$$

Where  $\mathcal{N} = 2|\mu_{12}|^2\Gamma_{\text{opt}}/\varepsilon_0\hbar V\Omega_p$ . The optical confinement factor  $\Gamma_{\text{opt}} = \Gamma_g N_{\text{QD}}/N_{\text{sum}}$ <sup>43</sup> describes the fraction of the optical power guided in the QDs, where  $\Gamma_g$  is the ratio of the volume of all QDs and the mode volume,  $N_{\text{QD}}$  denotes the density of the QDs in active region and  $N_{\text{sum}}$  is the total density of the QDs as determined by experimental surface imaging.  $V$  is the effective mode volume of a single QD.

We may refer to realistic parameters for InAs self-assembled QDs<sup>44</sup>. For simplicity, the effective decay rate is assumed to be described by  $\Gamma_2 = \Gamma_4 = \Gamma$  which are about 10 meV. If one takes  $N_{\text{QD}} = 0.6 \times 10^{10} \text{ cm}^{-2}$  and  $N_{\text{sum}} = 2 \times 10^{11} \text{ cm}^{-2}$ , then  $\Gamma_g \approx 0.042$  and  $\Gamma_{\text{opt}} \approx 2.25 \times 10^{-3}$  are estimated following the procedure of ref. 43. In the model provided in ref. 45, a QD is treated as a disk with a diameter of 8 nm and a height of 10 nm; its effective mode volume is  $V = \pi r_{\text{QD}}^2 h_{\text{QD}} \Gamma_g/2 \approx 11 \text{ nm}^{-3}$ .

Here we focus on relative changes in the linear and nonlinear susceptibilities and the mechanism of competition between them, so the dimensionless quantities  $\chi_L/\mathcal{N}$  and  $\chi_{\text{NL}}/\mathcal{N}$  will be used in the following discussion for convenience.

Figure 2 shows the comparison of linear and nonlinear absorptions with and without the resonant tunneling, respectively. When the bias voltage is turned off, the interdot tunneling for two neighboring QDs is weak due to their different sizes and can, therefore, be neglected. There is a Lorentz-like absorption peak at a resonant frequency in both the linear and nonlinear susceptibilities, which means the QDMs behave like a two-level absorption medium (see Fig. 2(a1) and (b1)). When the bias voltage is applied, the individual QD electron levels come



**Figure 2.** Linear absorption (top row) **(a1)** without tunneling  $T_e = 0 \mu\text{eV}$  and **(a2)** with tunneling  $T_e = 8 \mu\text{eV}$ ; nonlinear absorption (bottom row) with **(b1)**  $T_e = 0 \mu\text{eV}$  and **(b2)**  $T_e = 8 \mu\text{eV}$ .  $\Omega_c = 2 \mu\text{eV}$ ,  $\Delta_c = 0 \mu\text{eV}$ , and  $\omega_{23} = 0 \mu\text{eV}$ .

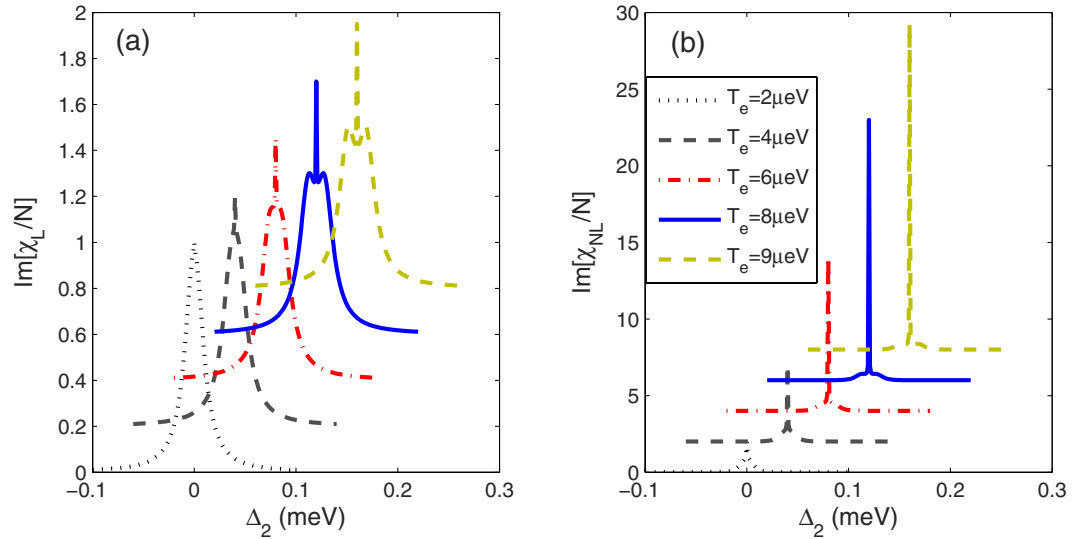
into resonance, and the resonant tunneling arises. The tunneling rate depends strongly on the barrier, which determines the decay rate of the electronic states, and responsible for their occupation. For convenience of calculation, the tunneling is usually scaled by the decay rate of a direct state. We focus on the weak coupling regime<sup>20</sup> and interferences based TIT, so the value of  $T_e$  is relatively small. If one takes  $T_e = 0.8 \mu\text{eV}$ <sup>46,47</sup>, there is an enhancement in linear and nonlinear responses (see Fig. 2(a2) and (b2)). It is interesting that the nonlinear absorption can be enhanced by a factor of nearly 18 under the given condition. The absorption linewidth is also drastically narrowed. The simulated full width at half maximum (FWHM) of  $\text{Im}[\chi_{\text{NL}}/\mathcal{N}]$  with  $T_e = 0$  is approximately 14 meV: larger than the exciton linewidth  $\Gamma \approx 10 \mu\text{eV}$ . When the tunneling arises, the nonlinear absorption peak narrows considerably and its FWHM becomes approximately 1  $\mu\text{eV}$  which is a sublinewidth level.

This can be understood in the dressed-state picture. The interdot tunneling couples the states  $|2\rangle$  and  $|3\rangle$  and leads to a pair of new eigenstates,  $|\pm\rangle = (|2\rangle \pm |3\rangle)/\sqrt{2}$  (see Fig. 1(d)). There are two optical paths with the probe and control transitions,  $|1\rangle \rightleftharpoons |\pm\rangle \rightleftharpoons |4\rangle$ . Constructive interference in absorption between two paths occurs, and the nonlinear absorption builds up substantially. The resonant tunneling induces the inherent coherence of the system, and the inter-path quantum interference leads to enhanced absorption. This phenomenon is referred to as TIA.

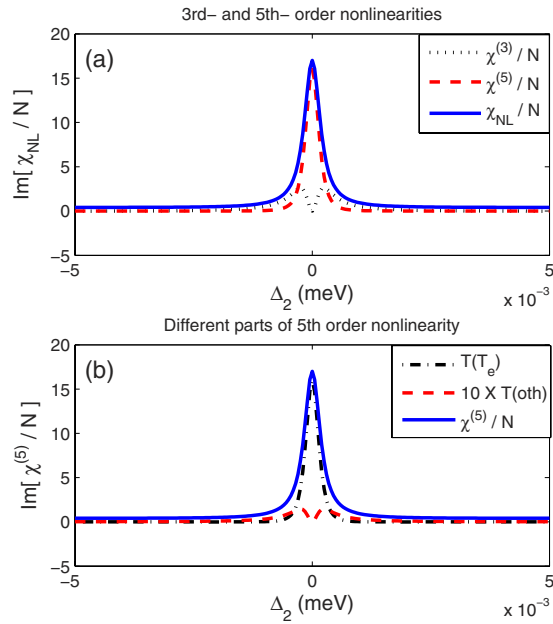
Figure 3 shows changes in the linear  $\text{Im}[\chi_L/\mathcal{N}]$  and nonlinear  $\text{Im}[\chi_{\text{NL}}/\mathcal{N}]$  absorptions with tunneling  $T_e$ . The linear absorption grows slowly as the tunneling increases, while the nonlinear absorption increases rapidly. Since the interdot tunneling occurs in the weak-coupling regime, the constructive interference between the two optical paths plays an import role in the enhanced absorption.

It is instructive to examine the enhanced nonlinear absorption. The nonlinear susceptibility  $\chi_{\text{NL}}/\mathcal{N}$  can be divided into two parts (see Eq. (6)). The first part is related to  $\Omega_c^2$  and belongs to a three-order nonlinear term  $\chi^{(3)}$ ; the other one involves  $\Omega_c^4$  and is a fifth-order nonlinear term  $\chi^{(5)}$ . We compare  $\text{Im}[\chi^{(3)}/\mathcal{N}]$ ,  $\text{Im}[\chi^{(5)}/\mathcal{N}]$  and the total absorption  $\text{Im}[\chi_{\text{NL}}/\mathcal{N}]$  in Fig. 4(a). Figure 4 shows that  $\text{Im}[\chi^{(5)}/\mathcal{N}]$  exhibits strong absorption at the resonance frequency and coincides well with  $\text{Im}[\chi_{\text{NL}}/\mathcal{N}]$ . This means that the fifth-order nonlinear absorption is the primary contributor to the enhanced nonlinear absorption.

We also note the fifth-order nonlinearity contains the tunneling term denoted by  $T(T_e) = T_e^2 \Omega_c^4 / (D_3 |D_3|^2)$  and other terms denoted  $T(\text{oth}) = \chi^{(5)}/\mathcal{N} - T(T_e)$ . The two parts are compared in Fig. 4(b). The tunneling term  $T(T_e)$  dominates the fifth-order nonlinearity, which also originates from tunneling-induced interference. So we



**Figure 3.** (a) Linear  $\text{Im}[\chi_L/\mathcal{N}]$  and (b) nonlinear absorptions  $\text{Im}[\chi_{\text{NL}}/\mathcal{N}]$  change with  $T_e$ . Other parameters as Fig. 2(b2).

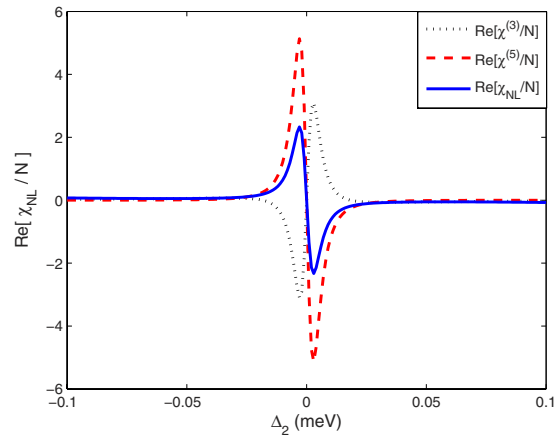


**Figure 4.** Comparison of (a) different nonlinear absorptions and (b) different parts of fifth-order nonlinearity under same conditions of Fig. 2(b2).

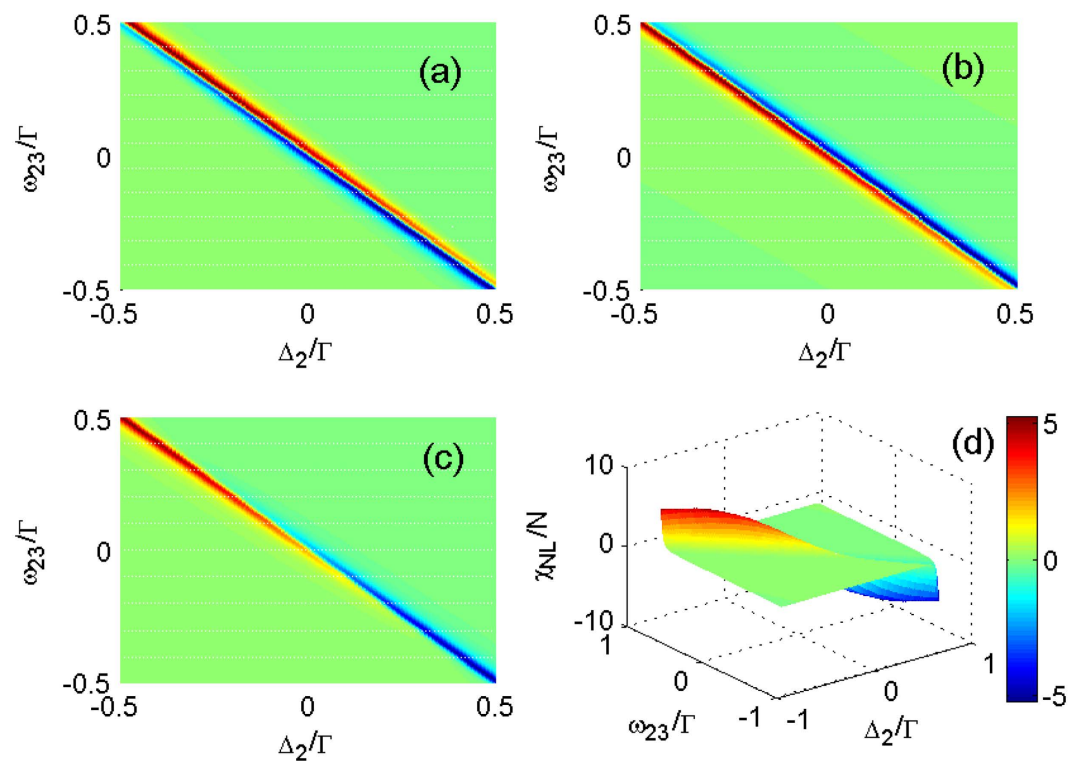
conclude that it is the tunneling that leads to constructive interference for the fifth-order nonlinearity resulting in the enhanced nonlinear absorption.

The above discussion deals mainly with the nonlinear absorption. Next, we turn to properties of nonlinear dispersions. The third-order  $\text{Re}[\chi^{(3)}/\mathcal{N}]$ , fifth-order  $\text{Re}[\chi^{(5)}/\mathcal{N}]$  and total susceptibilities  $\text{Re}[\chi_{\text{NL}}/\mathcal{N}]$  are compared in Fig. 5.  $\text{Re}[\chi^{(3)}/\mathcal{N}]$  shows a normal dispersion at the resonant frequency, while  $\text{Re}[\chi^{(5)}/\mathcal{N}]$  presents a strong anomalous dispersion. The competition between the third- and fifth-order susceptibilities make the total nonlinear susceptibility  $\chi_{\text{NL}}/\mathcal{N}$  exhibit an anomalous dispersion.

Further detailed analyses of  $\text{Re}[\chi^{(3)}/\mathcal{N}]$ ,  $\text{Re}[\chi^{(5)}/\mathcal{N}]$  and  $\text{Re}[\chi_{\text{NL}}/\mathcal{N}]$  show  $\text{Re}[\chi^{(3)}/\mathcal{N}]$  and  $\text{Re}[\chi^{(5)}/\mathcal{N}]$  have opposite responses to changes in the tunneling detuning  $\omega_{23}$  and laser detuning  $\Delta_2$ , as shown in Fig. 6. A red (blue) color represents a positive (negative) value of the real part of the nonlinear susceptibility. First, we consider the case of  $\omega_{23} = 0.5\Gamma$  and  $\Delta_2 = -0.5\Gamma$  (all parameters are scaled by  $\Gamma$  for simplicity). In Fig. 6(a), the region above the diagonal shows a high positive value and dominates  $\text{Re}[\chi^{(3)}/\mathcal{N}]$ , while the region below the diagonal part shows a small negative value. In contrast, in Fig. 6(b), the region above the diagonal indicates that  $\text{Re}[\chi^{(5)}/\mathcal{N}]$  has



**Figure 5.** Comparison of third- and fifth-order nonlinear dispersions with same parameters as Fig. 2(b2).



**Figure 6.** Comparison of the real parts of different nonlinear susceptibilities, (a)  $\text{Re}[\chi^{(3)}/N]$ , (b)  $\text{Re}[\chi^{(5)}/N]$  and (c)  $\text{Re}[\chi_{\text{NL}}/N]$  and the corresponding three dimensional view of the total susceptibility (d).  $\Omega_c = 5\mu\text{eV}$ ,  $T_e = 20\mu\text{eV}$ . All parameters are scaled by  $\Gamma$ .

a small negative value, but the region below the diagonal has a high positive value. Next, when  $\omega_{23}$  decreases from  $0.5\Gamma$  to  $-0.5\Gamma$  and  $\Delta_2$  varies from  $-0.5\Gamma$  to  $0.5\Gamma$ , both  $\text{Re}[\chi^{(3)}/N]$  and  $\text{Re}[\chi^{(5)}/N]$  change greatly: the positive parts decrease in magnitude while the negative parts increase in magnitude. Finally, the competition between  $\text{Re}[\chi^{(3)}/N]$  and  $\text{Re}[\chi^{(5)}/N]$  makes  $\text{Re}[\chi_{\text{NL}}/N]$  change from a positive value to a negative value when  $\omega_{23}$  decreases from  $0.5\Gamma$  to  $-0.5\Gamma$  and  $\Delta_2$  increase from  $-0.5\Gamma$  to  $0.5\Gamma$ , as shown in Fig. 6(c) and (d). The resonant tunneling induces the enhanced third- and fifth-order nonlinearities and their competition results in novel changes in the nonlinear absorption and dispersion.

In summary, we have investigated the nonlinear TIA process in a CQD system. Due to resonant tunneling, the nonlinear absorption increases dramatically. This is because the tunneling induces constructive interference in the nonlinear absorption. The simulated result shows that the nonlinear absorption could be enhanced by at least one order of magnitude. Further examination of the nonlinear susceptibility shows that it contains two parts, the third- and fifth-order terms, and it is the fifth-order nonlinear absorption that leads to the large total absorption. The competition of third- and fifth-order dispersions result in an anomalous dispersion in the

nonlinearity. Our work can aid in the understanding of high-order nonlinear processes and may be useful in designing absorption- and dispersion-engineered devices.

## Methods

All the simulated results were obtained by solving the density matrix equations in steady state with the electric-dipole and the rotating-wave approximation. The analytical expression is obtained by using the Mathematica, and the figures are plotted by using the Matlab.

## References

- Fleischhauer, A., M. Imamoglu & Marangos, J. Electromagnetically induced transparency: Optics in coherent media. *Rev. Mod. Phys.* **77**, 633 (2005).
- Lezama, A., Barreiro, S. & Akulshin, A. Electromagnetically induced absorption. *Phys. Rev. A* **59**, 4732 (1999).
- Wu, Y. & Yang, X. Electromagnetically induced transparency in  $\nu$ -,  $\Lambda$ - and  $\Xi$ -type schemes beyond steady-state analysis. *Phys. Rev. A* **71**, 053806 (2005).
- Tilchin, E., Wilson-Gordon, A. & Firstenberg, O. Effects of thermal motion on electromagnetically induced absorption. *Phys. Rev. A* **83**, 053812 (2011).
- Chou, H. & Evers, J. Dressed-atom multiphoton analysis of anomalous electromagnetically induced absorption. *Phys. Rev. Lett.* **104**, 4482 (2010).
- Noh, H. & Moon, H. Three-photon coherence in a ladder-type atomic system. *Phys. Rev. A* **92**, 013807 (2015).
- Moon, H. & Jeong, T. Three-photon electromagnetically induced absorption in a ladder-type atomic system. *Phys. Rev. A* **89**, 033822 (2014).
- Dimitrijević, J., Arsenović, D. & Jelenković, D. Coherent process in electromagnetically induced absorption a steady and transient study. *New J. Phys.* **13**, 1367 (2011).
- Vafafard, A., Zaakeri, H., Zohravi, L. & Mahmoudi, M. Phase-controlled optical bistability via electromagnetically induced absorption. *J. Opt. Soc. Am. B* **31**, 1981 (2014).
- Whiting, D. *et al.* Electromagnetically induced absorption in a non-degenerate three-level ladder system. *Opt. Lett.* **40**, 4289 (2014).
- Chanu, K. & S. Pandey & Natarajan, V. Conversion between electromagnetically induced transparency and absorption in a three-level lambda system. *Eur. Phys. Lett.* **98**, 44009 (2012).
- Bason, M. & Mohapatra, A. Narrow absorptive resonances in a four-level atomic system. *J. Phys. B* **42**, 075503 (2009).
- Gammon, D. & Steel, D. Optical studies of single quantum dots. *Phys. Today* **55**, 36 (2002).
- Müller, K. *et al.* All optical quantum control of a spin-quantum state and ultrafast transduction into an electric current. *Sci. Rep.* **3**, 1906 (2013).
- Lodahl, P., Mahmoodian, S. & Stobbe, S. Interfacing single photons and single quantum dots with photonic nanostructures. *Rev. Mod. Phys.* **87**, 347 (2015).
- Wang, J., Gong, M., Guo, G. & He, L. Towards scalable entangled photon sources with self-assembled inas-gaas quantum dots. *Phys. Rev. Lett.* **115**, 067401 (2015).
- Müller, K. *et al.* Electrical control of interdot electron tunneling in a double ingaas quantum-dot nanostructure. *Phys. Rev. Lett.* **108**, 197402 (2012).
- Wei, D. *et al.* Tuning inter-dot tunnel coupling of an etched graphene double quantum dot by adjacent metal gates. *Sci. Rep.* **3**, 3175 (2013).
- Guan, C., Xing, Y., Zhang, C. & Ma, Z. Electromagnetically induced transparency of charge pumping in a triple-quantumdots with l-type level structure. *Appl. Phys. Lett.* **102**, 163116 (2013).
- Borges, H., Sanz, L., Villas-Bôas, J., Diniz Neto, O. & Alcalde, A. Tunneling induced transparency and slow light in quantum dot molecules. *Phys. Rev. B* **85**, 115425 (2012).
- Yuan, C. & Zhu, K. Voltage-controlled slow light in asymmetry double quantum dots. *Appl. Phys. Lett.* **89**, 052115 (2006).
- Luo, X. *et al.* Tunneling-induced transparency and autler-townes splitting in a triple quantum dot *arXiv:1506.08680* (2015).
- Li, J., Yu, R., Si, L., Lü, X. & Yang, X. Propagation of a voltage-controlled infrared laser pulse and electro-optic switch in a coupled quantum-dot nanostructure. *J. Phys. B* **42**, 055509 (2009).
- Hamed, H. Storage and retrieval of light pulse propagating in quadruple quantum dot molecules. *J. Opt. Soc. Am. B* **33**, 151 (2016).
- Sun, H. *et al.* Strongly interacting photons in asymmetric quantum well via resonant tunneling. *Opt. Express* **20**, 8485 (2012).
- Sun, H., Fan, S., Zhang, J. & Gong, S. Tunneling-induced high-efficiency four-wave mixing in asymmetric quantum wells. *Phys. Rev. B* **87**, 235310 (2013).
- Tian, S. *et al.* Giant kerr nonlinearity induced by tunneling in triple quantum dot molecules. *J. Opt. Soc. Am. B* **31**, 1436 (2014).
- Vora, P. *et al.* Spin-cavity interactions between a quantum dot molecule and a photonic crystal cavity. *Nat. Commun.* **6**, 7665 (2015).
- Zhang, X. *et al.* Electromagnetically induced absorption in a three-resonator metasurface system. *Sci. Rep.* **5**, 10737 (2015).
- Scheibner, M. *et al.* Two-photon absorption by a quantum dot pair. *Phys. Rev. B* **92**, 081411(R) (2015).
- Lemaitre, A. *et al.* Enhanced phonon-assisted absorption in single inasgaas quantum dots. *Phys. Rev. B* **63**, 161309(R) (2001).
- Qu, K. & Agarwal, G. Phonon-mediated electromagnetically induced absorption in hybrid opto-electromechanical systems. *Phys. Rev. A* **87**, 1987 (2013).
- Villas-Bôas, J., Govorov, A. & Ulloa, S. Coherent control of tunneling in a quantum dot molecule. *Phys. Rev. B* **69**, 125342 (2004).
- Paspalakis, E., Kis, Z., Voutsinas, E. & Terzis, A. Controlled rotation in a double quantum dot structure. *Phys. Rev. B* **69**, 155316 (2004).
- Beirne, G. *et al.* Quantum light emission of two lateral tunnel-coupled (in, ga) as/gaas quantum dots controlled by a tunable static electric field. *Phys. Rev. Lett.* **96**, 137401 (2006).
- Bracker, A. *et al.* Engineering electron and hole tunneling with asymmetric inas quantum dot molecules. *Appl. Phys. Lett.* **89**, 233110 (2006).
- Jennings, C. & Scheibner, M. Entanglement dynamics of molecular exciton states in coupled quantum dots. *Phys. Rev. B* **93**, 115311 (2016).
- Zhou, F. *et al.* Electromagnetically induced grating in asymmetric quantum wells via fano interference. *Opt. Express* **21**, 12249 (2013).
- Borges, H., Alcalde, A. & Ulloa, S. Exchange interaction and tunneling-induced transparency in coupled quantum dots. *Phys. Rev. B* **90**, 205311 (2014).
- Peng, Y., Yang, A., Chen, B., Xu, Y. & Hu, X. Tunneling-induced large fifth-order nonlinearity with competing linear and nonlinear susceptibilities. *J. Opt. Soc. Am. B* **31**, 2188 (2014).
- Peng, Y. *et al.* Enhanced cross-kerr effect for probing tunnelling in coupled quantum dots. *Laser Phys. Lett.* **13**, 025401(2015).
- Boyd, R. *Nonlinear optics*, Singapore, Academic Press (2010).
- Lüdge, K. & Schöll, E. Quantum-dot lasers—desynchronized nonlinear dynamics of electrons and holes. *IEEE J. Quantum Elect.* **45**, 1396 (2009).

44. Kim, J., Chuang, S., Ku, P. & Chang-Hasnain, C. Slow light using semiconductor quantum dots. *J. Phys.: Condens. Matter.* **16**, S3727 (2004).
45. Ku, P., Chang-Hasnain, C. & Chuang, S. Variable semiconductor all-optical buffer. *Electron. Lett.* **38**, 1581 (2002).
46. Stinaff, E. *et al.* Optical signatures of coupled quantum dots. *Science* **311**, 636 (2006).
47. Borges, H., Sanz, L., Villas-Boas, J. & Alcalde, A. Quantum interference and control of the optical response in quantum dot molecules. *Appl. Phys. Lett.* **103**, 222101 (2013).

### Acknowledgements

This work is supported by the National Natural Science Foundation of China (Nos 61675118, 11504207, 11547037), the Shandong Provincial Natural Science Foundation, China (No. ZR2014AQ006), the Project of Shandong Province Higher Educational Science and Technology Program (J13LN16, J15LJ02), the Qingdao Innovative Leading Talent Plan(13-CX-25), and the SDUST Research Fund (2014QJH104).

### Author Contributions

Y.D.P. and A.H.Y. proposed the idea of TIA in a CQD system and simulated the results, Y.X. and P.W. analysis the CQD model and its decoherence mechanism, Y.Y. and H.J.G. simplified the numerical results and analyzed some results. T.Q.R. improved the dressed-state analysis. All the authors discussed the results and contributed to the writing of the manuscript.

### Additional Information

**Competing financial interests:** The authors declare no competing financial interests.

**How to cite this article:** Peng, Y. *et al.* Tunneling induced absorption with competing nonlinearities. *Sci. Rep.* **6**, 38251; doi: 10.1038/srep38251 (2016).

**Publisher's note:** Springer Nature remains neutral with regard to jurisdictional claims in published maps and institutional affiliations.



This work is licensed under a Creative Commons Attribution 4.0 International License. The images or other third party material in this article are included in the article's Creative Commons license, unless indicated otherwise in the credit line; if the material is not included under the Creative Commons license, users will need to obtain permission from the license holder to reproduce the material. To view a copy of this license, visit <http://creativecommons.org/licenses/by/4.0/>

© The Author(s) 2016