

One-Pot Asymmetric Nitro-Mannich/Hydroamination Cascades for the Synthesis of Pyrrolidine Derivatives: Combining Organocatalysis and Gold Catalysis

David M. Barber,^{†,§} Andrej Ďuriš,^{†,§} Amber L. Thompson,[†] Hitesh J. Sangane,[‡] and Darren J. Dixon^{*,†}

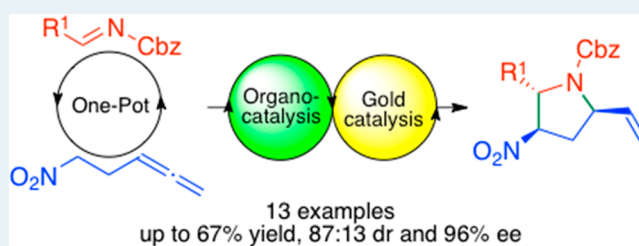
[†]Chemistry Research Laboratory, Department of Chemistry, University of Oxford, Mansfield Road, Oxford OX1 3TA, United Kingdom

[‡]Emerging Innovations, AstraZeneca R&D, Alderley Park, Cheshire SK10 4GT, United Kingdom

Supporting Information

ABSTRACT: The highly enantioselective preparation of trisubstituted pyrrolidine derivatives employing a one-pot nitro-Mannich/hydroamination cascade is reported. This cascade approach utilizes an asymmetric bifunctional organocatalytic nitro-Mannich reaction followed by a gold-catalyzed allene hydroamination reaction. The products are afforded in good yields and excellent diastereo- and enantioselectivities.

KEYWORDS: organocatalysis, gold catalysis, cascade reactions, nitro-Mannich, hydroamination, pyrrolidine



Pyrrolidine heterocycles are prevalent structures found in a myriad of biologically active molecules and natural products (Figure 1).¹ Because of the abundance of the

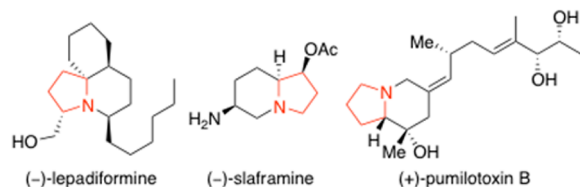


Figure 1. Selection of biologically active natural products containing pyrrolidine motifs.

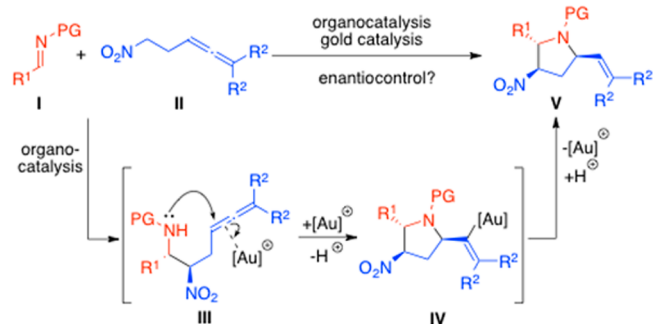
pyrrolidine motif, research into the synthesis of such an important structural unit continues to be an attractive challenge for the reaction designer.²

Recently, cascade reactions have emerged as a powerful tool for the preparation of single and polycyclic systems.³ Cascade reactions are typically resource-efficient and can rapidly build up molecular complexity without the need for isolation of the intermediate compounds. As part of our ongoing research program into cascade reactions using nitro-Mannich⁴ and hydroamination⁵ reactions, we envisaged that a nitro-Mannich/hydroamination cascade⁶ could provide an efficient method to access trisubstituted pyrrolidine derivatives in an enantioselective fashion. Building on our previous diastereoselective pyrrolidine synthesis employing a nitro-Mannich/hydroamination cascade with *N*-*p*-toluenesulfonyl-protected imines,^{6c} we postulated that the effective combination of an imine protecting group and an organocatalyst would allow this cascade reaction to be conducted in an asymmetric fashion, resulting in a new

methodology to produce enantioenriched pyrrolidine heterocycles. Herein, we report our findings.

In our proposed concept (Scheme 1), nitroallene **II** would react with a protected imine **I** using an appropriate organo-

Scheme 1. Concept of an Enantioselective Pyrrolidine Synthesis Using a Nitro-Mannich/Hydroamination Cascade



catalyst.⁷ The resulting enantioenriched β -nitroamine **III** would then be poised to cyclize via a diastereoselective gold-catalyzed *S*-*exo*-*trig* allene hydroamination reaction.⁸ Protodemetalation would then afford the desired enantioenriched pyrrolidine **V** and allow the catalytic cycle to continue.

Our previous investigation^{6c} had utilized *N*-*p*-toluenesulfonyl-protected imines for the nitro-Mannich/hydroamination cascade reaction; however, this protecting group is known to

Received: October 10, 2013

Revised: December 18, 2013

Published: January 6, 2014

give low enantioselectivities in bifunctional organocatalyzed nitro-Mannich reactions,^{4a} making it unsuitable for this study. In addition, *N*-Boc- and *N*-phosphinoyl-protected substrates did not undergo the allene hydroamination reaction in our previous study.^{5c} Therefore, we decided to investigate *N*-Cbz-protected imines as a possible solution to our reactivity and stereoselectivity issues.

Accordingly, we studied the level of enantioinduction obtained in the nitro-Mannich reaction between *N*-Cbz imine **1a** and nitroallene **2** using organocatalysts **A**, **B**, and **C** (Figure 2).⁹ After a concise optimization study (Table 1), we found that

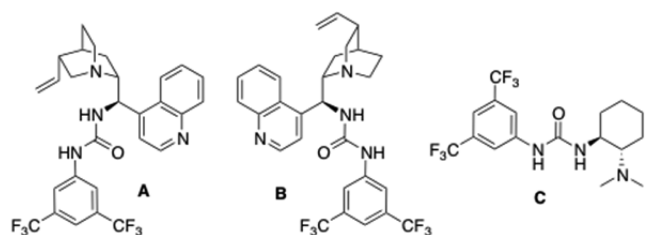
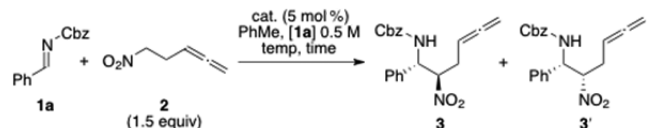


Figure 2. Organocatalysts used in preliminary enantioinduction screen in the nitro-Mannich reaction of *N*-Cbz imine **1a** and nitroallene **2**.

Table 1. Optimization of the Diastereo- and Enantioselectivity in the Organocatalytic Nitro-Mannich Reaction of *N*-Cbz Imine **1a** and Nitroallene **2**



entry ^a	cat.	temp (°C)	time (h)	yield (%) ^b	dr ^c 3:3'	ee (%) ^c 3/3'
1	A	RT	20	59	65:35	55/33 ^d
2	C	RT	15	77	75:25	86/75
3	A	-15	72	57	79:21	51/37 ^d
4	B	-15	72	59	82:18	58/55
5	C	-15	44	77	87:13	91/77

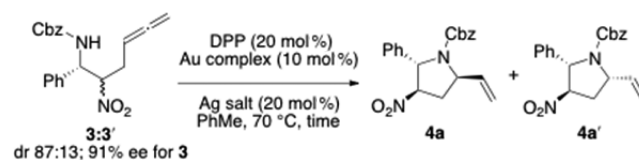
^aAll reactions were conducted on a 0.10 mmol scale. ^bIsolated yield after purification by flash column chromatography. ^cDetermined by HPLC analysis of the purified product. ^dOpposite enantiomers obtained.

with the use of catalyst **C** (5 mol %) at -15 °C, a concentration of 0.5 M resulted in the best diastereo- and enantioselectivity in the formation of β -nitroamine **3** (dr 87:13, 91% ee for the major isomer **3**) as well as the best isolated yield (77%; Table 1, entry 5).

With these results in hand, studies into the hydroamination reaction of the enantioenriched β -nitroamines **3** and **3'** were then conducted (Table 2). Pleasingly, β -nitroamines **3** and **3'** (dr 87:13, 91% ee for the major diastereomer **3**) were successfully cyclized using a catalyst combination of Au(PPh₃)Cl (10 mol %) and AgSbF₆ (20 mol %),¹⁰ affording pyrrolidine **4a** in 61% yield and 81:19 crude dr without erosion of the enantioselectivity observed in β -nitroamine **3** (91% ee; Table 2, entry 1).¹¹ Changing the silver salt to AgOTf or AgNTf₂ gave minor increases in the diastereoselectivity of the hydroamination reaction while maintaining good yields of pyrrolidine **4a** (Table 2, entries 2, 3).

Not only did the employment of AgBF₄ give an improved yield of pyrrolidine **4a** (69%), but also the diastereoselectivity of the crude reaction mixture was improved (dr 89:11; Table 2,

Table 2. Cyclization Optimization of β -Nitroamines **3** and **3'**



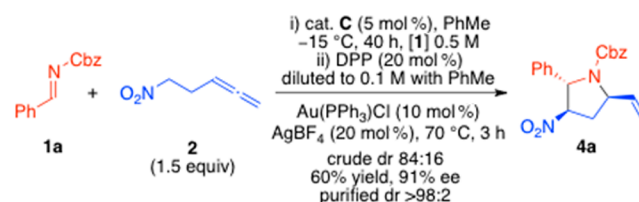
entry ^a	Au complex (10 mol %)	Ag salt (20 mol %)	time (h)	yield (%) ^b	dr ^c 4a:4a'	ee (%) ^d
1	Au(PPh ₃)Cl	AgSbF ₆	2	61	81:19	91
2	Au(PPh ₃)Cl	AgOTf	2	58	83:17	91
3	Au(PPh ₃)Cl	AgNTf ₂	2	65	82:18	91
4	Au(PPh ₃)Cl	AgBF ₄	2	69	89:11	91
5	Au[(PhO) ₃ P]Cl	AgBF ₄	4	54	80:20	91
6	Au(PtBu ₃)Cl	AgBF ₄	3	50	83:17	91

^aAll reactions were conducted on a 0.10 mmol scale. ^bIsolated yield of single diastereomer **3** after purification by flash column chromatography on silica gel. ^cDetermined by ¹H NMR analysis of the crude reaction mixture. ^dDetermined by HPLC analysis of the purified product; ee of the major diastereomer **4a** is shown, ee of the minor diastereomer **4a'** was not determined. DPP = diphenylphosphate

entry 4). Changing the ligand of the gold complex to a phosphite led to a reduced yield of pyrrolidine **4a** and erosion of the diastereoselectivity (Table 2, entry 5).¹²

With both the nitro-Mannich and hydroamination reactions independently optimized, we were confident that combining these two reactions in a sequential cascade procedure would allow for a highly enantioselective pyrrolidine synthesis.¹³ Pleasingly, the sequential procedure was successful, affording pyrrolidine **4a** in 60% yield and 91% ee as a single diastereomer after separation of the minor diastereomer by column chromatography (Scheme 2).¹⁴

Scheme 2. One-Pot Asymmetric Nitro-Mannich/Hydroamination Cascade Reaction to Pyrrolidine **4a**^a

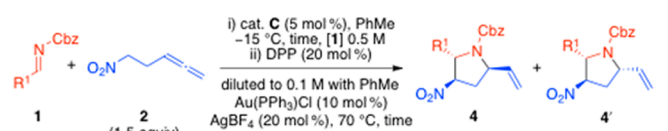


^aDPP = diphenylphosphate.

To examine the scope of the developed reaction cascade, a series of substituted *N*-Cbz imines **1** were subjected to our optimized nitro-Mannich/hydroamination conditions (Table 3). Pleasingly, the cascade reaction was shown to tolerate variations in the substituents present on the aromatic ring of the *N*-Cbz imines. The electron-poor halogen (fluoro, chloro, bromo)-substituted imines all afforded the desired enantioenriched pyrrolidines **4b–4f** in moderate to good yields (36–58%). The diastereoselectivity observed in the crude reaction mixtures were generally good (dr 78:22–85:15), with the major isomer being isolated as a single diastereomer after purification with excellent enantioselectivities in all cases (90–96% ee).

In the preparation of compounds **4c**, **4e**, and **4f**, the minor isomers were also isolated after purification by column chromatography on silica gel with excellent enantioselectivities (93–94% ee). Methoxy-substituted aryl groups were also found to be suitable substrates for the cascade reaction. The *ortho*-

Table 3. Scope of the Enantioselective Nitro-Mannich/Hydroamination Cascade for the Enantioselective Synthesis of Pyrrolidines 4 and 4'



entry ^a (4:4')	R ¹	(i) time (h)	(ii) time (h)	crude dr ^b 4:4'	yield (%) ^c	dr ^d 4:4'	ee (%) ^e
1 (a)	Ph	40	3	84:16	60	92:8	90
2 (b)	<i>o</i> -ClC ₆ H ₄	48	3	85:15	52	>98:2	90
3 ^f (c)	<i>p</i> -ClC ₆ H ₄	24	2	79:21	36	>98:2	93
4 (d)	<i>m</i> -FC ₆ H ₄	48	4	78:22	58	>98:2	95
5 ^f (e)	<i>p</i> -FC ₆ H ₄	40	2	84:16	50	>98:2	94
6 ^f (f)	<i>m</i> -BrC ₆ H ₄	40	3	84:16	54	>98:2	96
7 (g)	<i>o</i> -MeC ₆ H ₄	40	2	82:18	66	>98:2	91
8 ^f (h)	<i>p</i> -MeC ₆ H ₄	40	3	81:19	53	>98:2	91
9 (i)	<i>o</i> -MeOC ₆ H ₄	54	3	76:24	39	>98:2	85
10 ^f (j)	<i>m</i> -MeOC ₆ H ₄	40	2	84:16	64	>98:2	92
11 (k)	<i>m,p</i> -(MeO) ₂ C ₆ H ₃	40	2	85:15 ^g	67	93:7 ^h	92
12 ^f (l)	<i>m,p</i> -(OCH ₂ O)C ₆ H ₃	40	2	86:14	67	96:4	91
13 (m)	2-thienyl	48	14	87:13	32	88:12	85

^aAll reactions were conducted on a 0.20 mmol scale. ^bDetermined by ¹H NMR analysis of the crude reaction mixture. ^cYield after purification by flash column chromatography on silica gel. ^dDetermined by ¹H NMR analysis of the purified product; dr >98:2 minor isomer 4' was not visible by ¹H NMR analysis. ^eDetermined by HPLC analysis of the purified product. ^fMinor diastereomer 4' isolated in this example; see the Supporting Information for details. ^gApproximately 8% of a third diastereomer of unknown configuration was visible in the crude ¹H NMR spectrum. ^hThe minor diastereomer refers to that of unknown configuration; see footnote g. DPP = Diphenylphosphate.

methoxy-substituted aryl pyrrolidine **4i** did suffer from a diminished yield and enantioenrichment (39% yield, 85% ee), but all of the other pyrrolidines bearing methoxy groups were afforded with good yields (64–67%) and enantioselectivities (91–92% ee). The minor diastereomers **4j'** and **4l'** were also isolated from these reactions. The electron-rich 2-thienyl-substituted pyrrolidine **4m** was pleasingly furnished by the cascade reaction, although it was obtained in only 32% yield and 85% ee.

To prove the absolute configuration of the prepared pyrrolidines **4**, we obtained a single crystal of pyrrolidine **4k** for X-ray diffraction analysis by crystallization from CH₂Cl₂. The X-ray diffraction data showed that pyrrolidine **4k** contained a 2*S*,3*R*,5*R* configuration (Figure 3).¹⁵ All other major pyrrolidine diastereomers of **4** were assigned by analogy.

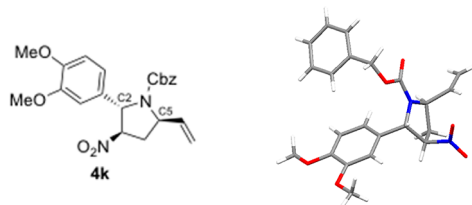


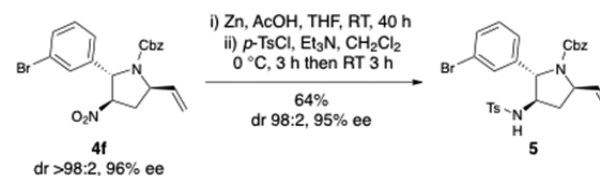
Figure 3. X-ray crystal structure representation of pyrrolidine **4k**.

The relative configuration of the minor pyrrolidines **4'** was determined using NOESY analysis of pyrrolidine **4h'**.¹⁶ In this experiment, the *cis* relationship of the protons at the C2 and C5 positions was confirmed (see the Supporting Information for details). All other minor pyrrolidine diastereomers of **4'** were assigned by analogy.

To demonstrate that the enantioenrichment of the synthesized products was retained in subsequent reactions, pyrrolidine **4f** was transformed into the sulfonamide-containing

pyrrolidine **5** using a two-step procedure (Scheme 3). First, reduction of the nitro group using zinc powder and acetic acid

Scheme 3. Nitro Group Reduction of Pyrrolidine **4f**



in THF at RT proceeded smoothly to furnish the primary amine, which was then reacted with *p*-TsCl in the presence of Et₃N to afford pyrrolidine **5** in excellent enantioselectivity (dr 98:2, 95% ee).

In summary, we have developed an enantioselective synthesis of substituted pyrrolidines using a nitro-Mannich/hydroamination cascade methodology. The combination of bifunctional organocatalysis and gold catalysis used in conjunction with *N*-Cbz imines afforded pyrrolidines **4** in moderate to good yields (32–67%) with excellent enantioselectivities (85–96% ee). This methodology will allow new, highly substituted pyrrolidine-based architectures to be prepared for library generation and target synthesis.

■ ASSOCIATED CONTENT

Supporting Information

Experimental procedures and characterization data. This material is available free of charge via the Internet at <http://pubs.acs.org>.

■ AUTHOR INFORMATION

Corresponding Author

*E-mail: darren.dixon@chem.ox.ac.uk

Author Contributions

[§]These authors contributed equally to this work.

Notes

The authors declare no competing financial interest.

ACKNOWLEDGMENTS

We gratefully acknowledge the EPSRC (studentship to D.M.B., Leadership Fellowship to D.J.D.) and AstraZeneca (studentship to D.M.B.).

REFERENCES

- (1) (a) Fattorusso, E.; Tagliatalata-Scafati, O. *Modern Alkaloids: Structure, Isolation, Synthesis, Biology*; Wiley-VCH: Weinheim, 2007. (b) Michael, J. P. *Nat. Prod. Rep.* **2008**, *25*, 139–165.
- (2) For reviews of synthetic approaches to pyrrolidine heterocycles, see: (a) Royer, J.; Bonin, M.; Micouin, L. *Chem. Rev.* **2004**, *104*, 2311–2352. (b) Nakamura, I.; Yamamoto, Y. *Chem. Rev.* **2004**, *104*, 2127–2198. (c) Pandey, G.; Banerjee, P.; Gadre, S. R. *Chem. Rev.* **2006**, *106*, 4484–4517. For recent examples of synthetic approaches to pyrrolidine heterocycles, see: (d) Gärtner, M.; Weihofen, R.; Helmchen, G. *Chem.—Eur. J.* **2011**, *17*, 7605–7622. (e) Kumar, I.; Mir, N. A.; Gupta, V. K.; Rajnikant. *Chem. Commun.* **2012**, *48*, 6975–6977. (f) Cheng, T.; Meng, S.; Huang, Y. *Org. Lett.* **2013**, *15*, 1958–1961. (g) Jean, A.; Blanchet, J.; Rouden, J.; Maddaluno, J.; De Paolis, M. *Chem. Commun.* **2013**, *49*, 1651–1653. (h) Trost, B. M.; Lam, T. M.; Herbage, M. A. *J. Am. Chem. Soc.* **2013**, *135*, 2459–2461. (i) Belmessieri, D.; Cordes, D. B.; Slawin, A. M. Z.; Smith, A. D. *Org. Lett.* **2013**, *15*, 3472–3475.
- (3) (a) Nicolaou, K. C.; Chen, J. S. *Chem. Soc. Rev.* **2009**, *38*, 2993–3009. (b) Grondal, C.; Jeanty, M.; Enders, D. *Nat. Chem.* **2010**, *2*, 167–178.
- (4) For an excellent review of the nitro-Mannich reaction, see: (a) Noble, A.; Anderson, J. C. *Chem. Rev.* **2013**, *113*, 2887–2939. For selected examples of cascade reactions involving nitro-Mannich reactions, see: (b) Jakubec, P.; Helliwell, M.; Dixon, D. J. *Org. Lett.* **2008**, *10*, 4267–4270. (c) Pelletier, S. M.-C.; Ray, P. C.; Dixon, D. J. *Org. Lett.* **2009**, *11*, 4512–4515. (d) Pelletier, S. M.-C.; Ray, P. C.; Dixon, D. J. *Org. Lett.* **2011**, *13*, 6406–6409. (e) Anderson, J. C.; Stepney, G. J.; Mills, M. R.; Horsfall, L. R.; Blake, A. J.; Lewis, W. J. *Org. Chem.* **2011**, *76*, 1961–1971. (f) Jakubec, P.; Cockfield, D. M.; Helliwell, M.; Raftery, J.; Dixon, D. J. *Beilstein J. Org. Chem.* **2012**, *8*, 567–578. (g) Anderson, J. C.; Horsfall, L. R.; Kalogirou, A. S.; Mills, M. R.; Stepney, G. J.; Tizzard, G. J. *J. Org. Chem.* **2012**, *77*, 6186–6198.
- (5) For reviews of hydroamination reactions, see: (a) Aillaud, I.; Collin, J.; Hannedouche, J.; Schulz, E. *Dalton Trans.* **2007**, 5105–5118. (b) Hartwig, J. F. *Nature* **2008**, *455*, 314–322. (c) Zeng, X. *Chem. Rev.* **2013**, *113*, 6864–6900. For selected examples of cascade reactions involving hydroamination reactions, see: (d) Wang, H.-F.; Yang, T.; Xu, P.-F.; Dixon, D. J. *Chem. Commun.* **2009**, 3916–3918. (e) Patil, N. T.; Mutyal, A. K.; Lakshmi, P. G. V. V.; Gajula, B.; Sridhar, B.; Pottireddygar, G. R.; Rao, T. P. *J. Org. Chem.* **2010**, *75*, 5963–5975. (f) Gregory, A. W.; Jakubec, P.; Turner, P.; Dixon, D. J. *Org. Lett.* **2013**, *15*, 4330–4333.
- (6) (a) Barber, D. M.; Sanganee, H.; Dixon, D. J. *Chem. Commun.* **2011**, 4379–4381. (b) Barber, D. M.; Sanganee, H. J.; Dixon, D. J. *Org. Lett.* **2012**, *14*, 5290–5293. (c) Đuriš, A.; Barber, D. M.; Sanganee, H. J.; Dixon, D. J. *Chem. Commun.* **2013**, *49*, 2777–2779.
- (7) For selected reviews of organocatalysis, see: (a) Doyle, A. G.; Jacobsen, E. N. *Chem. Rev.* **2007**, *107*, 5713–5743. (b) Dondoni, A.; Massi, A. *Angew. Chem., Int. Ed.* **2008**, *47*, 4638–4660. (c) Melchiorre, P.; Marigo, M.; Carlone, A.; Bartoli, G. *Angew. Chem., Int. Ed.* **2008**, *47*, 6138–6171. (d) Giacalone, F.; Gruttadauria, M.; Agrigento, P.; Noto, R. *Chem. Soc. Rev.* **2012**, *41*, 2406–2447. For selected examples of organocatalysed nitro-Mannich reactions, see: (e) Nugent, B. M.; Yoder, R. A.; Johnston, J. N. *J. Am. Chem. Soc.* **2004**, *126*, 3418–3419. (f) Wang, C.-J.; Dong, X.-Q.; Zhang, Z.-H.; Xue, Z.-Y.; Teng, H.-L. *J. Am. Chem. Soc.* **2008**, *130*, 8606–8607. (g) Rueping, M.; Antonchick, A. P. *Org. Lett.* **2008**, *10*, 1731–1734. (h) Núñez, M. G.; Farley, A. J. M.; Dixon, D. J. *J. Am. Chem. Soc.* **2013**, *135*, 16348–16351.
- (8) For selected reviews of gold catalysis, see: (a) Shapiro, N.; Toste, F. D. *Synlett* **2010**, 675–691. (b) Corma, A.; Leyva-Pérez, A.; Sabater, M. J. *Chem. Rev.* **2011**, *111*, 1657–1712. (c) Krause, N.; Winter, C. *Chem. Rev.* **2011**, *111*, 1994–2009. (d) Rudolph, M.; Hashmi, A. S. K. *Chem. Soc. Rev.* **2012**, *41*, 2448–2462. For selected examples of gold-catalyzed allene hydroamination reactions, see: (e) Patil, N. T.; Lutete, L. M.; Nishina, N.; Yamamoto, Y. *Tetrahedron Lett.* **2006**, *47*, 4749–4751. (f) LaLonde, R. L.; Sherry, B. D.; Kang, E. J.; Toste, F. D. *J. Am. Chem. Soc.* **2007**, *129*, 2452–2453. (g) Kinder, R. E.; Zhang, Z.; Widenhoefer, R. A. *Org. Lett.* **2008**, *10*, 3157–3159. (h) Butler, K. L.; Tragni, M.; Widenhoefer, R. A. *Angew. Chem., Int. Ed.* **2012**, *51*, 5175–5178. (i) Higginbotham, M. C. M.; Bebbington, M. W. P. *Chem. Commun.* **2012**, *48*, 7565–7567. (j) Pflästerer, D.; Dolbundalchok, P.; Rafique, S.; Rudolph, M.; Rominger, F.; Hashmi, A. S. K. *Adv. Synth. Catal.* **2013**, *355*, 1383–1393.
- (9) For seminal work using cinchonine and cinchonidine-derived bifunctional organocatalysts, see: (a) McCooney, S. H.; Connon, S. J. *Angew. Chem., Int. Ed.* **2005**, *44*, 6367–6370. (b) Vakulya, B.; Varga, S.; Csámpai, A.; Soós, T. *Org. Lett.* **2005**, *7*, 1967–1969. (c) Ye, J.; Dixon, D. J.; Hynes, P. S. *Chem. Commun.* **2005**, 4481–4483. (d) Li, B.; Jiang, L.; Liu, M.; Chen, Y.; Ding, L.; Wu, Y. *Synlett* **2005**, 603–606. For seminal work using Takemoto's catalyst, including enantioselective nitro-Mannich reactions, see: (e) Okino, T.; Hoashi, Y.; Takemoto, Y. *J. Am. Chem. Soc.* **2003**, *125*, 12672–12673. (f) Okino, T.; Nakamura, S.; Furukawa, T.; Takemoto, Y. *Org. Lett.* **2004**, *6*, 625–627. (g) Xu, X.; Furukawa, T.; Okino, T.; Miyabe, H.; Takemoto, Y. *Chem.—Eur. J.* **2006**, *12*, 466–476.
- (10) Control experiments conducted using 10 mol % of both gold and silver salts resulted in lower isolated yields of pyrrolidine **4a**. Similar observations on the “silver effect” in gold catalysis have been previously reported; see: Wang, D.; Cai, R.; Sharma, S.; Jirak, J.; Thummanapelli, S. K.; Akhmedov, N. G.; Zhang, H.; Liu, X.; Petersen, J. L.; Shi, X. *J. Am. Chem. Soc.* **2012**, *134*, 9012.
- (11) Additional control experiments confirmed that neither DPP nor a range of silver salts could individually catalyze the hydroamination reaction.
- (12) Hashmi, A. S. K.; Häffner, T.; Yang, W.; Pankajakshan, S.; Schäfer, S.; Schultes, L.; Rominger, F.; Frey, W. *Chem.—Eur. J.* **2012**, *18*, 10480–10486.
- (13) For reviews of multicatalyst one-pot reactions, see: (a) Zhou, J. *Chem.—Asian J.* **2010**, *5*, 422–434. (b) Hashmi, A. S. K.; Hubbert, C. *Angew. Chem., Int. Ed.* **2010**, *49*, 1010–1012. (c) Patil, N. T.; Shinde, V. S.; Gajula, B. *Org. Biomol. Chem.* **2012**, *10*, 211–224. (d) Loh, C. C. J.; Enders, D. *Chem.—Eur. J.* **2012**, *18*, 10212–10225. (e) Du, Z.; Shao, Z. *Chem. Soc. Rev.* **2013**, *42*, 1337–1378.
- (14) For selected examples of one-pot reactions using organocatalysis and gold catalysis combined with an acid additive, see: (a) Belot, S.; Vogt, K. A.; Besnard, C.; Krause, N.; Alexakis, A. *Angew. Chem., Int. Ed.* **2009**, *48*, 8923–8926. (b) Jensen, K. L.; Franke, P. T.; Arróniz, C.; Kobbelgaard, S.; Jørgensen, K. A. *Chem.—Eur. J.* **2010**, *16*, 1750–1753. (c) Monge, D.; Jensen, K. L.; Franke, P. T.; Lykke, L.; Jørgensen, K. A. *Chem.—Eur. J.* **2010**, *16*, 9478–9484. (d) Loh, C. C. J.; Badorrek, J.; Raabe, G.; Enders, D. *Chem.—Eur. J.* **2011**, *17*, 13409–13414.
- (15) Single-crystal X-ray diffraction data were collected at 150 K with an Oxford Diffraction SuperNova diffractometer and processed with CrysAlisPro as per the Supporting Information (CIF). The structure was solved with SIR92¹⁷ and refined with CRYSTALS,¹⁸ including the Flack χ parameter,¹⁹ which refined to 0.04(11). Full crystallographic data (in CIF format) are available as Supporting Information and have been deposited with the Cambridge Crystallographic Data Centre (reference code 975402).
- (16) The configuration of **4h'** at the C2-C3 positions was assigned as *trans* because the proton in the C2 position showed such a small coupling constant with the proton in the C3 position (³J_{HH} ≈ 90°); see: (a) Karplus, M. *J. Am. Chem. Soc.* **1963**, *85*, 2870–2871. (b) Minch, M. J. *Concepts Magn. Reson.* **1994**, *6*, 41–56.

(17) Altomare, A.; Cascarano, G.; Giacobazzo, C.; Guagliardi, A.; Burla, M. C.; Polidori, G.; Camalli, M. *J. Appl. Crystallogr.* **1994**, *27*, 435–436.

(18) (a) Betteridge, P. W.; Carruthers, J. R.; Cooper, R. I.; Prout, K.; Watkin, D. J. *J. Appl. Crystallogr.* **2003**, *36*, 1487. (b) Cooper, R. I.; Thompson, A. L.; Watkin, D. J. *J. Appl. Crystallogr.* **2010**, *43*, 1100–1107.

(19) (a) Flack, H. D. *Acta Crystallogr.* **1983**, *A39*, 876–881. (b) Flack, H. D.; Bernardinelli, G. *J. Appl. Crystallogr.* **2000**, *33*, 1143–1148. (c) Thompson, A. L.; Watkin, D. J. *Tetrahedron: Asymmetry* **2009**, *20*, 712–717. (d) Thompson, A. L.; Watkin, D. J. *J. Appl. Crystallogr.* **2011**, *44*, 1017–1022.