



# Synthesis of pyrrolidinedione-fused hexahydropyrrolo[2,1-*a*]isoquinolines via three-component [3 + 2] cycloaddition followed by one-pot *N*-allylation and intramolecular Heck reactions

Xiaoming Ma<sup>\*1</sup>, Suzhi Meng<sup>1</sup>, Xiaofeng Zhang<sup>2,3</sup>, Qiang Zhang<sup>4</sup>, Shenghu Yan<sup>1</sup>, Yue Zhang<sup>1</sup> and Wei Zhang<sup>\*2</sup>

## Full Research Paper

[Open Access](#)

### Address:

<sup>1</sup>School of Pharmaceutical Engineering and Life Science, Changzhou University, Changzhou 213164, China, <sup>2</sup>Center for Green Chemistry and Department of Chemistry, University of Massachusetts Boston, 100 Morrissey Boulevard, Boston, MA 02125, USA, <sup>3</sup>Department of Cancer Biology, Dana-Farber Cancer Institute, Department of Medicine, Harvard Medical School, Boston, MA 02215, USA and <sup>4</sup>School of Chemistry, Biology and Materials Engineering, Suzhou University of Science and Technology, Suzhou 215009, China

### Email:

Xiaoming Ma<sup>\*</sup> - mxm.wuxi@cczu.edu.cn; Wei Zhang<sup>\*</sup> - wei2.zhang@umb.edu

<sup>\*</sup> Corresponding author

### Keywords:

[3 + 2] cycloaddition; Heck reaction; hexahydropyrrolo[2,1-*a*]isoquinoline; one-pot reactions

*Beilstein J. Org. Chem.* **2020**, *16*, 1225–1233.

doi:10.3762/bjoc.16.106

Received: 15 March 2020

Accepted: 26 May 2020

Published: 04 June 2020

This article is part of the thematic issue "Green chemistry II".

Guest Editor: L. Vaccaro

© 2020 Ma et al.; licensee Beilstein-Institut.

License and terms: see end of document.

## Abstract

Two kinds of [3 + 2] cycloaddition intermediates generated from the three-component reactions of 2-bromobenzaldehydes and maleimides with amino esters or amino acids were used for a one-pot *N*-allylation and intramolecular Heck reactions to form pyrrolidinedione-fused hexahydropyrrolo[2,1-*a*]isoquinolines. The multicomponent reaction was combined with one-pot reactions to make a synthetic method with good pot, atom and step economy. MeCN was used as a preferable green solvent for the reactions.

## Introduction

Pyrrolo[2,1-*a*]isoquinoline and hexahydropyrrolo[2,1-*a*]isoquinoline are privileged heterocyclic rings existing in many natural products and synthetic compounds possessing antitumor, antibacterial, antiviral, antioxidizing, and other bio-

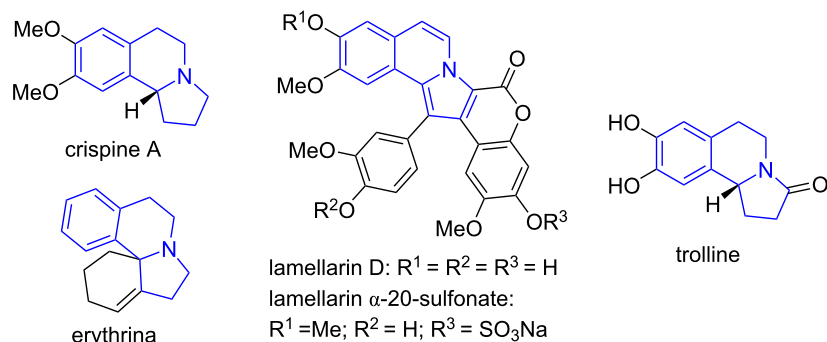
logical activities (Figure 1) [1,2]. For example, the alkaloid crispine A isolated from *Carduus crispus L* has antitumor activity [3]. Erythrina alkaloids have curare-like neuromuscular blocking activities [4], and also antioxidant activity against

DPPH free radicals [5]. Lamellarins isolated from marine invertebrates [6] are inhibitors for HIV-1 integrase and also have immuno modulatory activity [7,8]. Trolline has inhibitory activity against Gram-negative and Gram-positive bacteria [9], also as free radical scavenger in rat brain [10]. Organic chemists have been continuously interested in the development of methods for the synthesis of pyrrolo[2,1-*a*]isoquinolines and related ring systems [11–15], while medicinal chemists have also been interested in making related compounds for biological screening and drug development [16,17].

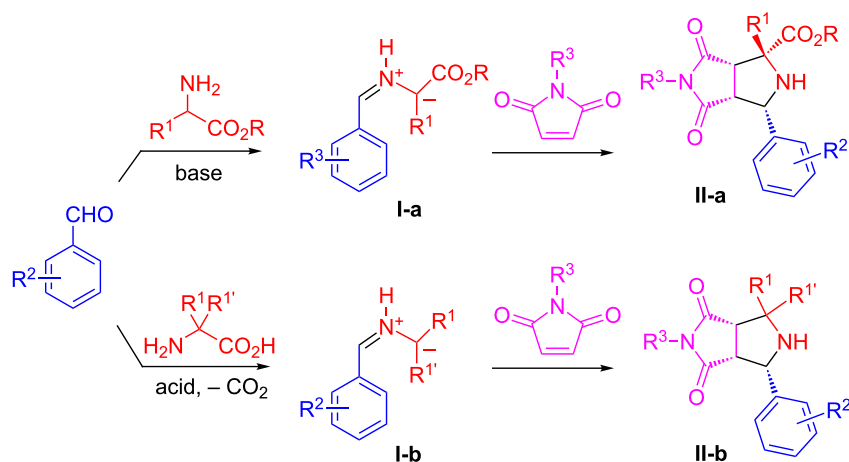
Multicomponent reactions (MCRs) have been developed as highly efficient tools for assembling heterocyclic scaffolds related to natural products [18–20]. Among the well-established MCRs, three-component 1,3-dipolar cycloadditions of benzaldehydes, maleimides, and amino esters have been developed for making *N*-containing 5-membered heterocycles (Scheme 1) [21,22]. The [3 + 2] cycloadditions of maleimides

with stabilized azomethine ylides **I-a** generated from the condensation of aldehydes and amino esters for making pyrrolidines **II-a** have been well-reported [23–26], while the [3 + 2] cycloaddition of the less stable azomethine ylides **I-b** generated from the reaction of aldehydes and amino acids for pyrrolidines **II-b** was less explored [27–29].

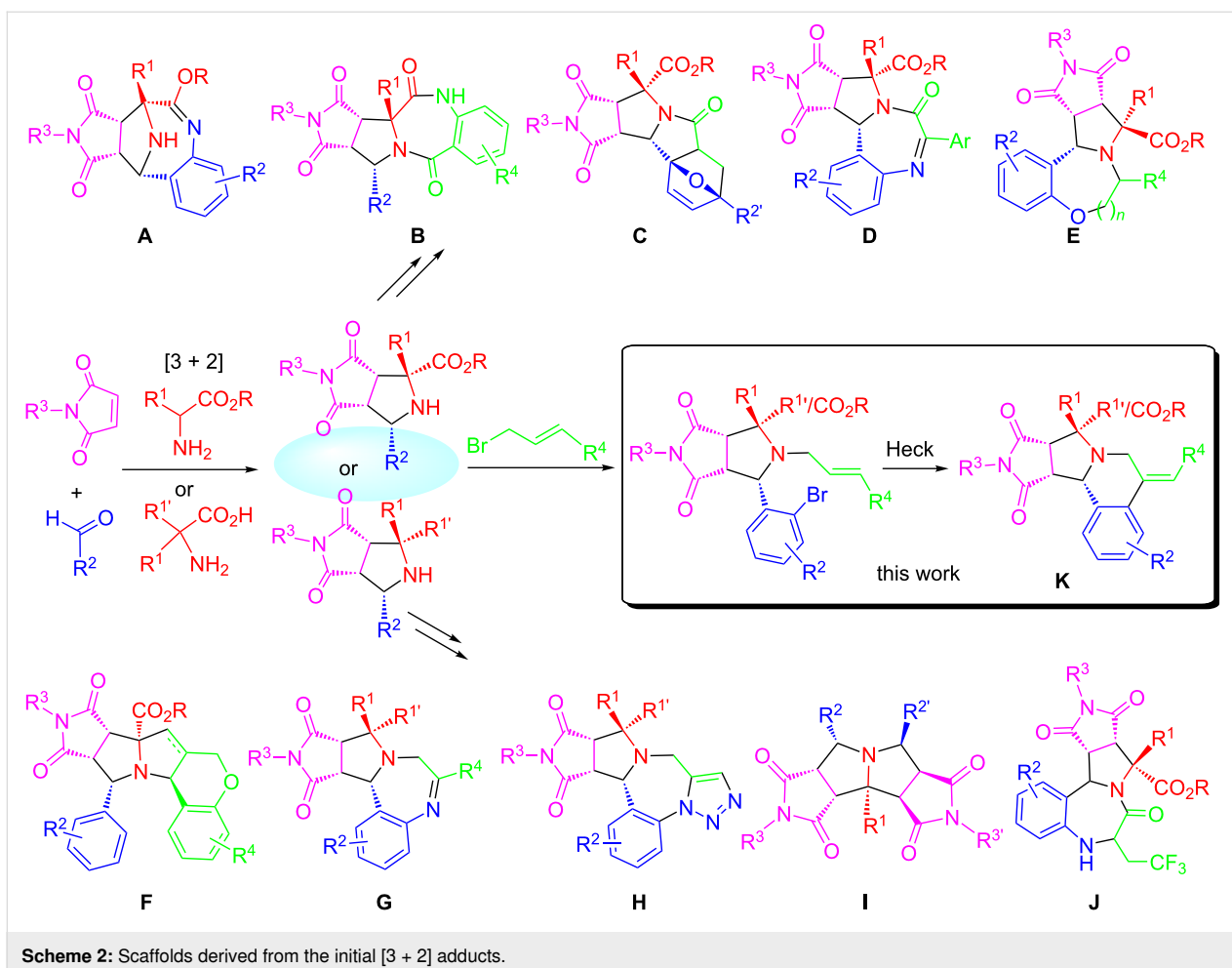
In recent years, our lab has reported a series of 1,3-dipolar cycloaddition-initiated methods for the synthesis of diverse heterocycles **A–J** bearing fused polycyclic rings such as tetrahydroepiminobenzo[*b*]azocines, tetrahydropyrrolobenzodiazepinones, triazolobenzodiazepines and tetrahydrochromeno[3,4-*b*]pyrrolizine (Scheme 2) [30–39]. Many of these scaffolds were synthesized through the combination of MCR and one-pot synthesis. A literature search indicated that a [3 + 2] cycloaddition-initiated method has also been used for the synthesis of hexahydropyrrolo[2,1-*a*]isoquinolines by employing stable 1,3-dipolar compounds generated from amino



**Figure 1:** Bioactive pyrrolo[2,1-*a*]isoquinolines and hexahydropyrrolo[2,1-*a*]isoquinolines.



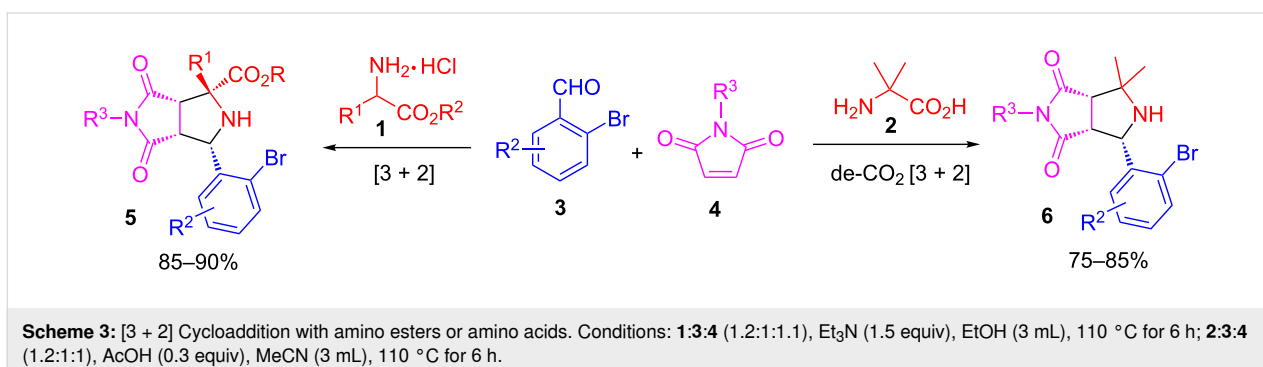
**Scheme 1:** [3 + 2] Cycloaddition with amino esters or amino acids.



esters [15,40] or isoquinolines [41–49]. We like to report in this paper our effort on the synthesis of pyrrolidinedione-fused hexahydropyrrolo[2,1-*a*]isoquinolines via sequential 1,3-dipolar cycloaddition, *N*-allylation, and intramolecular Heck cyclization reactions [50–54] (Scheme 2, **K**). Both stabilized and non-stabilized azomethine ylides could be used for the initial [3 + 2] cycloaddition. A multicomponent reaction was combined with one-pot reactions to make it a green synthetic method with pot, atom and step economy (PASE) [55,56].

## Results and Discussion

Following the reported procedures for amino ester- and amino acid-based [3 + 2] cycloaddition reactions, pyrrolidine adducts **5** and **6** were synthesized by a three-component reaction of **1** or **2** with 2-bromobenzaldehydes **3** and maleimides **4** (Scheme 3) [30,37]. The cycloaddition reactions were diastereoselective (>20:1 dr for adducts **5** and >6:1 dr for adducts **6**). The major diastereomers of **5** and **6** were isolated for following *N*-allylation and intramolecular Heck reactions.

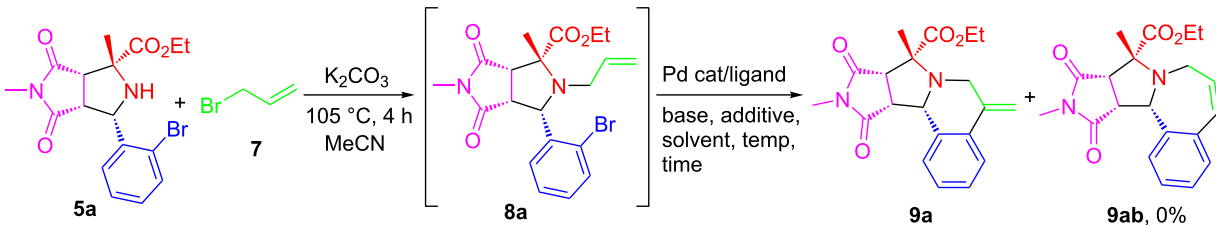


Adduct **5a** generated from [3 + 2] cycloaddition was used as a model compound to develop the reaction conditions for the one-pot *N*-allylation and intramolecular Heck reactions (Table 1). *N*-Allylation of **5a** with 3-bromopropene (**7**) for **8a** was accomplished by heating the reaction mixtures in MeCN at 105 °C for 4 h. After evaporating unreacted 3-bromopropene (**7**) from the reaction mixture, crude product **8a** was used for developing the intramolecular Heck reaction by screening Pd(II) catalysts, ligands, bases, additives, solvents, temperatures and reaction time (Table 1). The initial intramolecular Heck reactions were carried out using 10 mol % of Pd(OAc)<sub>2</sub> or 10 mol % of PdCl<sub>2</sub> with 20 mol % of PPh<sub>3</sub> as a ligand and 2 equiv of K<sub>2</sub>CO<sub>3</sub> in MeCN at 80 °C for 10 h without additive to give 6-*exo*-cyclized product **9a** in 32% and 18% yields, respectively (Table 1, entries 1 and 2). Addition of NaOAc increased the yield of **9a** to 71% (Table 1, entry 3). Other attempts to improve the Heck reaction using different ligands, such as P(*o*-tol)<sub>3</sub>, PCy<sub>3</sub> and dpmm, were not successful (Table 1, entries 4–6). The reaction at 105 °C in MeCN gave **9a** in 78% yield (Table 1, entry 7), while at 120 °C in DMF gave **9a** in 77% yield (Table 1, entry 11). Reducing the amount of Pd(OAc)<sub>2</sub> to 5 mol % or the reac-

tion temperature to 40 °C gave lower product yields (Table 1, entries 8 and 10). Double the amount of Pd(OAc)<sub>2</sub> to 20 mol% gave **9a** in 79% yield, just 1% increase than that of using 10 mol % of catalyst (Table 1, entry 9). Besides K<sub>2</sub>CO<sub>3</sub>, other bases including Na<sub>2</sub>CO<sub>3</sub>, Cs<sub>2</sub>CO<sub>3</sub> and Et<sub>3</sub>N were also used for the Heck reaction, but none of them improved the product yield (Table 1, entries 12–14). A base-free control reaction gave **9a** in 10% yield (Table 1, entry 15). Thus, the optimized conditions for the Heck reaction was to use 10 mol % of Pd(OAc)<sub>2</sub>, 20 mol % of PPh<sub>3</sub>, 2 equiv of K<sub>2</sub>CO<sub>3</sub> and 1 equiv of NaOAc in 3 mL of MeCN at 105 °C for 3 h which give **9a** in 78% yield (Table 1, entry 7). It is worth noting that there was no **9ab** observed as a byproduct because 6-*exo* cyclization is more favorable [50,51].

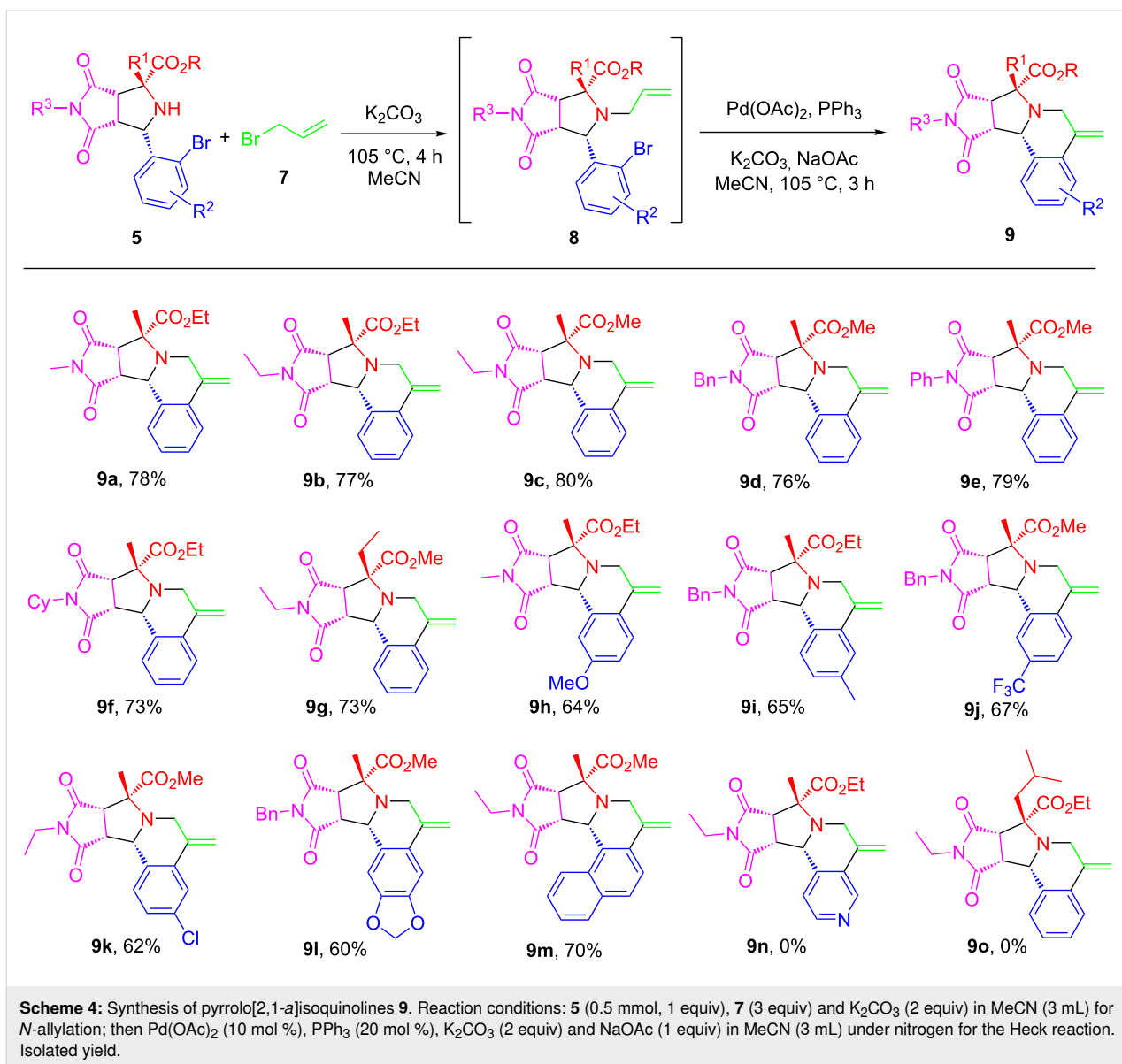
The optimized reaction conditions were then employed for the synthesis of analogs of **9** (Scheme 4). A variety of [3 + 2] cycloaddition adducts **5** bearing different R, R<sup>1</sup>, R<sup>2</sup> and R<sup>3</sup> groups, derived from amino esters **1**, 2-bromobenzaldehydes **3** and maleimides **4**, were subjected to *N*-allylation followed by intramolecular Heck reaction to pyrrolidinedione-fused hexahy-

Table 1: Optimization of the one-pot reaction conditions.<sup>a</sup>



entry	Pd Cat.	ligand	base	additive	solvent	temp [°C]	time [h]	yield [%] <sup>b</sup>
1	Pd(OAc) <sub>2</sub>	PPh <sub>3</sub>	K <sub>2</sub> CO <sub>3</sub>	–	MeCN	80	10	32
2	PdCl <sub>2</sub>	PPh <sub>3</sub>	K <sub>2</sub> CO <sub>3</sub>	–	MeCN	80	10	18
3	Pd(OAc) <sub>2</sub>	PPh <sub>3</sub>	K <sub>2</sub> CO <sub>3</sub>	NaOAc	MeCN	80	6	71
4	Pd(OAc) <sub>2</sub>	P( <i>o</i> -tol) <sub>3</sub>	K <sub>2</sub> CO <sub>3</sub>	NaOAc	MeCN	80	6	61
5	Pd(OAc) <sub>2</sub>	PCy <sub>3</sub>	K <sub>2</sub> CO <sub>3</sub>	NaOAc	MeCN	80	6	45
6	Pd(OAc) <sub>2</sub>	dpmm	K <sub>2</sub> CO <sub>3</sub>	NaOAc	MeCN	80	6	58
<b>7</b>	<b>Pd(OAc)<sub>2</sub></b>	<b>PPh<sub>3</sub></b>	<b>K<sub>2</sub>CO<sub>3</sub></b>	<b>NaOAc</b>	<b>MeCN</b>	<b>105</b>	<b>3</b>	<b>78</b>
8 <sup>c</sup>	Pd(OAc) <sub>2</sub>	PPh <sub>3</sub>	K <sub>2</sub> CO <sub>3</sub>	NaOAc	MeCN	105	3	28
9 <sup>d</sup>	Pd(OAc) <sub>2</sub>	PPh <sub>3</sub>	K <sub>2</sub> CO <sub>3</sub>	NaOAc	MeCN	105	3	79
10	Pd(OAc) <sub>2</sub>	PPh <sub>3</sub>	K <sub>2</sub> CO <sub>3</sub>	NaOAc	MeCN	40	12	13
11	Pd(OAc) <sub>2</sub>	PPh <sub>3</sub>	K <sub>2</sub> CO <sub>3</sub>	NaOAc	DMF	120	3	77
12	Pd(OAc) <sub>2</sub>	PPh <sub>3</sub>	Na <sub>2</sub> CO <sub>3</sub>	NaOAc	MeCN	105	6	19
13	Pd(OAc) <sub>2</sub>	PPh <sub>3</sub>	Cs <sub>2</sub> CO <sub>3</sub>	NaOAc	MeCN	105	6	34
14	Pd(OAc) <sub>2</sub>	PPh <sub>3</sub>	Et <sub>3</sub> N	NaOAc	MeCN	105	6	11
15	Pd(OAc) <sub>2</sub>	PPh <sub>3</sub>	–	NaOAc	MeCN	105	6	10

<sup>a</sup>Reaction conditions: 0.5 mmol **5a** in 3 mL MeCN, **7** (3 equiv), K<sub>2</sub>CO<sub>3</sub> (2 equiv) for *N*-allylation; Pd catalyst (10 mol %), ligand (20 mol %), base (2 equiv) and NaOAc (1 equiv) in 3 mL solvent under nitrogen for the Heck reaction; P(*o*-tol)<sub>3</sub> = tri(*o*-tolyl)phosphine, dpmm = 1,1-bis(diphenylphosphino)methane. <sup>b</sup>Isolated yield. <sup>c</sup>Pd(OAc)<sub>2</sub> 5 mol %, PPh<sub>3</sub> 10 mol %. <sup>d</sup>Pd(OAc)<sub>2</sub> 20 mol %, PPh<sub>3</sub> 40 mol %.



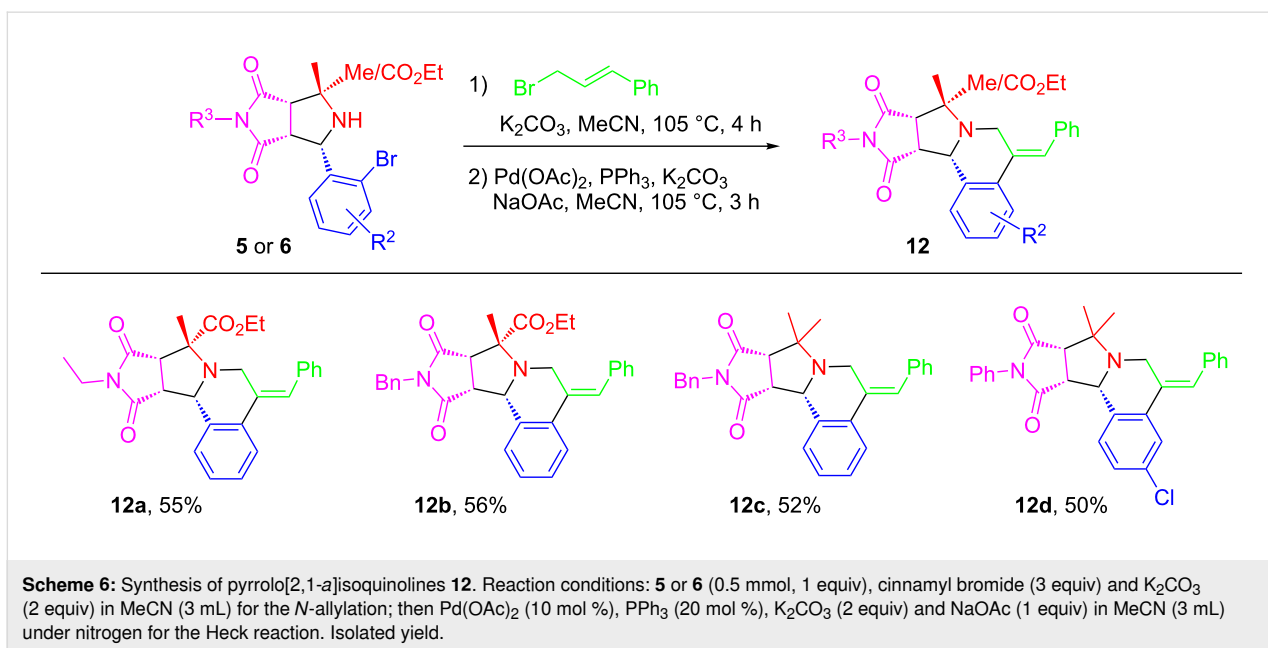
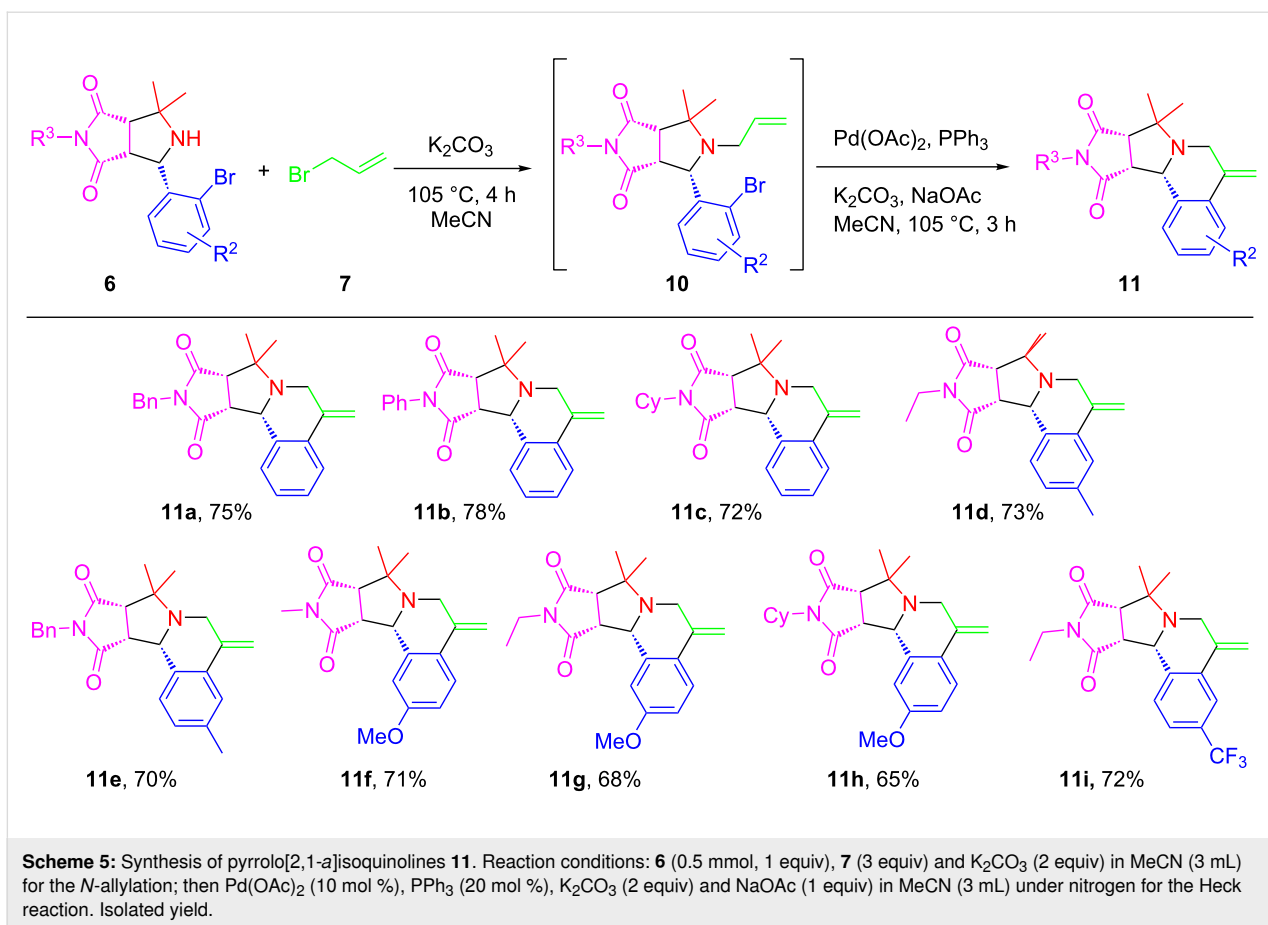
dopyrrolo[2,1-*a*]isoquinoline compounds **9a–o** in moderate to good yields as a single isomers which were confirmed by  $^1H$  NMR analysis of the crude reaction mixtures. The substitution groups  $R^3$  (Me, Et, Ph, Bn, *c*- $C_6H_{11}$ ) on maleimide have no significant influence on the product yields to afford **9a–f** in 73–80% yields. The substituent groups  $R^2$  including electron-donating (Me, OMe,  $-OCH_2O$ ) or  $-$ withdrawing groups ( $CF_3$ , Cl) on the benzene ring have a little effect on the yield of products **9h–l**. Product **9m** bearing a naphthyl group was produced in 70% yield. Product **9n** containing a pyridine ring was not obtained due to the low yield at the *N*-allylation step. Same result happened to **9o** in which hindered *i*Bu blocked the *N*-allylation.

We next employed intermediated **6** prepared from the decarboxylative [3+2] cycloaddition of amino acids for one-pot *N*-allyla-

tion and intramolecular Heck reactions under the same optimized conditions developed in Table 1. Pyrrolidinedione-fused hexahydropyrrolo[2,1-*a*]isoquinoline **11a–i** were produced in 65–78% yields also as single isomers (Scheme 5).

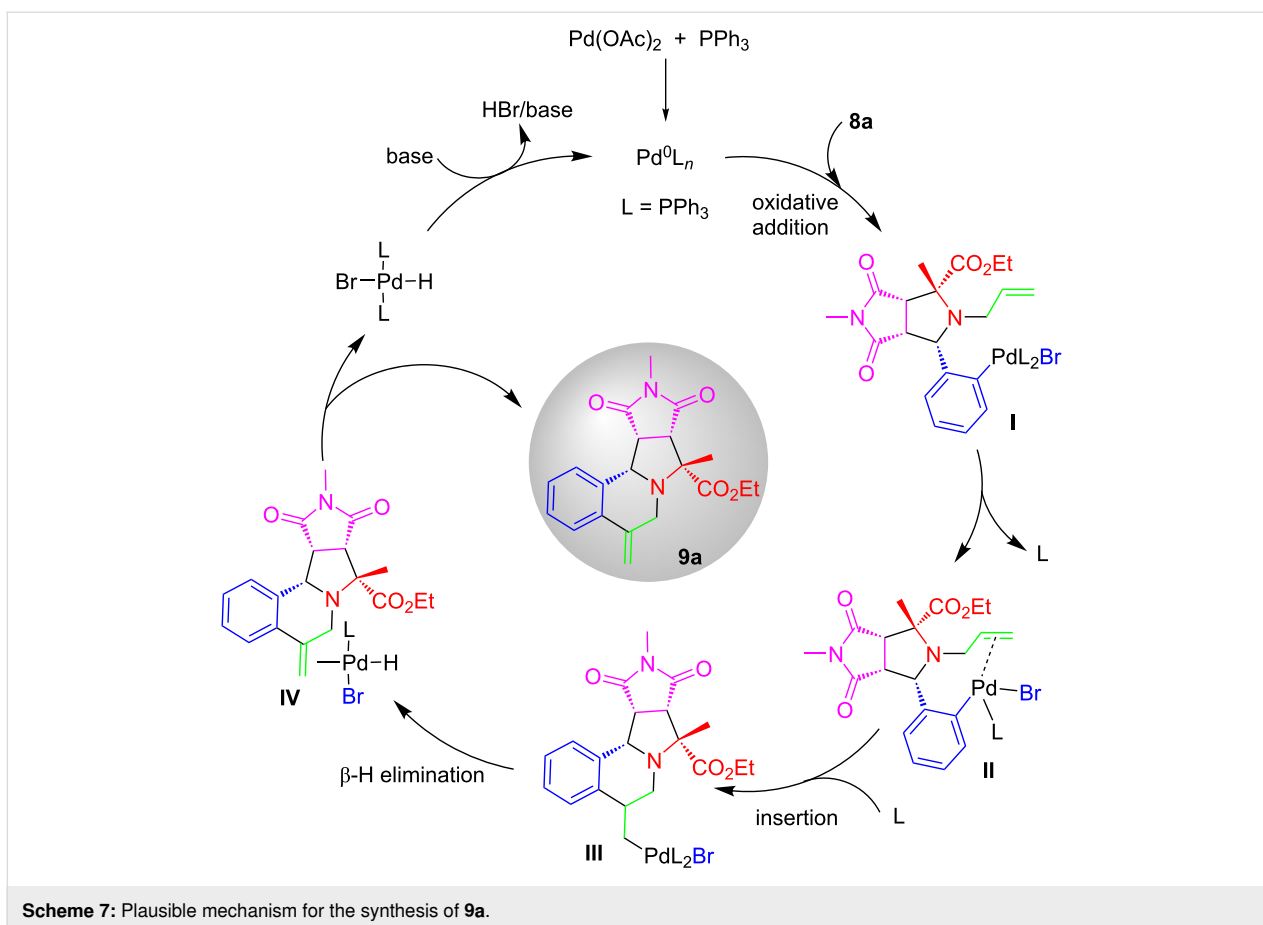
Allylation of [3 + 2] adducts **5** or **6** with cinnamyl bromide were also conducted and the intermediates were used for the Heck reaction for making products **12a–d** (Scheme 6). Even the allylated intermediates were not terminal alkenes, the Heck reaction gave the *Z*-products exclusively [52].

A general mechanism for Pd-catalyzed intramolecular Heck reaction of **8a** for the synthesis of pyrrolo[2,1-*a*]isoquinoline **9a** is shown in Scheme 7. The oxidative addition of the Pd(0) species to alkene intermediate **8a** leads to Pd-complex **I**. Intra-



molecular coordination of Pd-complex **I** with the C–C double bond forms complex **II** which is followed by the *syn* insertion of alkene to give complex **III** [50,51]. Subsequent  $\beta$ -hydride

elimination of **III** gives complex **IV** which undergoes dissociation to afford product **9a**. The hydridopalladium(II) halide is converted to the catalytically active Pd(0) with a base.



## Conclusion

In summary, we have developed an efficient method through a three-component [3 + 2] cycloaddition followed by a one-pot *N*-allylation and an intramolecular Heck reaction for the synthesis of pyrrolidinedione-fused hexahydropyrrolo[2,1-*a*]isoquinolines. Two different kinds of [3 + 2] adducts generated from the reactions of amino esters or amino acids were used as the key intermediates for sequential transformations. A high synthetic efficiency was achieved by the combination of a three-component reaction with one-pot reactions. This synthetic sequence is a new addition of our [3 + 2] cycloaddition-initiated reactions for making diverse cyclic scaffolds.

## Experimental

### General procedure for the synthesis of pyrrolidine adducts **5**

A solution of amino ester **1** (1.2 mmol), 2-bromobenzaldehyde **3** (1 mmol) and maleimide **4** (1.1 mmol) in EtOH (3 mL) with Et<sub>3</sub>N (1.5 mmol) was heated at 110 °C for 6 h in a sealed vial. The concentrated reaction mixture was isolated by column chromatography on silica gel to afford adduct **5** in 85–90% yield.

### General procedure for the synthesis of pyrrolidine adducts **6**

A solution of 2-aminoisobutyric acid (**2**, 1.2 mmol), 2-bromobenzaldehyde **3** (1 mmol) and maleimide **4** (1 mmol) in MeCN (3 mL) with AcOH (0.3 mmol) was heated at 110 °C for 6 h in a sealed vial. The concentrated reaction mixture was isolated by column chromatography on silica gel to afford adduct **6** in 75–85% yield.

### General procedure for the synthesis of pyrrolo[2,1-*a*]isoquinolines **9** or **11**

To a solution of pyrrolidine adduct **5** or **6** (0.5 mmol), 3-bromopropene (**7**, 1.5 mmol) in MeCN (3 mL) was added K<sub>2</sub>CO<sub>3</sub> (1 mmol), the mixture was heated at 105 °C for 4 h in a sealed vial. Upon the completion of reaction as monitored by HPLC or LC–MS, the mixture was evaporated under vacuum to remove unreacted 3-bromopropene to give crude *N*-allylation intermediate **8** or **10**. Without further purification, it was used for the Heck reaction with Pd(OAc)<sub>2</sub> (0.05 mmol), PPh<sub>3</sub> (0.1 mmol), K<sub>2</sub>CO<sub>3</sub> (1 mmol) and NaOAc (0.5 mmol) in MeCN (3 mL) at 105 °C for 3 h under nitrogen atmosphere. After aqueous work up, the crude product was purified by flash chromatography to afford product **9** or **11**.

## General procedure for the synthesis of pyrrolo[2,1-a]isoquinolines **12**

To a solution of pyrrolidine adduct **5** or **6** (0.5 mmol), cinnamyl bromide (1.5 mmol) in MeCN (3 mL) was added  $K_2CO_3$  (1 mmol), the mixture was heated at 105 °C for 4 h in a sealed vial. Upon the completion of reaction as monitored by HPLC or LC–MS, the mixture was evaporated and the unreacted cinnamyl bromide was isolated to give *N*-allylation intermediate which was then used for the Heck reaction with  $Pd(OAc)_2$  (10 mol %),  $PPh_3$  (20 mol %),  $K_2CO_3$  (2 equiv) and NaOAc (1 equiv) in MeCN (3 mL) at 105 °C for 3 h under nitrogen atmosphere. After aqueous work-up, the crude product was purified by flash chromatography to afford product **12**.

### Supporting Information

#### Supporting Information File 1

General reaction procedures, compound characterization data, and copies of NMR spectra.

[<https://www.beilstein-journals.org/bjoc/content/supplementary/1860-5397-16-106-S1.pdf>]

### Acknowledgements

We thank Prof. Jian Li for the discussion of this paper. We also thank Huimin Zhang's early work for this project.

### ORCID® iDs

Xiaoming Ma - <https://orcid.org/0000-0003-1358-428X>

Wei Zhang - <https://orcid.org/0000-0002-6097-2763>

### Preprint

A non-peer-reviewed version of this article has been previously published as a preprint doi:10.3762/bxiv.2020.28.v1

### References

- Pässler, U.; Knöller, H. J. The pyrrolo[2,1-a]isoquinoline alkaloids. In *The Alkaloids: Chemistry and Biology*; Knöller, H. J., Ed.; Elsevier: Amsterdam, The Netherlands, 2011; Vol. 70, pp 79–151. doi:10.1016/b978-0-12-391426-2.00002-5
- Fan, H.; Peng, J.; Hamann, M. T.; Hu, J.-F. *Chem. Rev.* **2008**, *108*, 264–287. doi:10.1021/cr078199m
- Zhang, Q.; Tu, G.; Zhao, Y.; Cheng, T. *Tetrahedron* **2002**, *58*, 6795–6798. doi:10.1016/s0040-4020(02)00792-5
- Zhang, F.; Simpkins, N. S.; Blake, A. J. *Org. Biomol. Chem.* **2009**, *7*, 1963–1979. doi:10.1039/b900189a
- Parsons, A. F.; Palframan, M. J. Erythrina and related alkaloids. In *The Alkaloids: Chemistry and Biology*; Cordell, G. A., Ed.; Academic Press: London, UK, 2010; Vol. 68, pp 39–81. doi:10.1016/s1099-4831(10)06802-1
- Andersen, R. J.; Faulkner, D. J.; He, C. H.; Van Duyne, G. D.; Clardy, J. *J. Am. Chem. Soc.* **1985**, *107*, 5492–5495. doi:10.1021/ja00305a027
- Reddy, M. V. R.; Rao, M. R.; Rhodes, D.; Hansen, M. S. T.; Rubins, K.; Bushman, F. D.; Venkateswarlu, Y.; Faulkner, D. J. *J. Med. Chem.* **1999**, *42*, 1901–1907. doi:10.1021/jm9806650
- Malla Reddy, S.; Srinivasulu, M.; Satyanarayana, N.; Kondapi, A. K.; Venkateswarlu, Y. *Tetrahedron* **2005**, *61*, 9242–9247. doi:10.1016/j.tet.2005.07.067
- Wang, R.-F.; Yang, X.-W.; Ma, C. M.; Cai, S.-Q.; Li, J.-N.; Shoyama, Y. *Heterocycles* **2004**, *63*, 1443–1448. doi:10.3987/com-04-10062
- Yang, Z.; Liu, C.; Xiang, L.; Zheng, Y. *Phytother. Res.* **2009**, *23*, 1032–1035. doi:10.1002/ptr.2742
- Lin, W.; Ma, S. *Org. Chem. Front.* **2017**, *4*, 958–966. doi:10.1039/c7qo0062f
- Umihara, H.; Yoshino, T.; Shimokawa, J.; Kitamura, M.; Fukuyama, T. *Angew. Chem., Int. Ed.* **2016**, *55*, 6915–6918. doi:10.1002/anie.201602650
- Komatsubara, M.; Umeki, T.; Fukuda, T.; Iwao, M. *J. Org. Chem.* **2014**, *79*, 529–537. doi:10.1021/jo402181w
- Kapat, A.; Kumar, P. S.; Baskaran, S. *Beilstein J. Org. Chem.* **2007**, *3*, No. 49. doi:10.1186/1860-5397-3-49
- Dondas, H. A.; Fishwick, C. W. G.; Gai, X.; Grigg, R.; Kilner, C.; Dumrongchai, N.; Kongkathip, B.; Kongkathip, N.; Polysuk, C.; Sridharan, V. *Angew. Chem., Int. Ed.* **2005**, *44*, 7570–7574. doi:10.1002/anie.200502066
- Sun, H.; Tawa, G.; Wallqvist, A. *Drug Discovery Today* **2012**, *17*, 310–324. doi:10.1016/j.drudis.2011.10.024
- Hu, Y.; Stumpfe, D.; Bajorath, J. *J. Med. Chem.* **2017**, *60*, 1238–1246. doi:10.1021/acs.jmedchem.6b01437
- Zhi, S.; Ma, X.; Zhang, W. *Org. Biomol. Chem.* **2019**, *17*, 7632–7650. doi:10.1039/c9ob00772e
- Haji, M. *Beilstein J. Org. Chem.* **2016**, *12*, 1269–1301. doi:10.3762/bjoc.12.121
- Dömling, A.; Wang, W.; Wang, K. *Chem. Rev.* **2012**, *112*, 3083–3135. doi:10.1021/cr100233r
- Pandey, G.; Banerjee, P.; Gadre, S. R. *Chem. Rev.* **2006**, *106*, 4484–4517. doi:10.1021/cr050011g
- Hashimoto, T.; Maruoka, K. *Chem. Rev.* **2015**, *115*, 5366–5412. doi:10.1021/cr5007182
- Amornraksa, K.; Grigg, R.; Gunaratne, H. Q. N.; Kemp, J.; Sridharan, V. *J. Chem. Soc., Perkin Trans. 1* **1987**, 2285–2296. doi:10.1039/p19870002285
- Coldham, I.; Hutton, R. *Chem. Rev.* **2005**, *105*, 2765–2810. doi:10.1021/cr040004c
- Harju, K.; Yli-Kauhaluoma, J. *Mol. Diversity* **2005**, *9*, 187–207. doi:10.1007/s11030-005-1339-1
- Zhang, W.; Zhang, X.; Ma, X.; Zhang, W. *Tetrahedron Lett.* **2018**, *59*, 3845–3847. doi:10.1016/j.tetlet.2018.09.023
- Tsuge, O.; Kanemasa, S.; Ohe, M.; Takenaka, S. *Bull. Chem. Soc. Jpn.* **1987**, *60*, 4079–4089. doi:10.1246/bcsj.60.4079
- Grigg, R.; Idle, J.; McMeekin, P.; Vipond, D. *J. Chem. Soc., Chem. Commun.* **1987**, 49–51. doi:10.1039/c39870000049
- Grigg, R.; Surendrakumar, S.; Thianpatanagul, S.; Vipond, D. *J. Chem. Soc., Perkin Trans. 1* **1988**, 2693–2701. doi:10.1039/p19880002693
- Ma, X.; Zhang, X.; Xie, G.; Awad, J. M.; Zhang, W. *Tetrahedron Lett.* **2019**, *60*, 151127. doi:10.1016/j.tetlet.2019.151127



31. Zhang, W.; Lu, Y.; Hiu-Tung Chen, C.; Zeng, L.; Kassel, D. B. *J. Comb. Chem.* **2006**, *8*, 687–695. doi:10.1021/cc060061e
32. Lu, Q.; Huang, X.; Song, G.; Sun, C.-M.; Jasinski, J. P.; Keeley, A. C.; Zhang, W. *ACS Comb. Sci.* **2013**, *15*, 350–355. doi:10.1021/co400026s
33. Ma, X.; Zhang, X.; Awad, J. M.; Xie, G.; Qiu, W.; Zhang, W. *Green Chem.* **2019**, *21*, 4489–4494. doi:10.1039/c9gc01642b
34. Muthengi, A.; Zhang, X.; Dhawan, G.; Zhang, W.; Corsini, F.; Zhang, W. *Green Chem.* **2018**, *20*, 3134–3139. doi:10.1039/c8gc01099d
35. Zhang, X.; Qiu, W.; Ma, X.; Evans, J.; Kaur, M.; Jasinski, J. P.; Zhang, W. *J. Org. Chem.* **2018**, *83*, 13536–13542. doi:10.1021/acs.joc.8b02046
36. Ma, X.; Zhang, X.; Awad, J. M.; Xie, G.; Qiu, W.; Muriph, R. E.; Zhang, W. *Tetrahedron Lett.* **2020**, *61*, 151392. doi:10.1016/j.tetlet.2019.151392
37. Ma, X.; Zhang, X.; Qiu, W.; Zhang, W.; Wan, B.; Evans, J.; Zhang, W. *Molecules* **2019**, *24*, 601. doi:10.3390/molecules24030601
38. Zhang, X.; Qiu, W.; Evans, J.; Kaur, M.; Jasinski, J. P.; Zhang, W. *Org. Lett.* **2019**, *21*, 2176–2179. doi:10.1021/acs.orglett.9b00487
39. Muthengi, A.; Erickson, J.; Muriph, R. E.; Zhang, W. *J. Org. Chem.* **2019**, *84*, 5927–5935. doi:10.1021/acs.joc.9b00448
40. Grigg, R.; Coulter, T. *Tetrahedron Lett.* **1991**, *32*, 1359–1362. doi:10.1016/s0040-4039(00)79667-5
41. Dumitrascu, F.; Caira, M. R.; Georgescu, E.; Georgescu, F.; Draghici, C.; Popa, M. M. *Heteroat. Chem.* **2011**, *22*, 723–729. doi:10.1002/hc.20740
42. Boudriga, S.; Haddad, S.; Askri, M.; Soldera, A.; Knorr, M.; Strohmman, C.; Golz, C. *RSC Adv.* **2019**, *9*, 11082–11091. doi:10.1039/c8ra09884k
43. Peng, W.; Zhu, S. *J. Chem. Soc., Perkin Trans. 1* **2001**, 3204–3210. doi:10.1039/b103586j
44. An, J.; Yang, Q.-Q.; Wang, Q.; Xiao, W.-J. *Tetrahedron Lett.* **2013**, *54*, 3834–3837. doi:10.1016/j.tetlet.2013.05.053
45. Bastrakov, M. A.; Starosotnikov, A. M. *Russ. Chem. Bull.* **2019**, *68*, 1729–1734. doi:10.1007/s11172-019-2617-x
46. Shang, Y.; Wang, L.; He, X.; Zhang, M. *RSC Adv.* **2012**, *2*, 7681–7688. doi:10.1039/c2ra21116e
47. Dumitrascu, F.; Georgescu, E.; Georgescu, F.; Popa, M. M.; Dumitrescu, D. *Molecules* **2013**, *18*, 2635–2645. doi:10.3390/molecules18032635
48. Wu, L.; Sun, J.; Yan, C.-G. *Org. Biomol. Chem.* **2012**, *10*, 9452–9463. doi:10.1039/c2ob26849c
49. Muthusaravanan, S.; Perumal, S.; Yogeewari, P.; Sriram, D. *Tetrahedron Lett.* **2010**, *51*, 6439–6443. doi:10.1016/j.tetlet.2010.09.128
50. Link, J. T. The intramolecular heck reaction. In *Organic Reactions*; Overman, L. E., Ed.; John Wiley & Sons: New York, NY, USA, 2002; Vol. 60, pp 157–213. doi:10.1002/0471264180.or060.02
51. Bharath Kumar Reddy, P.; Ravi, K.; Mahesh, K.; Leelavathi, P. *Tetrahedron Lett.* **2018**, *59*, 4039–4043. doi:10.1016/j.tetlet.2018.09.068
52. Wang, G.; Liu, C.; Li, B.; Wang, Y.; Van Hecke, K.; Van der Eycken, E. V.; Pereshivko, O. P.; Peshkov, V. A. *Tetrahedron* **2017**, *73*, 6372–6380. doi:10.1016/j.tet.2017.09.034
53. Murru, S.; McGough, B.; Srivastava, R. S. *Org. Biomol. Chem.* **2014**, *12*, 9133–9138. doi:10.1039/c4ob01614a
54. Hou, C.; Chen, H.; Xu, X.; Zhu, F.; Guo, L.; Jiang, M.; Yang, C.; Deng, L. *Eur. J. Org. Chem.* **2015**, 3040–3043. doi:10.1002/ejoc.201500180
55. Zhang, W.; Yi, W.-B. *Pot, atom, and Step Economy (PASE) Synthesis*; Springer: Cham, Switzerland, 2019. doi:10.1007/978-3-030-22596-4\_1
56. Clarke, P. A.; Santos, S.; Martin, W. H. C. *Green Chem.* **2007**, *9*, 438–440. doi:10.1039/b700923b

## License and Terms

This is an Open Access article under the terms of the Creative Commons Attribution License (<http://creativecommons.org/licenses/by/4.0>). Please note that the reuse, redistribution and reproduction in particular requires that the authors and source are credited.

The license is subject to the *Beilstein Journal of Organic Chemistry* terms and conditions: (<https://www.beilstein-journals.org/bjoc>)

The definitive version of this article is the electronic one which can be found at: [doi:10.3762/bjoc.16.106](https://doi.org/10.3762/bjoc.16.106)