




Longitudinal Relations Between School Climate and Prosocial Behavior: The Mediating Role of Gratitude

Biao Li ¹, Xiao Hu ², Litao Chen³, Chuyi Wu ⁴

¹School of Education Science, Guangxi Science and Technology Normal University, Laibin, People's Republic of China; ²Department of Education, Shiyuan College of Nanning Normal University, Nanning, People's Republic of China; ³College of Music, Guangxi Normal University, Guilin, People's Republic of China; ⁴School of Education Science, Guangxi Minzu University, Nanning, People's Republic of China

Correspondence: Xiao Hu, Department of Education, Shiyuan College of Nanning Normal University, Nanning, People's Republic of China, Email huxiaoiris@gmail.com

Purpose: The school climate, which refers to the quality and character of school life, is associated with a wide range of developmental outcomes. Although researchers have shown considerable interest in uncovering the links between school climate and prosocial behavior, the mechanisms underlying this association remain unclear. Therefore, the current study was designed to investigate the mediating role of gratitude between school climate and adolescents' prosocial behavior.

Methods: A sample of 632 Chinese adolescents (363 girls and 269 boys; $M_{age} = 16.83$ years at time 1, $SD = 0.68$ years) completed a battery of sociometric and self-report questionnaires that measured school climate, gratitude, and prosocial behavior in three waves.

Results: Correlation analysis showed that school climate, gratitude, and prosocial behavior were all significantly and positively intercorrelated across the three waves. Importantly, gratitude completely mediated the relationship between school climate and prosocial behavior ($\beta = 0.005$ [95% confidence interval = 0.001, 0.013]) in the three-wave longitudinal mediation model.

Conclusion: As a positive disposition, gratitude fosters prosocial behavior and serves as a mediator between school climate and prosocial behavior. This study provides a theoretical explanation for cultivating adolescents' prosocial behavior and theoretical guidelines for interventions of schools and other socializing agents.

Keywords: prosocial behavior, gratitude, school climate, adolescents, longitudinal mediation model

Introduction

Prosocial behavior—which includes voluntary actions such as helping, sharing, consideration, concern, and defending¹—has important health and social implications for adolescents. Evidence points to links between prosocial behavior and better physical health,² positive academic outcomes (such as academic self-efficacy, higher grade point average), greater happiness,³ and less aggression.⁴ Notably, the development of prosocial behavior during adolescence is essential for fostering positive social interactions, thus improving interpersonal understanding among individuals in society.⁵ Given the importance of prosocial behavior, it is critical to understand how adolescents develop prosocial actions.

Adolescence is a key period for understanding prosocial behavior development, with a decrease in comprehension from early adolescence to middle adolescence followed by a rebound in late adolescence.^{6,7} Though a wealth of studies have focused on the impact of parental socialization,⁸ some researchers found that school experiences play an important role in the development of prosocial behavior. School is the second-most frequent place of activity for adolescents after their home. Individuals are profoundly influenced by school climate,⁹ which influences literally every aspect of school life. A positive school climate is associated with a range of desirable outcomes;¹⁰ moreover, it has been extensively examined as a factor influencing students' behaviors (such as prosocial behavior).¹¹ However, there is limited knowledge about longitudinal associations between perceived school climate and prosocial behavior as well as the underlying mechanisms at play. Therefore, the purpose of the current study was to prospectively investigate the effects of school

climate on adolescents' prosocial behavior and the mediating role of gratitude by using data from a longitudinal investigation that assessed both constructs repeatedly over time.

School Climate and Adolescents' Prosocial Behavior

According to the National School Climate Council (2007),¹² school climate is defined as the overall quality and character of school life. However, due to the wide range aspects in the school context, it is hard to conceptualize the actual definition of school climate.¹³ In the current study, we focused on a developmental perspective that emphasizes the importance of “the need for trusting and caring relationships” and “the need for autonomous self-expression, choice, and decision-making” in successful adolescents development.¹⁴ According to developmental theories, teacher–student support,¹⁵ student–student support,¹⁶ and opportunities for autonomy in the classroom¹⁷ are three major components on which researchers of school climate have mainly focused their attention. Student–student support is defined as the perception of emotional support among peers (such as caring for each other and trusting one another);¹⁶ teacher–student support typically involves both emotional and academic support, with a strong emphasis on social support;¹⁵ and opportunities for autonomy in the classroom refer to the freedom for choice and decision-making with regard to learning and classroom life.¹⁸

Here, we outline two theoretical frameworks for explaining how school climate influences the development of prosocial behavior in adolescents. First, based on bio-ecological theory,¹⁹ during the process of human development, an active biopsychological organism interacts reciprocally with its immediate surroundings. As one of the immediate developmental contexts, school exerts a tremendous amount of influence on adolescents.^{19,20} Second, social cognition theory also contributes to understanding the association between school climate and prosocial behavior. Social cognitive theory²¹ illuminates the generative process of meaning and behavior in relation to person and environment. In social cognitive theory, motivation is defined as a goal-directed behavior that is dependent upon context and plays an essential role in behavior.^{22,23} Individuals are more likely to engage in prosocial actions if they have certain motivations behind them.²⁴ In particular, environmental factors directly affect how students perceive themselves as active learners. From this theoretical perspective, by facilitating supportive teacher–student relationships and maintaining an environment where students feel emotionally safe, adolescents can be motivated to act prosociality.²⁵

Empirical evidence also indicates a link between school climate and prosocial behavior. In their study, Luo et al²⁶ found a significant positive association between school climate and prosocial behavior. Another cross-sectional study relying on self-determination theory indicated that responsibility and school climate can predict basic psychological needs, which could, in turn, improve prosocial behavior and reduce antisocial behavior and violence.²⁷

A longitudinal study by Luengo Kanacri et al²⁸ also suggested that higher levels of a positive school climate predict more prosocial behaviors; specifically, positive, supportive relationships and interactions with peers²⁹ and teachers³⁰ tend to increase students' prosocial behavior.

School Climate and Gratitude

According to theoretical perspectives and empirical evidence, gratitude may mediate the effects of school climate on adolescents' prosocial behavior.

Gratitude is considered a core strength that improves people's physical and mental health.³¹ The practice of experiencing and expressing gratitude can boost adolescents' mood, strengthen their ties with society, and foster their sense of purposeful engagement with the world.³² Attachment theory³³ addresses the psychological connectedness between close relationships. From an attachment perspective, the experience of gratitude can be expected to be fostered by feelings of being protected, accepted, and valued by others. Consistent warm and comforting interactions with emotional support provided by peers and teachers foster secure feelings.³⁴ A securely attached adolescent tends to feel grateful for other people's kindness and perform prosocial actions.

Gratitude and Prosocial Behavior

Gratitude has a positive relationship with prosocial behavior. According to moral affect theory, gratitude serves three essential functions, including a moral barometer function, a moral motive function, and a moral reinforcement function.³⁵

As a moral barometer, gratitude is the response to the feeling of being benefited by another person's moral behavior. As a moral motive function, it stimulates grateful individuals to act prosocially toward helpers or others. Finally, as a moral reinforcement function, when gratitude is expressed, it increases the probability that benefactors behave morally in the future. In accordance with this view, gratitude promotes not only the beneficiary's prosocial behavior but also enhances the benefactor's prosocial behavior.

A meta-analytic review³⁶ identified 91 studies across 65 papers in order to shed light on the relationship between gratitude and prosociality. Its results indicated that there was a positive association between gratitude and prosociality ($r = 0.37$), and this correlation was significantly larger in reciprocal outcomes. The study authors also found that gratitude was related to receiving help from someone you have helped, reciprocating favors, and helping others after being helped. Therefore, gratitude and prosocial responding are positively and reciprocally related. Additionally, the result of a longitudinal study conducted over a period of four years also revealed that gratitude growth predicts increases in prosocial behavior.³⁷

The Current Study

To sum up, the primary aim of the current study was to examine the effects of school climate on adolescents' prosocial behavior, and we also explored the underlying mechanism responsible for these effects. Based on the theories and empirical evidence mentioned above, we hypothesized that (1) school climate would positively correlate with adolescents' prosocial behavior across three waves and (2) gratitude at Time 2 (the second measurement time, November 2021) would mediate the effects of school climate at Time 1 (the first measurement time, May 2021) on prosocial behavior at Time 3 (the third measurement time, May 2022).

Methods

Study Design

This was a longitudinal investigation aimed at examining mediation models in three waves of panel data. In mediation models, a predictor affects an outcome variable through a mediator (school climate → gratitude → prosocial behavior). Mediation models consider appropriate time lags in data collection even when the actual manipulation of variables is impractical.³⁸ Thus, the availability of three-wave panel data allowed us to assess how school climate affects adolescents' prosocial behavior over time through gratitude.

Participants and Procedure

A cluster-sampling approach was used to sample all 11th-graders from three high schools located in the south of China. Data from three waves were collected at intervals of six months. At Time 1, a total of 678 students were recruited for this study. After excluding responses that were illogical or missing, data were available for 632 students (363, 57.44% girls; 269, 42.56% boys; age range = 15–19 years, $M_{age} = 16.83$ years, $SD = 0.68$ years) across three waves with an overall attrition rate of 6.8%. To examine the potential impact of attrition, we compared data from students who did and did not participate at Time 3 with research variables measured at Time 1. The results of attrition analysis indicated that there were no significant differences in observed variables ($ps > 0.05$) between participants who remained involved in the three surveys and those who dropped out.

To determine whether our sample size was adequate, we used the Monte Carlo power analysis for indirect effects.³⁹ We entered the smallest effect sizes obtained during a previous study²⁶ for the links between school climate and gratitude ($r = 0.33$), and school climate and prosocial behavior ($r = 0.12$).⁴⁰ Based on meta-analyses, gratitude correlates with the outcome variable prosocial behavior at approximately 0.37.³⁶ With a power of 0.80, an estimated sample size of $N = 88$ is adequate for testing relationships between such sizes. Thus, the sample size for the present study provided adequate statistical power (>80%) for detecting small indirect effects.

Procedure

Three waves of investigation were conducted in classes for students in May 2021 (Time 1), November 2021 (Time 2), and May 2022 (Time 3). Students were told in advance of the investigation that it was intended to gain a better understanding of their school lives and relationships with classmates and teachers. We stressed the sincerity of their answers and informed them of their right to refuse to participate and withdraw from the investigation. Informed consent was obtained from all subjects involved in the study. For those participants younger than 18 years of age, parental informed consent was also obtained. Following this, participants completed a set of paper-and-pencil questionnaires during school time. During each wave, it took about 20 min to complete the survey. All participants completed their surveys in the presence of the researchers, who collected the surveys at once after participants had completed them. All measures were administered by well-trained postgraduate students with a psychology background.

Measures

Perceived School Climate

School climate was measured with a 25-item scale adapted from the work of Jia et al.¹⁸ Three aspects of school climate were assessed by a combined measure, including teacher support, ie, emotional support from the teacher, with one item related to academic support (such as “Teachers believe I can do well”); student–student support (such as “Students respect one another”); and opportunities for autonomy (such as “Students are given the chance to help make decisions”). Items were rated on a four-point scale (1 = never, 4 = always), and negatively keyed items were reverse-coded. Higher scores indicated that participants perceived a more positive school climate. Cronbach’s alpha values were 0.85, 0.86, and 0.88 for Time 1, Time 2, and Time 3, respectively.

Gratitude

Gratitude was assessed among participants with a six-item revised gratitude questionnaire,⁴¹ which was translated into Chinese by Wei et al.⁴² This questionnaire is a self-report measure designed for assessing the experiences and expressions of gratefulness and appreciation in daily life as well as perceptions when benefiting from others. The questionnaire covers four aspects of gratefulness, including the gratitude intensity facet (such as “I feel thankful for what I have received in life”), the gratitude frequency facet (such as “Long amounts of time can go by before I feel grateful to something or someone”), the gratitude span facet (such as “I sometimes feel grateful for the smallest things”), and the gratitude density facet (such as “I am grateful to a wide variety of people”). Each item was rated on a seven-point Likert scale (1 = strongly disagree, 7 = strongly agree), and Cronbach’s alpha values for the current sample were 0.86, 0.88, and 0.92 for Time 1, Time 2, and Time 3, respectively.

Prosocial Behavior

Prosocial behavior was assessed with a revised prosocial behavioral tendencies measure,⁴³ which is a multidimensional measure of prosocial behaviors in adolescence. The original version of this prosocial behavioral tendencies measure⁴⁴ includes six types of prosocial behaviors, specifically public (4 items), anonymous (5 items), direct (3 items), emotional (4 items), compliant (2 items), and altruism (5 items). The revised version consists of 26 items and was more appropriate to use in this study considering the cultural background and development stage of adolescence in China. In the Chinese version, three items were added to the compliance subscale and two items were deleted from the altruism subscale. Each participant was asked to rate how much the statements described them on a five-point scale (1 = no description at all, 5 = highly describes me), and Cronbach’s alpha values for the current study were 0.93, 0.93, and 0.95 for Time 1, Time 2, and Time 3, respectively.

Analytic Plan

Before conducting analysis, measurements of skew and kurtosis were performed to examine the assumptions of normality. The results indicated that the school climate, gratitude, and prosocial behavior of the three waves were normally distributed, with skew and kurtosis values within the normal limits (skew < ±2, kurtosis < ±7).^{45,46} First, descriptive statistics and correlations were employed using SPSS version 28.0 (IBM Corporation, Armonk, NY, USA). Next, we used Mplus Version 8.3 statistical software (Muthén & Muthén, Los Angeles, CA, USA)⁴⁷ to estimate

autoregressive cross-lagged models, which aimed to test the association of perceived school climate and prosocial behavior. Finally, structural equation model analyses were conducted to test a longitudinal mediation model in which perceived school climate predicted adolescents' prosocial behavior both directly and indirectly through their gratitude disposition. With full-information maximum likelihood estimation, path analyses were conducted. In the present study, the magnitude and significance of indirect effects were evaluated using a 95% confidence interval (CI) and 5000 bootstrap samples. If an estimate did not contain 0 within its 95% CI, then it could be deemed significant at $p < 0.05$.

Control Variable

Due to prior studies showing that sex and age are associated with prosocial behavior, we included both as control variables in the present study. Therefore, statistical models included sex and age as variables for a certain degree of control. We encoded participants' sex with dummy variables.

Common Method Variance Test

In this study, all data were gathered from adolescents' self-reports, and the results might have been affected by common method bias,⁴⁸ so three steps were taken to minimize the impact of common method bias. Prior to collecting data, different questionnaires were separated, and negative items were reverse-coded. Next, we stressed the importance of data privacy during data collection. Finally, to improve the precision of the research, single-factor confirmatory factor analysis (CFI = 0.29, TLI = 0.28, RMSEA = 0.07, SRMR = 0.10) with Mplus version 8.3 was conducted. The results showed that there were no serious common method biases in the present study.

Results

Descriptive Statistics and Correlations

Descriptive statistics and correlations for the observed variables are presented in Table 1. As we can see, school climate, gratitude, and prosocial behavior were all significantly and positively intercorrelated across time. Moreover, one-way repeated-measures analysis of variance was conducted to determine whether there were differences in the observed variables across the three waves. The results showed that the means of school climate ($F(2, 631) = 9.73, p < 0.001, \eta^2 = 0.01$), gratitude ($F(2, 631) = 8.22, p < 0.001, \eta^2 = 0.01$), and prosocial behavior ($F(2, 631) = 20.26, p < 0.001, \eta^2 = 0.01$) differed in statistically significantly fashion between timepoints. Post hoc analysis with a Bonferroni adjustment revealed that perceived school

Table 1 Correlations of Research Variables Across Three Waves

	1	2	3	4	5	6	7	8	9
1. School Climate (Time 1)	1								
2. Gratitude (Time 1)	0.48***	1							
3. Prosocial Behavior (Time 1)	0.45***	0.47***	1						
4. School Climate (Time 2)	0.46***	0.27***	0.25***	1					
5. Gratitude (Time 2)	0.24***	0.48***	0.32***	0.39***	1				
6. Prosocial Behavior (Time 2)	0.33***	0.28***	0.51***	0.37***	0.38***	1			
7. School Climate (Time 3)	0.42***	0.28***	0.27***	0.52***	0.32***	0.25***	1		
8. Gratitude (Time 3)	0.23***	0.42***	0.30***	0.28***	0.50***	0.26***	0.51***	1	
9. Prosocial Behavior (Time 3)	0.16***	0.21***	0.41***	0.18***	0.26***	0.39***	0.33***	0.45***	1
Mean	68.39	34.51	89.95	69.26	35.28	86.46	67.64	34.28	89.86
Standard Deviation	8.54	6.09	14.25	8.69	5.80	14.52	9.59	6.95	15.35

Note: *** $P < 0.001$.

climate was statistically significantly increased from Time 1 to Time 2 (-0.88 [95% CI = $-1.73, -0.02$]) and decreased from Time 2 to Time 3 (1.63 [95% CI = $0.76, 2.45$]), but not statistically significantly decreased from Time 1 to Time 3 (0.75 [95% CI = $-0.19, 1.69$]). From Time 1 to Time 2, post hoc analysis with a Bonferroni adjustment indicated that gratitude was statistically significantly increased (-0.77 [95% CI = $-1.35, -1.94$]). Nevertheless, gratitude showed a significant decrease from Time 2 to Time 3 (1.01 [95% CI = $0.39, 1.63$]). Similar to school climate and gratitude, prosocial behavior significantly decreased from Time 1 to Time 2 (3.48 [95% CI = $2.12, 4.85$]), while it significantly increased from Time 2 to Time 3 (-3.40 [95% CI = $-5.00, -1.82$]).

Longitudinal Mediation Model

A series of competing cross-lagged path analyses were performed to test the inter-predictive effects among all observed variables, and the results are presented in Table 2.

Model 1 was the baseline model, which estimated the stability coefficients of the relationship among the three variables. Besides, error variances among the three variables across three waves were correlated. Results indicated that it was necessary to add other cross-lagged paths to further examine the relationships among the three variables; thus, model 2 added the paths of gratitude to school climate and prosocial behavior to gratitude based on model 1. The chi-squared difference test showed that model 2 performed better than model 1 ($\Delta\chi^2 = 33.92, \Delta df = 8, p < 0.001$). Model 3 added the whole cross-lagged paths of all observed variables, and the chi-squared difference test showed that model 3 performed significantly better than model 2 ($\Delta\chi^2 = 27.34, \Delta df = 4, p < 0.001$). Based on model 1, model 4 tested a model that added paths of school climate to gratitude and gratitude to prosocial behavior. In this final model, the following parameters were found to be adequate for fitting the data better than in model 3: $\chi^2(16) = 158.04, p < 0.001$; RMSEA = 0.10, 95% CI = 0.087, 0.117; CFI = 0.91; TLI = 0.86. Except for the path of school climate (Time 1) to prosocial behavior (Time 3), other factor loadings for the constructs were significant and ranged from 0.06–0.48 (see Figure 1).

In summary, model 4 was finally adopted as it fit the data best. Figure 1 shows that the variables in the adopted model were moderately stable over time. A total of nine significant concurrent correlations were found. At each wave, school climate, gratitude, and prosocial behavior had a positive relationship with one another. Despite the stability of constructs throughout time and their correlations within time, significant cross-lagged paths were observed; notably, Time 1 school climate predicted Time 2 gratitude, Time 2 school climate predicted Time 3 gratitude, Time 1 gratitude predicted Time 2 prosocial behavior, and Time 2 gratitude predicted Time 3 prosocial behavior.

The standardized indirect effect of school climate at Time 1 on prosocial behavior at Time 2 through gratitude at Time 3 was significant, and the associated CI excluded 0 ($\beta = 0.005$ [95% CI = 0.001, 0.013]). However, school climate at Time 1 did not significantly predict prosocial behavior at Time 3 directly, which meant that gratitude completely mediates the relationship between school climate and prosocial behavior according to the longitudinal model.

Discussion

In the present study, we examined the longitudinal relationship between school climate and prosocial behavior as well as the mediating role of gratitude in Chinese adolescents. All observed variables showed relatively moderate stability across the three waves. With three waves of data, we constructed a longitudinal mediational model that controlled for construct stability and provided more accurate estimates of cross-lagged effects.⁴⁹ Our results suggested that adolescents' gratitude

Table 2 Fit Indices of Each Model Among School Climate, Gratitude, and Prosocial Behavior

Model	χ^2	df	CFI	TLI	RMSEA	SRMR	$\Delta \chi^2$	Δdf
Model 1	175.72	24	0.90	0.86	0.10	0.10		
Model 2	141.80	16	0.92	0.87	0.10	0.07	33.92***	8
Model 3	114.46	12	0.93	0.81	0.01	0.00	27.34***	4
Model 4	158.04	16	0.91	0.86	0.10	0.08	43.58***	4

Note: *** $P < 0.001$.

Abbreviations: df, degree of freedom; CFI, Comparative Fit Index; TLI, Tucker–Lewis Index; RMSEA, root mean square error of approximation; $\Delta\chi^2$, Satorra-Bentler Chi-square difference test.

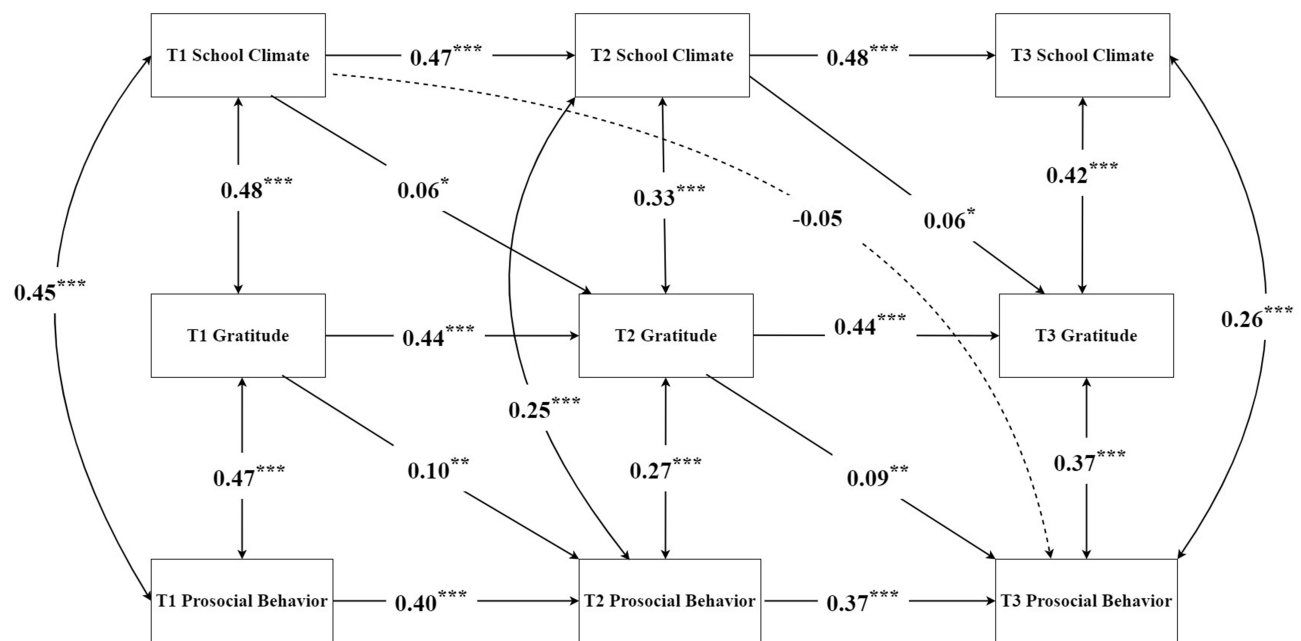


Figure 1 A three-wave longitudinal mediation model showing standardized path coefficients for associations among school climate, gratitude, and prosocial behavior. **Notes:** * $P < 0.05$, ** $P < 0.01$, *** $P < 0.001$; $N = 632$.

disposition completely mediates the effect of school climate on prosocial behavior, which means that adolescents with a positive school climate are more grateful and behave more prosocially as a result.

School Climate and Prosocial Behavior

In the past decades, it has been widely demonstrated that adolescents' behaviors can be greatly influenced by their school experience. In this study, the association between perceived school climate and prosocial behavior in middle school students was examined based on both theory and empirical evidence. As expected, school climate and prosocial behavior were found to be moderately positively correlated at three timepoints ($r_s = 0.48, 0.33$, and 0.16). Bio-ecological theory regards development as a process of "individual–environment" interactions.¹⁹ For adolescents, school is the environment where they are directly connected, which will undoubtedly influence their behavior. Furthermore, in line with social cognitive theory,²¹ a positive school climate fosters supportive relationships between peers and between teachers and students, which further motivates students to engage in prosocial behavior.

Even so, it should be noted that correlation coefficients gradually decline over time. According to Cialdini,⁵⁰ the development of prosocial actions can be divided into three stages: presocialization, awareness of norms, and internalization. Presocialization, children are unaware of prosocial actions and do not act altruistically, as they risk losing resources. When individuals enter the second stage, they are more likely to act prosocially because they have learned that others expect them to help and may punish them for not doing so. Then, in the third stage, acting prosocially makes individuals feel better and is intrinsically satisfying. Approximately 10–12 years of age is the time when children move from the stage of presocialization to that of secondary socialization. In most cases, by the time most children are 15–18 years old, their motivations to display prosocial behaviors have changed from being entirely external to being internally motivated. In this section, learning experience,^{50,51} socialization experience,⁵⁰ and culture⁵¹ are determinant factors for shifting through these stages. In collective cultures, individuals develop prosocial value orientations from childhood, which encourage them to make cooperative choices that are beneficial to both participants.⁵² When Chinese adolescents reach the awareness of norms stage, they realize the society in which they live values and desires helpfulness. In their later years, they internalize the external norms that motivated them to help. As a result, we found that the correlations between school climate and prosocial behavior decreased over time in our study.

The Mediating Effect of Gratitude

Consistent with our hypothesis, the effect of school climate on prosocial behavior was completely mediated by gratitude. That is to say, school climate helps to increase adolescents' gratitude, while gratitude further promotes the incidence of adolescents' prosocial behavior. According to the findings of this study, school climate has a positive and direct impact on gratitude. Gratitude is not innate,⁵³ but rather can be developed over time under the specific influence of environmental factors. From the perspective of Bronfenbrenner's ecosystem theory,¹⁹ school serves as a microsystem that can have both direct and indirect influences on adolescents.⁵⁴ In this light, peers, teachers, and other adults in the school setting can assist adolescents in gaining a deeper understanding of gratitude in a variety of ways. Therefore, a positive school climate, which generates a conducive environment, is crucial for cultivating gratitude dispositions. Our findings are also supported by attachment theory,³³ in that a positive school climate facilitates secure attachments in student–student and teacher–student relationships. Teachers, for instance, encourage appreciative responses in students by pointing out and reinforcing kind actions in the classroom or by modeling reciprocity and thankfulness when they cooperate with students in activities or play with them on daily basis, which helps to instill gratitude.⁵⁵

Our study revealed that gratitude is associated with prosocial behavior. In accordance with moral affect theory,³⁵ adolescents with gratitude expressions are more likely to adopt moral actions such as prosocial behavior. When individuals feel and express gratitude, they experience stronger feelings of self-efficacy as well as a sense of social worth, which motivates them to engage in prosocial actions.⁵⁶ Furthermore, cultural norms may be important for understanding the findings. It has been reported in previous studies that higher levels of collectivism are associated with greater levels of prosocial behavior.⁵⁷ Gratitude is a powerful tool for collective countries to use to maintain harmony and reciprocity among their members.⁵⁸ A key aspect of school life in China is gratitude education. Thus, it follows that our participants should be more likely to experience gratitude and exhibit prosocial responses.

The mediation effects in this study, however, were quite small, and the 95% CIs of the indirect effects were very close to including 0, suggesting weak evidence for indirect effects. A possible explanation for this result is that the longitudinal design of this research controlled the effects of previous levels in all variables.⁵⁹ Autoregressive effects explain a large percentage of variance in the outcomes, thereby limiting the theoretically possible range of cross-lagged effects from other constructs. This is why cross-lagged effects do not adhere to the effect size conventions for correlation coefficients, in which 0.1 is considered small.^{60,61} Another possible explanation for the weak indirect effects is the mechanisms might underlie the school climate–gratitude and gratitude–prosocial behavior links. For example, in Grant and Gino's work,⁵⁶ self-worth was found to mediate the effects of beneficiaries' gratitude expressions on the prosocial behavior of helpers. From a communal perspective, thanking helpers for their efforts inspires them to provide more help in the future by providing a sense of being valued. In spite of this, we believe that our findings are potentially meaningful owing to the theoretical support for the mediation effects.

Strengths, Limitations, and Future Research

Two distinct findings of this study contribute to the literature on the relationship between school climate and prosocial behavior. First, a longitudinal mediation model was introduced to describe the mechanism by which school climate influences prosocial behavior. A mediation model can improve statistical inference and allow for examining intraindividual variation, both of which are valuable in developmental research. Second, while most of the previous studies on school climate and adolescents' prosocial responses were conducted in Western countries, the current study included a representative sample from China, which is a collectivist Eastern country. Cross-cultural research has the potential to be a productive area of research in the future.

Several issues should be noted. First, while longitudinal data that have been carefully collected and analyzed through the suggested longitudinal mediation models are likely to provide reliable and interpretable conclusions,⁶² causality probably cannot be tested due to our study's non-experimental design. By examining effects over time (such as having a clear temporal order of predictor and outcome) and controlling for previous levels of constructs (such as autoregressive effects),^{63,64} longitudinal studies can offer some insight into hypothesized models. It is important to note, however, that the results of any observational study might be influenced by other variables, such as genetics or other environmental factors.⁶⁵

Second, this study did not examine other aspects of school climate that might influence adolescents' prosocial behavior. For instance, respect for diversity is an important part of the school climate that should be considered.²⁵ A prior longitudinal study showed that perceptions of discrimination experiences in the school had a negative association with altruistic prosocial behaviors.¹¹ Research on the prospective impact of discrimination experiences and related aspects of school climate (such as academic climate)¹³ that might influence prosocial behavior should be undertaken in the future.

Third, the current study relied on self-report for data collection, which may contribute to common method bias. Common method variance arises when information on two or more variables is obtained from the same source. Particularly, reports from the same rater are frequently affected by response biases, such as implied theories, social desirability, and mood. To control for specific biases, future studies should include data from multiple informants and utilize multiple measurement methods.

Finally, prosocial behaviors can be divided into a variety of categories. We assessed six types of prosocial behaviors with prosocial behavioral tendencies measure. Research on how school climate affects specific types of prosocial behavior can be conducted in the future.

Implications for Practice

In addition to enriching the theoretical discussions in this field, these findings may have profound implications for practical work. Silke et al⁶⁶ summarized the factors influencing prosocial responding among adolescents and drew conclusions that there are two factors associated with adolescents' prosocial behavior, including (1) individual aspects, such as personality, self-efficacy, self-esteem/self-concept, emotional regulation, social skills, personal values, knowledge, and moral reasoning, and (2) contextual aspects, including sex, parents/family, peers, schools, media, neighborhood, culture, sports, club membership, religion, target characteristics, victimization, aggression, and previous prosocial tendencies. In the current study, we found that a contextual aspect (positive school climate) and individual aspects (gratitude) contribute to the variance in fostering adolescents' prosocial behavior. Particularly, we found that a directly perceived school climate has an impact on prosocial behavior completely through gratitude, which indicated that it might be more efficient and effective to promote adolescents' prosocial behavior by developing their gratitude feelings and expressions. Therefore, some implicit suggestions can be proposed from the current work.

Model-based programs designed to construct a positive school atmosphere can be implemented. For instance, Hellison's Teaching Personal and Social Responsibility (TPSR) model-based program has been proven to be effective in promoting the school climate⁶⁷ and prosocial behaviors.^{67,68} The TPSR model⁶⁹ was designed to promote life skills for young people at risk of social exclusion through physical activity. However, researchers who applied this model to other school subjects also found that it was an effective methodology for implementing other curriculum subjects.⁶⁷ The goals of the TPSR model include five levels,⁶⁹ as follows: (1) respecting the rights and feelings of others, (2) effort and cooperation, (3) self-direction, (4) helping others and leadership, and (5) transfer of responsibility outside the physical activity setting. Levels 1 and 2 are essential for developing responsibility and establishing a positive learning environment. Then, the following two levels enhance the learning environment by encouraging independent work, helping roles, and leadership roles. Finally, the goal of the fifth level is to achieve the ability to apply the learned skills outside of the learning environment and serve as a responsible role model for others. Thus, TPSR-based programs are a useful tool for fostering a positive school climate and promoting prosocial behavior.

In light of the finding concerning the completely mediated effect of gratitude, gratitude interventions are recommended. Simple and practical strategies to promote gratitude, such as listing things for which one is grateful, journaling, or expressing one's gratitude to the person to whom one is grateful, can be taught to adolescents.⁷⁰ Aside from these common strategies, modern gratitude interventions, such as social media apps, are also helpful and effective in promoting gratitude.^{71,72}

Conclusions

In the present research, we gained a deeper understanding of the relationship between school climate and prosocial behavior among adolescents. Overall, the pattern of findings suggests that the perceived school climate can predict adolescents' prosocial behavior and that this association is completely mediated by gratitude. Theoretically, the current

study sheds light on the mechanism through which the perceived school climate influences prosocial behavior. Practically, the findings suggest that creating a positive school climate and enhancing adolescents' grateful virtue are vital to cultivating prosocial behavior. Overall, the present study provides crucial insights into factors of extrapersonal influence and intrapersonal variables that affect adolescents' prosocial behavior.

Data Sharing Statement

Data and other materials related to this research will be provided to qualified researchers on request.

Ethics Statement

The study was conducted according to the guidelines of the Declaration of Helsinki ethical standards. Guangxi Science and Technology Normal University, Shiyuan College of Nanning Normal University and Guangxi Normal University reviewed and approved the study protocol. Subjects were fully informed of the content and purpose of the survey before participating. Informed consent was obtained from all subjects involved in the study. For those participants who were under the age of 18, parental informed consents were also obtained.

Acknowledgments

We would like to thank all participants for the time that they kindly dedicated.

Funding

This work was supported by 2022 Guangxi University Young and Middle aged Teachers' Basic Scientific Research Ability Improvement Project (2022KY0117) and 2021 Guangxi University Students' Ideological and Political Education Theory and Practice Research Project (2021SZ063).

Disclosure

The authors report no conflicts of interest in this work.

References

1. Grusec JE, Davidov M, Lundell L. Prosocial and helping behavior. In: *Blackwell Handbook of Childhood Social Development*. Blackwell Handbooks of Developmental Psychology. Blackwell Publishing; 2002:457–474.
2. Brown SL, Brown RM. Connecting prosocial behavior to improved physical health: contributions from the neurobiology of parenting. *Neurosci Biobehav Rev*. 2015;55:1–17. doi:10.1016/j.neubiorev.2015.04.004
3. Aknin LB, Barrington-Leigh CP, Dunn EW, et al. Prosocial spending and well-being: cross-cultural evidence for a psychological universal. *J Pers Soc Psychol*. 2013;104:635–652. doi:10.1037/a0031578
4. Padilla-Walker LM, Coyne SM, Collier KM. Longitudinal relations between parental media monitoring and adolescent aggression, prosocial behavior, and externalizing problems. *J Adolesc*. 2016;46:86–97. doi:10.1016/j.adolescence.2015.11.002
5. Eisenberg N, Spinrad TL, Valiente C. Emotion-related Self-regulation and Children's Social, Psychological, and Academic Functioning. In: *Diversity in Harmony – Insights from Psychology*. John Wiley & Sons, Ltd; 2018:268–295. doi:10.1002/9781119362081.ch14
6. Crocetti E, Moscatelli S, Van der Graaff J, Rubini M, Meeus W, Branje S. The Interplay of Self-Certainty and Prosocial Development in the Transition from Late Adolescence to Emerging Adulthood. *Eur J Pers*. 2016;30(6):594–607. doi:10.1002/per.2084
7. Carlo G, Crockett LJ, Randall BA, Roesch SC. A Latent Growth Curve Analysis of Prosocial Behavior Among Rural Adolescents. *Journal of Research on Adolescence*. 2007;17(2):301–324. doi:10.1111/j.1532-7795.2007.00524.x
8. Spinrad TL, Eisenberg N. Empathy, prosocial behavior, and positive development in schools. In: *Handbook of Positive Psychology in Schools. Educational Psychology Handbook Series*. 2nd ed. Routledge/Taylor & Francis Group; 2014:82–98.
9. Comer JP. *School Power: Implications of an Intervention Project*. Free Press; 1995.
10. Cohen J, McCabe EM, Michelli NM, Pickeral T. School climate: research, policy, practice, and teacher education. *Teach Coll Rec*. 2009;111:180–213. doi:10.1177/016146810911100108
11. Davis AN, Carlo G, Schwartz SJ, et al. The longitudinal associations between discrimination, depressive symptoms, and prosocial behaviors in U.S. latino/a recent immigrant adolescents. *J Youth Adolescence*. 2016;45(3):457–470. doi:10.1007/s10964-015-0394-x
12. National School Climate Council. The school climate challenge: narrowing the gap between school climate research and school climate policy; 2007. Available from: <http://www.ecs.org/school-climate>. Accessed October 5, 2022.
13. Thapa A, Cohen J, Guffey S, Higgins-D'Alessandro A. A review of school climate research. *Rev Educ Res*. 2013;83:357–385. doi:10.3102/0034654313483907
14. Roeser RW, Eccles JS, Sameroff AJ. School as a context of early adolescents' academic and social-emotional development: a summary of research findings. *Elem Sch J*. 2000;100:443–471. doi:10.1086/499650
15. Colarossi LG, Eccles JS. Differential effects of support providers on adolescents' mental health. *Soc Work Res*. 2003;27:19–30. doi:10.1093/swr/27.1.19

16. Loukas A, Suzuki R, Horton KD. Examining school connectedness as a mediator of school climate effects. *J Adolesc Res.* 2006;16:491–502. doi:10.1111/j.1532-7795.2006.00504.x
17. Way N, Reddy R, Rhodes J. Students' perceptions of school climate during the middle school years: associations with trajectories of psychological and behavioral adjustment. *Am J Community Psychol.* 2007;40:194–213. doi:10.1007/s10464-007-9143-y
18. Jia Y, Ling G, Chen X, et al. The influence of student perceptions of school climate on socioemotional and academic adjustment: a comparison of Chinese and American adolescents. *Child Dev.* 2009;80(5):1514–1530. doi:10.1111/j.1467-8624.2009.01348.x
19. Bronfenbrenner U. *The Ecology of Human Development: Experiments by Nature and Design.* Harvard University Press; 1979.
20. Atkins MS, Hoagwood KE, Kutash K, Seidman E. Toward the integration of education and mental health in schools. *Adm Policy Ment Health Ment Health Serv Res.* 2010;37:40–47. doi:10.1007/s10488-010-0299-7
21. Bandura A. *Social Foundations of Thought and Action: A Social Cognitive Theory.* Prentice-Hall, Inc; 1986:xiii, 617.
22. Bandura A. *Self-Efficacy: The Exercise of Control.* W H Freeman/Times Books/ Henry Holt & Co; 1997:ix, 604.
23. Schunk DH, Pintrich PR, Meece JL. *Motivation in Education: Theory, Research, and Applications.* 3rd ed. Pearson/Merrill Prentice Hall; 2008.
24. Clary EG, Snyder M. A functional analysis of altruism and prosocial behavior: the case of volunteerism. In: *Prosocial Behavior: Review of Personality and Social Psychology.* Vol. 12. Sage Publications, Inc; 1991:119–148.
25. Wang MT, Degol JL. School climate: a review of the construct, measurement, and impact on student outcomes. *Educ Psychol Rev.* 2016;28(2):315–352. doi:10.1007/s10648-015-9319-1
26. Luo H, Liu Q, Yu C, Parental Warmth NY. Gratitude, and prosocial behavior among Chinese adolescents: the moderating effect of school climate. *Int J Environ Res Public Health.* 2021;18(13):7033. doi:10.3390/ijerph18137033
27. Manzano-Sánchez D, Gómez-Mármol A, Valero-Valenzuela A, Jiménez-Parra JF. School climate and responsibility as predictors of antisocial and prosocial behaviors and violence: a study towards self-determination theory. *Behav Sci.* 2021;11(3):36. doi:10.3390/bs11030036
28. Luengo Kanacri BP, Eisenberg N, Thartori E, et al. Longitudinal relations among positivity, perceived positive school climate, and prosocial behavior in Colombian adolescents. *Child Dev.* 2017;88(4):1100–1114. doi:10.1111/cdev.12863
29. Evans CBR, Smokowski PR. Prosocial bystander behavior in bullying dynamics: assessing the impact of social capital. *J Youth Adolesc.* 2015;44:2289–2307. doi:10.1007/s10964-015-0338-5
30. Jiménez TI, Estévez E. School aggression in adolescence: examining the role of individual, family and school variables. *Int J Clin Health Psychol.* 2017;17:251–260. doi:10.1016/j.ijchp.2017.07.002
31. Peterson C, Seligman MEP. *Character Strengths and Virtues: A Handbook and Classification.* Oxford University Press; 2004:xiv, 800.
32. Mikulincer M, Shaver PR. *An Attachment Perspective on Prosocial Attitudes and Behavior.* Oxford University Press; 2014; doi:10.1093/oxfordhb/9780195399813.013.010
33. Bowlby J. *Attachment and Loss: Attachment.* Basic Books; 1969.
34. Pianta RC, Hamre BK. Conceptualization, measurement, and improvement of classroom processes: standardized observation can leverage capacity. *Educ Res.* 2009;38:109–119. doi:10.3102/0013189X09323274
35. McCullough ME, Kilpatrick SD, Emmons RA, Larson DB. Is gratitude a moral affect? *Psychol Bull.* 2001;127:249–266. doi:10.1037/0033-2909.127.2.249
36. Ma LK, Tunney RJ, Ferguson E. Does gratitude enhance prosociality?: a meta-analytic review. *Psychol Bull.* 2017;143:601–635. doi:10.1037/bul0000103
37. Bono G, Froh JJ, Disabato D, Blalock D, McKnight P, Bausert S. Gratitude's role in adolescent antisocial and prosocial behavior: a 4-year longitudinal investigation. *J Posit Psychol.* 2019;14(2):230–243. doi:10.1080/17439760.2017.1402078
38. Cole DA, Maxwell SE. Testing mediational models with longitudinal data: questions and tips in the use of structural equation modeling. *J Abnorm Psychol.* 2003;112:558–577. doi:10.1037/0021-843X.112.4.558
39. Schoemann AM, Boulton AJ, Short SD. Determining power and sample size for simple and complex mediation models. *Soc Psychol Personal Sci.* 2017;8(4):379–386. doi:10.1177/1948550617715068
40. Pavin Ivanec T, Čorkalo Biruški D, Pehar L. Effects of intergroup contact norms and school climate on youth self-reported outgroup prosocial behaviour in school. *Curr Psychol.* 2021;1–13. doi:10.1007/s12144-021-01714-7
41. McCullough ME, Emmons RA, Tsang JA. The grateful disposition: a conceptual and empirical topography. *J Pers Soc Psychol.* 2002;82:112–127. doi:10.1037/0022-3514.82.1.112
42. Wei C, Wu H, Kong X, Wang H. Revision of gratitude questionnaire-6 in Chinese adolescent and its validity and reliability. *Chin J Sch Health.* 2011;32(10):1201–1202. doi:10.16835/j.cnki.1000-9817.2011.10.016
43. Kou Y, Hong H, Tan C, Li Lei. Revisioning prosocial tendencies measure for adolescent. *Dev Psychol Edu.* 2007;2007(1):112–117.
44. Carlo G, Randall BA. The development of a measure of prosocial behaviors for late adolescents. *J Youth Adolesc.* 2002;31:31–44. doi:10.1023/A:1014033032440
45. Kline RB. *Principles and Practice of Structural Equation Modeling.* 4th ed. Guilford Press; 2016:xvii, 534.
46. West SG, Finch JF, Curran PJ. Structural equation models with nonnormal variables: problems and remedies. In: *Structural Equation Modeling: Concepts, Issues, and Applications.* Sage Publications, Inc; 1995:56–75.
47. Muthen L, Muthen B. *Mplus User's Guide* Eighth Edition . Los Angeles, CA: Muthen & Muthen; 1998-2017.
48. Podsakoff PM, MacKenzie SB, Lee JY, Podsakoff NP. Common method biases in behavioral research: a critical review of the literature and recommended remedies. *J Appl Psychol.* 2003;88:879–903. doi:10.1037/0021-9010.88.5.879
49. Maxwell SE, Cole DA. Bias in cross-sectional analyses of longitudinal mediation. *Psychol Methods.* 2007;12:23–44. doi:10.1037/1082-989X.12.1.23
50. Cialdini RB, Kenrick DT, Baumann DJ. Effects of Mood on Prosocial Behavior in Children and Adults. In: Eisenberg N editor. *The Development of Prosocial Behavior.* Developmental Psychology. Academic Press; 1982:339–359. doi:10.1016/B978-0-12-234980-5.50018-3
51. Fiske AP. The cultural relativity of selfish individualism: anthropological evidence that humans are inherently sociable. In: *Prosocial Behavior: Review of Personality and Social Psychology.* Vol. 12. Sage Publications, Inc; 1991:176–214.
52. Feygina I, Henry PJ. Culture and prosocial behavior. In: *The Oxford Handbook of Prosocial Behavior.* Oxford Library of Psychology. Oxford University Press; 2015:188–208. doi:10.1093/oxfordhb/9780195399813.013.009

53. Emmons RA, Shelton CM. Gratitude and the science of positive psychology. In: *Handbook of Positive Psychology*. Oxford University Press; 2002:459–471.
54. Huston AC, Bentley AC. Human Development in Societal Context. *Ann Rev Psychol*. 2010;61(1):411–437. doi:10.1146/annurev.psych.093008.100442
55. Bono G, Froh JJ, Forreth R. Gratitude in school: benefits to students and schools. In: *Handbook of Positive Psychology in Schools. Educational Psychology Handbook Series*. 2nd ed. Routledge/Taylor & Francis Group; 2014:67–81.
56. Grant AM, Gino F. A little thanks goes a long way: explaining why gratitude expressions motivate prosocial behavior. *J Pers Soc Psychol*. 2010;98(6):946–955. doi:10.1037/a0017935
57. Lampridis E, Papastilianou D. Prosocial behavioural tendencies and orientation towards individualism–collectivism of Greek young adults. *Int J Adolesc Youth*. 2017;22(3):268–282. doi:10.1080/02673843.2014.890114
58. Kee YH, Tsai YM, Chen LH. Relationships between being traditional and sense of gratitude among Taiwanese high school athletes. *Psychol Rep*. 2008;102:920–926. doi:10.2466/PR0.102.3.920-926
59. Krauss S, Orth U, Robins RW. Family environment and self-esteem development: a longitudinal study from age 10 to 16. *J Pers Soc Psychol*. 2020;119(2):457–478. doi:10.1037/pspp0000263
60. Adachi P, Willoughby T. Interpreting effect sizes when controlling for stability effects in longitudinal autoregressive models: implications for psychological science. *Eur J Dev Psychol*. 2015;12:116–128. doi:10.1080/17405629.2014.963549
61. Cohen J. *A Power Primer*. American Psychological Association; 2016:284. doi:10.1037/14805-018
62. Jose PE. The Merits of Using Longitudinal Mediation. *Educ Psychol*. 2016;51(3–4):331–341. doi:10.1080/00461520.2016.1207175
63. Finkel SE. *Causal Analysis with Panel Data*. Sage Publications, Inc; 1995:vi, 98. doi:10.4135/9781412983594
64. Gollob HF, Reichardt CS. Taking account of time lags in causal models. *Child Dev*. 1987;58:80–92. doi:10.2307/1130293
65. Little TD, Preacher KJ, Selig JP, Card NA. New developments in latent variable panel analyses of longitudinal data. *Int J Behav Dev*. 2007;31:357–365. doi:10.1177/0165025407077757
66. Silke C, Brady B, Boylan C, Dolan P. Factors influencing the development of empathy and pro-social behaviour among adolescents: a systematic review. *Child Youth Serv Rev*. 2018;94:421–436. doi:10.1016/j.chilyouth.2018.07.027
67. Manzano-Sánchez D, Valero-Valenzuela A. Implementation of a model-based programme to promote personal and social responsibility and its effects on motivation, prosocial behaviours, violence and classroom climate in primary and secondary education. *Int J Environ Res Public Health*. 2019;16(21):4259. doi:10.3390/ijerph16214259
68. Carreres-Ponsoda F, Escartí A, Jimenez-Olmedo JM, Cortell-Tormo JM. Effects of a teaching personal and social responsibility model intervention in competitive youth sport. *Front Psychol*. 2021;12. doi:10.3389/fpsyg.2021.624018
69. Hellison DR. *Teaching Personal and Social Responsibility Through Physical Activity*. Human Kinetics; 2011.
70. Davis DE, Choe E, Meyers J, et al. Thankful for the little things: a meta-analysis of gratitude interventions. *J Couns Psychol*. 2016;63:20–31. doi:10.1037/cou0000107
71. Bono G, Mangan S, Fauteux M, Sender J. A new approach to gratitude interventions in high schools that supports student wellbeing. *J Posit Psychol*. 2020;15(5):657–665. doi:10.1080/17439760.2020.1789712
72. Kloos N, Austin J, Van 't klooster JW, Drossaert C, Bohlmeijer E. Appreciating the good things in life during the covid-19 pandemic: a randomized controlled trial and evaluation of a gratitude app. *J Happiness Stud*. 2022;23(8):4001–4025. doi:10.1007/s10902-022-00586-3

Psychology Research and Behavior Management

Dovepress

Publish your work in this journal

Psychology Research and Behavior Management is an international, peer-reviewed, open access journal focusing on the science of psychology and its application in behavior management to develop improved outcomes in the clinical, educational, sports and business arenas. Specific topics covered in the journal include: Neuroscience, memory and decision making; Behavior modification and management; Clinical applications; Business and sports performance management; Social and developmental studies; Animal studies. The manuscript management system is completely online and includes a very quick and fair peer-review system, which is all easy to use. Visit <http://www.dovepress.com/testimonials.php> to read real quotes from published authors.

Submit your manuscript here: <https://www.dovepress.com/psychology-research-and-behavior-management-journal>