

EDGE ARTICLE

Cite this: *Chem. Sci.*, 2024, 15, 2118

All publication charges for this article have been paid for by the Royal Society of Chemistry

Received 22nd November 2023

Accepted 25th December 2023

DOI: 10.1039/d3sc06240f

rsc.li/chemical-science

Redox stabilization of Am(v) in a biphasic extraction system boosts americium/lanthanides separation efficiency†

Xue Dong, Huaixin Hao,  Jing Chen, Zhipeng Wang* and Chao Xu *

Americium (Am) is a key radioactive element in consideration in nuclear waste treatment. Separation of Am from the fission products, lanthanides, is a prerequisite to minimize the hazardous impact of Am and make utilization of rare Am isotopes, but it represents a great challenge due to the chemical similarity between the two groups of elements. Herein, we realize the separation by first oxidizing Am(III) to high valent Am(VI) and then converting it to Am(V) *in situ* in a biphasic extraction system with Bi(V) oxidant incorporated in an organic phase. Am(V) is highly stabilized during the separation process and this leads to record high Ln/Am separation factors ($>10^5$) in a single contact over a wide range of acidities.

The development of nuclear energy generates a large amount of used nuclear fuel containing U, Np, Pu, Am, Cm and a variety of fission products. This highly radioactive and chemically diverse mixture represents about one third of the elements in the periodic table and must be properly managed and processed to reduce its hazardous impact as well as to recover the useful resources. Americium, a long-lived α -emitter and one of the greatest contributors to the radiotoxicity in used nuclear fuel waste, is suggested to be recovered from the waste and then undergo transmutation to minimize its long-term radiotoxicity in advanced nuclear fuel cycles.^{1–3} Unfortunately, the coexistence of lanthanides (Ln), which represent about 40% of the mass of all fission products, has proven to be problematic for Am recovery and transmutation because these lanthanides bear high neutron capture cross-sections and would compete with Am for neutrons in the transmutation process. Separation of Am from lanthanides is thus a prerequisite for Am transmutation. However, this separation task remains a great challenge due to the chemical similarity between Am and lanthanides.^{4–6}

Previous efforts to separate Am from lanthanides have relied mainly on the design and use of ligands bearing softer N and S donor atoms, which exhibit higher chemical affinity to relatively softer Am(III) than to harder Ln(III) in solvent extraction.^{5–13} This separation approach has been widely demonstrated but it still encounters obstacles such as slow kinetics, ligand instability, and narrow operation acidities.^{5,6,14} Another less-explored approach to realize the separation is to take advantage of the different redox properties between Am and lanthanides. While

Am(III) in aqueous solution can be oxidized to high valent americium forms Am(V) and Am(VI) under highly oxidizing conditions, the lanthanides remain as spherical Ln(III) or Ln(VI) ions. The significant difference between the linear americium ion and the spherical Ln ion in terms of both steric configuration and charge density offers a great opportunity for efficient separation.^{15–20} The greatest challenge here is how to stabilize the high valent Am during the separation process. In most previous studies, the contact of americium ions with organic reagents used for separation led to fast reduction of these high valent Am ions, causing significant deterioration in Am/Ln separation efficiency.^{21–26}

Recently, we proved that the incorporation of oxidative Bi(V) species in an organic solvent containing TODGA (*N,N,N',N'*-tetraoctyl diglycolamide) would greatly overcome the reduction issue by oxidizing Am(III) to Am(V) in the organic solvent and result in efficient separation of Am from lanthanides and curium (Cm).^{27,28} High Ln/Am separation factors have been maintained for a few hours during the extraction and then decreased gradually. We attribute the decrease in Ln/Am separation factors to the persistent consumption of Bi(V) by Am(III) and other reducing products in the solution. The consumption of Bi(V) and decrease of Ln/Am separation factors become more significant when relatively high concentrations of Am are present, and this might be problematic when dealing with real waste containing Am at the mM level.²⁷ To slow down the consumption rate of Bi(V) and the reducing rate of Am(V) and thus to improve the applicability of this separation method in dealing with high concentrations of Am, herein we demonstrated a new strategy for more efficient generation and stabilization of Am(V) in a biphasic system by first oxidizing Am(III) to Am(VI) in an aqueous solution and then contacting it with a Bi(V)-incorporating organic solvent. Accordingly, record high

Institute of Nuclear and New Energy Technology, Tsinghua University, 100084, Beijing, China. E-mail: xuchao@tsinghua.edu.cn

† Electronic supplementary information (ESI) available. See DOI: <https://doi.org/10.1039/d3sc06240f>



Ln/Am separation efficiency was achieved over a wide range of acidities.

To prove the feasibility of the proposed strategy, we prepared an Am(VI)/HNO₃ solution by the well-known NaBiO₃ oxidation method^{24–26} and then contacted this solution with the Bi(V)-incorporating TODGA/*n*-dodecane organic solution (Fig. 1a). The variation of absorption spectra of the aqueous phase at different time intervals was monitored to probe the Am speciation change (Fig. 1b). As can be seen, Am(VI) ions (666.0 nm) in the initial HNO₃ solution were quickly reduced to Am(V) (513.6 nm) in 10 s and negligible Am(III) could be observed at 1 min after the biphasic contact. Am(V) accounts for over 99.5% of the total Am in the aqueous phase in 10 s of contact and remains as the dominant Am species over a long time duration (>98% after 3 hours and ~95% after 5 hours of contact, Fig. 1c). Meanwhile, a comparative test following the strategy in our previous work by mixing Am(III)/HNO₃ solution with Bi(V)-incorporating organic solvent was also performed (Fig. 1d).²⁷ The results suggest ~95% of Am(III) was converted to Am(V) in 10 s of contact and this portion value dropped to ~92% and <70% after 3 and 5 hours of contact, respectively (Fig. 1e and f). Obviously, the new strategy is much more efficient in generating and stabilizing Am(V) than the previous one.

The highly efficient generation and stabilization of Am(V) in this system can be explained by examining the reduction process of Am(VI) and the oxidation process of Am(III). First, Am(VI) is very unstable in the case of contacting with organic

reagents.^{24–26,29} When we contacted an Am(VI)/HNO₃ aqueous solution with a TODGA/*n*-dodecane organic solution, the absorption bands of Am(VI) at 666.0 nm disappeared rapidly and the absorption bands of Am(V) at 513.4 nm emerged concurrently in the aqueous phase, meanwhile the absorption bands of Am(III) at 506.6 nm appeared gradually in the organic phase (Fig. S1†). This observation suggests Am(V) can be generated from the reduction of Am(VI). On the other hand, in our previous work we have demonstrated that Am(III) in the aqueous phase can be oxidized efficiently to Am(V) by contacting with a Bi(V)-incorporating TODGA/*n*-dodecane organic solution.²⁷ Furthermore, when we contact an Am(VI)/HNO₃ aqueous solution with a Bi(V)-incorporating TODGA/*n*-dodecane organic solution, the interplay of Am(VI) reduction and Am(III) oxidization leads to fast and quantitative generation of Am(V) and this can be illustrated by Scheme 1. In brief, Am(VI) will be reduced to Am(V) and Am(III) in the biphasic system, but any Am(III) will be extracted by TODGA and oxidized to Am(V) by Bi(V) in the organic phase immediately and then Am(V) will transfer back to the aqueous phase. Apparently, much less Bi(V) will be consumed by starting with Am(VI) solution than with Am(III) solution, thereby enhancing the stability of Am(V) over a long duration.

On the basis of quantitative generation and superior stabilization of Am(V) using Am(VI) as the starting species, highly efficient separation of Am from the lanthanides has been achieved through biphasic extraction. As shown in Fig. 2, when we

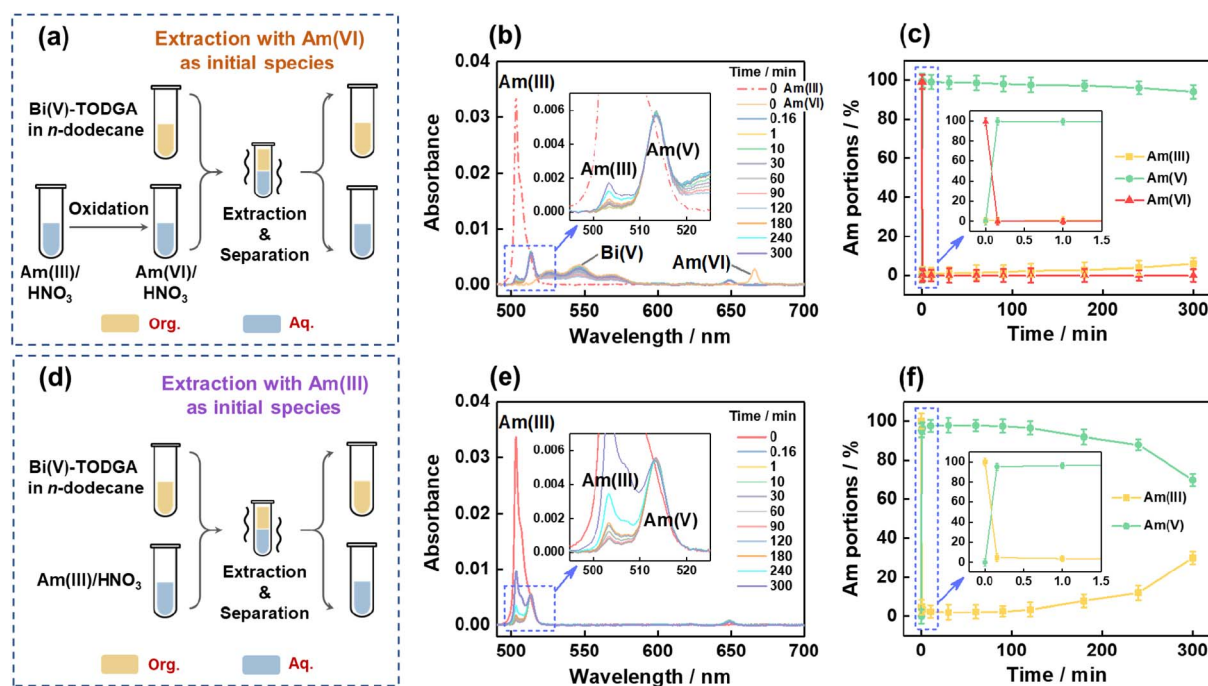
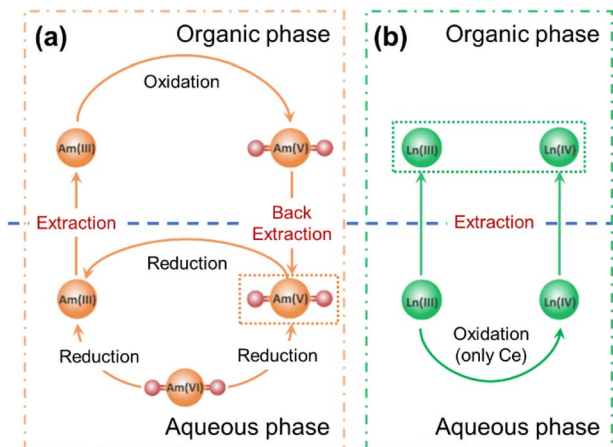


Fig. 1 Comparison of Am(V) formation through two different paths. (a) The scheme for generation of Am(V) in a biphasic system with Am(VI) as the initial Am species. (b) Variation of absorption spectra and (c) time-dependent change of portions of Am in different oxidation states in the nitric acid aqueous solution after mixing Am(VI)/HNO₃ with the Bi(V)-incorporating TODGA/*n*-dodecane organic solution. (d–f) Corresponding scheme and results with Am(III) as the initial Am species. The portions were estimated and calculated from the absorbance of characteristic absorption bands of Am(III), Am(V) and Am(VI). TODGA concentration in the organic solution (Org.): 0.1 M. Initial aqueous solution contained 0.1 mM ²⁴¹Am and 3.0 M HNO₃.



Scheme 1 (a) The dynamic $\text{Am}^{\text{VI}}/\text{Am}^{\text{V}}/\text{Am}^{\text{III}}$ conversion for the generation and stabilization of Am^{V} with Am^{VI} as initial species in the biphasic system. (b) The reactions of Ln in the same system (note: only Ce could be oxidized from state III to IV in this system). The organic phase was pre-loaded with Bi^{V} . The species in the thick dashed frame represent the final species in the system after equilibrium.

contacted an aqueous solution containing $^{241}\text{Am}^{\text{VI}}$ and $^{152,154}\text{Eu}^{\text{III}}$ with a Bi^{V} -incorporating TODGA/*n*-dodecane organic solution, ^{241}Am stayed exclusively in the aqueous phase while $^{152,154}\text{Eu}$ were extracted into the organic phase. Record high separation factors of Eu and Am ($\text{SF}_{\text{Eu}/\text{Am}}$) of $>10^5$ can be well maintained for over 4 hours and the value is more than 10^3 even after 12 hours (Fig. 2a). In contrast, if we started the

extraction with Am^{III} using our previous strategy, both the separation factors and stability are apparently less superior (Fig. 2b). These results are well consistent with the observations in spectral analysis (Fig. 1). Moreover, high $\text{SF}_{\text{Eu}/\text{Am}}$ values ($>10^4$) could be obtained over a wide range of acidity from 1.0 to 14.0 M HNO_3 (Fig. 2c), proving the ability of this separation strategy to deal with real nuclear waste usually of high acidity.³⁰ To further assess the applicability of the present separation strategy in practical radioactive waste treatment, we performed a test for the separation of simulated Am/Ln waste containing 1.0 mM ^{241}Am that is comparable to the concentration of Am in real waste and a variety of lanthanides (La, Ce, Pr, Nd, Sm, Eu and Gd). As shown in Fig. 2d, all the lanthanides were well separated from Am, and an unprecedented $\text{SF}_{\text{Eu}/\text{Am}}$ value of 2.59×10^5 and $\text{SF}_{\text{Ce}/\text{Am}}$ value over 1.0×10^6 through a single contact were obtained. It should be noted that during the reviewing of this work two anonymous reviewers raised an issue on the final purification of Am, since quite a portion of Bi will coexist in the aqueous phase with Am after Am/Ln separation. Considering both Am and Bi will eventually exist in the thermodynamically stable trivalent states, we expect $\text{Am}^{\text{III}}/\text{Bi}^{\text{III}}$ separation can be well achieved by selective extraction using ligands such as tributyl phosphate (TBP) or NTAamide, both of which show much higher affinity to Bi^{III} than to Am^{III} .^{31–33}

In conclusion, by exploiting the unique properties of Am^{VI} reduction and Am^{III} oxidation in a deliberately designed biphasic extraction system with Bi^{V} incorporated in the organic phase, Am^{V} was efficiently generated, stabilized, and separated from lanthanides with record high efficiency. The findings from this work not only provide an extremely efficient Am/Ln separation method to support the advanced nuclear fuel cycle, but also enrich our understanding of the less-explored redox chemistry of the highly radioactive element Am.

Data availability

Additional data supporting this article have been uploaded as part of the ESI.†

Author contributions

Z. W. and C. X. conceived the experiments, supervised the studies and wrote the manuscript. J. C. participated in the discussion. X. D. and Z. W. executed the experiments, and collected and analyzed the data. H. H. assisted in the radiological experiments.

Conflicts of interest

There are no conflicts to declare.

Acknowledgements

C. X. is thankful for the financial support from the National Natural Science Foundation of China (22325603) and Beijing Natural Science Foundation (JQ20041). Z. W. is thankful for the

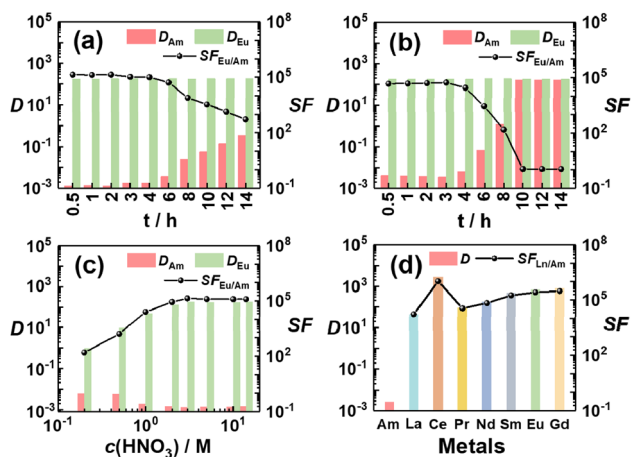


Fig. 2 Separation results of ^{241}Am and Ln. Effect of contact time with (a) Am^{VI} or (b) Am^{III} as the starting species. (c) Effect of HNO_3 concentration. (d) Separation of simulated Am/Ln waste. Initial organic phase: (a–c) 0.1 M TODGA in Bi^{V} -incorporating *n*-dodecane; (d) 0.5 M TODGA in Bi^{V} -incorporating *n*-dodecane. Initial aqueous phase: trace amount of pre-oxidized ^{241}Am ($\sim 10^{-8}$ M) and $^{152,154}\text{Eu}$ ($\sim 10^{-9}$ M) in (a) 3.0 M HNO_3 or (c) different concentrations of HNO_3 ; (b) trace amount of ^{241}Am ($\sim 10^{-8}$ M) and $^{152,154}\text{Eu}$ ($\sim 10^{-9}$ M) in 3.0 M HNO_3 ; (d) pre-oxidized simulated Am/Ln waste solution containing 1.0 mM ^{241}Am and \sim mM level of Ln (Ln = La, Ce, Pr, Nd, Sm, Eu, Gd) in 3.0 M HNO_3 (see Table S1† for detailed composition). Contact time for (c) and (d) is 1 min.

financial support from the National Natural Science Foundation of China (22006090 and 22376116).

References

- 1 R. A. Wigeland, T. H. Bauer, T. H. Fanning and E. E. Morris, Separations and transmutation criteria to improve utilization of a geologic repository, *Nucl. Technol.*, 2006, **154**, 95–106.
- 2 M. Salvatores and G. Palmiotti, Radioactive waste partitioning and transmutation within advanced fuel cycles: achievements and challenges, *Prog. Part. Nucl. Phys.*, 2011, **66**, 144–166.
- 3 Y. A. Kazansky and M. I. Romanov, Transmuting minor actinides with thermal reactor neutrons, *Nucl. Energy Technol.*, 2015, **1**, 208–212.
- 4 R. Malmbeck, C. Nourry, M. Ougier, P. Souček, J. Glatz, T. Kato and T. Koyama, Advanced fuel cycle options, *Energy Procedia*, 2011, **7**, 93–102.
- 5 P. J. Panak and A. Geist, Complexation and extraction of trivalent actinides and lanthanides by triazinylpyridine N-donor ligands, *Chem. Rev.*, 2013, **113**, 1199–1236.
- 6 A. Leoncini, J. Huskens and W. Verboom, Ligands for f-element extraction used in the nuclear fuel cycle, *Chem. Soc. Rev.*, 2017, **46**, 7229–7273.
- 7 F. W. Lewis, L. M. Harwood, M. J. Hudson, A. Geist, V. N. Kozhevnikov, P. Distler and J. John, Hydrophilic sulfonated bis-1, 2, 4-triazine ligands are highly effective reagents for separating actinides(III) from lanthanides(III) via selective formation of aqueous actinide complexes, *Chem. Sci.*, 2015, **6**, 4812–4821.
- 8 F. W. Lewis, L. M. Harwood, M. J. Hudson, M. G. B. Drew, J. F. Desreux, G. Vidick, N. Bouslimani, G. Modolo, A. Wilden, M. Sypula, T. H. Vu and J. P. Simonin, Highly efficient separation of actinides from lanthanides by a phenanthroline-derived bis-triazine ligand, *J. Am. Chem. Soc.*, 2011, **133**, 13093–13102.
- 9 M. P. Jensen and A. H. Bond, Comparison of covalency in the complexes of trivalent actinide and lanthanide cations, *J. Am. Chem. Soc.*, 2002, **124**, 9870–9877.
- 10 A. Bhattacharyya and P. K. Mohapatra, Separation of trivalent actinides and lanthanides using various ‘N’, ‘S’ and mixed ‘N,O’ donor ligands: a review, *Radiochim. Acta*, 2019, **107**, 931–949.
- 11 Y. Y. Liu, Y. Kang, M. J. Bao, H. Cao, C. Q. Weng, X. Dong, H. X. Hao, X. Y. Tang, J. Chen, L. Wang and C. Xu, Hydroxyl-group functionalized phenanthroline diimides as efficient masking agents for Am(III)/Eu(III) separation under harsh conditions, *J. Hazard. Mater.*, 2024, **462**, 132756.
- 12 P. Ren, P. W. Huang, X. F. Yang, Y. Zou, W. Q. Tao, S. L. Yang, Q. Y. Wu, L. Y. Yuan, Z. F. Chai and W. Q. Shi, Hydrophilic sulfonated 2,9-diamide-1,10-phenanthroline endowed with highly effective ligand for separation americium(III) from europium(III): extraction, spectroscopy, and DFT calculations, *Inorg. Chem.*, 2021, **60**, 357–365.
- 13 D. S. Tian, Y. Y. Liu, Y. Kang, Y. Zhao, P. C. Li, C. Xu and L. Wang, A simple yet efficient hydrophilic phenanthroline-based ligand for selective Am(III) separation under high acidity, *ACS Cent. Sci.*, 2023, **9**, 1642–1649.
- 14 I. Lehman-Andino, J. Su, K. E. Papathanasiou, T. M. Eaton, J. W. Jian, D. Dan, T. E. Albrecht-Schmitt, C. J. Dares, E. R. Batista, P. Yang, J. K. Gibson and K. Kavallieratos, Soft-donor dipicolinamide derivatives for selective actinide(III)/lanthanide(III) separation: the role of S- vs. O-donor sites, *Chem. Commun.*, 2019, **55**, 2441–2444.
- 15 W. H. Runde and B. J. Mincher, Higher oxidation states of americium: preparation, characterization and use for separations, *Chem. Rev.*, 2011, **111**, 5723–5741.
- 16 C. J. Dares, A. M. Lapedes, B. J. Mincher and T. J. Meyer, Electrochemical oxidation of ²⁴³Am(III) in nitric acid by a terpyridyl-derivatized electrode, *Science*, 2015, **350**, 652–655.
- 17 M. J. Lopez, M. V. Sheridan, J. R. McLachlan, T. S. Grimes and C. J. Dares, Electrochemical oxidation of trivalent americium using a dipyrzinylypyridine modified ITO electrode, *Chem. Commun.*, 2019, **55**, 4035–4038.
- 18 H. L. Zhang, A. Li, K. Li, Z. P. Wang, X. C. Xu, Y. X. Wang, M. V. Sheridan, H. S. Hu, C. Xu, E. V. Alekseev, Z. Y. Zhang, P. Yan, K. C. Cao, Z. F. Chai, T. E. Albrecht-Schmitt and S. A. Wang, Ultrafiltration separation of Am(VI)-polyoxometalate from lanthanides, *Nature*, 2023, **616**, 482–487.
- 19 S. Matsuda, K. Yokoyama, T. Yaita, T. Kobayashi, Y. Kaneta, M. Simonnet, T. Sekiguchi, M. Honda, K. Shimojo, R. Doi and N. Nakashima, Marking actinides for separation: resonance-enhanced multiphoton charge transfer in actinide complexes, *Sci. Adv.*, 2022, **8**, eabn1991.
- 20 M. V. Sheridan, J. R. Gonzalez-Moya, J. R. McLachlan, T. S. Grimes and C. J. Dares, Photocatalytic conversion of Am(III) to Am(VI) using a TiO₂ electrode, *ACS Appl. Energy Mater.*, 2021, **4**, 11854–11857.
- 21 M. Kamoshida, T. Fukasawa and F. Kawamura, Valence control and solvent extraction of americium in the presence of ammonium phosphotungstate, *J. Nucl. Sci. Technol.*, 1998, **35**, 185–189.
- 22 M. Kamoshida and T. Fukasawa, Solvent extraction of americium(VI) by tri-n-butyl phosphate, *J. Nucl. Sci. Technol.*, 1996, **33**, 403–408.
- 23 Y. Koma, A. Aoshima, M. Kamoshida and A. Sasahira, Extraction of Am(VI) from nitric acid solution containing phosphate anion by TBP, *J. Nucl. Sci. Technol.*, 2002, **39**, 317–320.
- 24 B. J. Mincher, L. R. Martin and N. C. Schmitt, Tributylphosphate extraction behavior of bismuthate-oxidized americium, *Inorg. Chem.*, 2008, **47**, 6984–6989.
- 25 L. Martin, B. Mincher and N. Schmitt, Extraction of americium(VI) by a neutral phosphonate ligand, *J. Radioanal. Nucl. Chem.*, 2009, **282**, 523–526.
- 26 B. J. Mincher, L. R. Martin and N. C. Schmitt, Diamylamylphosphonate solvent extraction of Am(VI) from nuclear fuel raffinate simulant solution, *Solvent Extr. Ion Exch.*, 2012, **30**, 445–456.

- 27 Z. P. Wang, J. B. Lu, X. Dong, Q. Yan, X. G. Feng, H. S. Hu, S. A. Wang, J. Chen, J. Li and C. Xu, Ultra-efficient americium/lanthanide separation through oxidation state control, *J. Am. Chem. Soc.*, 2022, **144**, 6383–6389.
- 28 Z. P. Wang, X. Dong, Q. Yan, J. Chen and C. Xu, Separation of americium from curium through oxidation state control with record efficiency, *Anal. Chem.*, 2022, **94**, 7743–7746.
- 29 G. P. Horne, T. S. Grimes, W. F. Bauer, C. J. Dares, S. M. Pimblott, S. P. Mezyk and B. J. Mincher, Effect of ionizing radiation on the redox chemistry of penta- and hexavalent americium, *Inorg. Chem.*, 2019, **58**, 8551–8559.
- 30 D. Magnusson, B. Christiansen, J. P. Glatz, R. Malmbeck, G. Modolo, D. Serrano-Purroy and C. Sorel, Demonstration of a TODGA based extraction process for the partitioning of minor actinides from a PUREX raffinate: part III: centrifugal contactor run using genuine fuel solution, *Solvent Extr. Ion Exch.*, 2009, **27**, 26–35.
- 31 J. L. Fan, G. Wang, S. Xu, J. L. Zhu, J. Zhang, J. W. Chen, L. Zheng, J. G. Pan, R. L. Wang and Y. Y. Hao, Removal of impurities from bismuth pickling solution using solvent extraction with TBP, *Hydrometallurgy*, 2022, **207**, 105779.
- 32 B. Sreenivasulu, A. Suresh, N. Sivaraman and P. R. Vasudeva Rao, Solvent extraction studies with some fission product elements from nitric acid media employing tri-*iso*-amyl phosphate and tri-*n*-butyl phosphate as extractants, *J. Radioanal. Nucl. Chem.*, 2015, **303**, 2165–2172.
- 33 Y. Sasaki, Y. Tsubata, Y. Kitatsuji, Y. Sugo, N. Shirasu, Y. Morita and T. Kimura, Extraction behavior of metal ions by TODGA, DOODA, MIDOA, and NTAamide extractants from HNO₃ to *n*-dodecane, *Solvent Extr. Ion Exch.*, 2013, **31**, 401–415.