

Review

Carbon-Filled Organic Phase-Change Materials for Thermal Energy Storage: A Review

Guijun Yang, Yoon-Ji Yim, Ji Won Lee, Young-Jung Heo and Soo-Jin Park *

Department of Chemistry, Inha University, 100 Inharo, Incheon 22212, Korea; yanggj91@gmail.com (G.Y.); yj_yim@naver.com (Y.-J.Y.); lj529@naver.com (J.W.L.); heoyj1211@gmail.com (Y.-J.H.)

* Correspondence: sjpark@inha.ac.kr

Received: 15 April 2019; Accepted: 27 May 2019; Published: 29 May 2019



Abstract: Phase-change materials (PCMs) are essential modern materials for storing thermal energy in the form of sensible and latent heat, which play important roles in the efficient use of waste heat and solar energy. In the development of PCM technology, many types of materials have been studied, including inorganic salt and salt hydrates and organic matter such as paraffin and fatty acids. Considerable research has focused on the relationship between the material structure and energy storage properties to understand the heat storage/emission mechanism involved in controlling the energy storage performance of materials. In this study, we review the application of various carbon-filled organic PCMs in the field of heat storage and describe the current state of this research.

Keywords: organic phase change materials; carbon materials; thermal energy storage

1. Introduction

In general, new renewable energy such as solar, marine, and wind energy has stochastic volatility and intermittent and thus places high demands on energy storage technology. In recent years, research related to thermal energy storage by sensible heat and latent heat has increased and now plays a major role in practical applications [1]. Among the many thermal energy storage methods, solid–liquid phase-change materials (PCMs) for melting latent heat are an effective method and have received extensive attention because of their high heat storage density and temperature fluctuation, which is far less than the detectable option [2–4].

Numerous materials have been tested and implemented as PCMs. These materials can be roughly divided into two types: inorganic and organic PCMs [5]. Paraffin wax, which is a widely used organic PCM, is composed of a group of alkane mixtures characterized by subcooling and favorable thermal and chemical stability, in addition, its actual melting point depends on the chain length, the shorter the chain length, the higher the melting point [6]. Paraffin is advantageous for thermal energy storage (TES) applications, as it can be used at low-to-medium temperatures. However, the lower thermal conductivity of paraffin wax can considerably reduce the energy charge and discharge rates. To improve the thermal conductivity of low-thermal conductivity paraffin (or other PCMs), an effective method is to add highly conductive particles [7]. Composite PCMs that incorporate thermally conductive fillers are continually being researched and developed [8,9]. Such fillers have included metallic beads/powders/particles [10–25], carbon fibers [26,27], expanded graphite [28–33], carbon nanofibers (CNFs) [34–37], carbon nanotubes [38–46], and graphene/graphite nanoplatelets [47–53].

Of the various thermally conductive fillers that have been investigated, carbon materials are preferred because of their high thermal conductivity and relatively low density [54–60]. The effects of the addition of various carbon fillers on the thermal conductivity and energy storage properties of organic PCMs have been widely reported, but few studies have directly compared their performance.

The purpose of this study is to present the current status of the field of research related to organic PCMs that incorporate various carbon materials for application of TES. This study outlines several methods for improving the thermal properties of organic PCMs and describes in detail related studies to improve the thermal conductivity of organic PCMs. This study will, thus, help the reader to understand the current technologies, potential problems, and future developmental direction of this research.

2. PCMs

2.1. Definition of PCMs

Solid–liquid PCMs are materials suitable for cold and hot storage and are potential solutions to improve building thermal control because they can store more energy in a latent form than can the typical sensible energy stored by typical building materials [61,62]. Sensible heat storage is the most common method (ΔQ) [63] and can be described by the following Equation (1):

$$\Delta Q = C \Delta T = m c \Delta T \quad (1)$$

where C is the heat capacity, m is the mass of the material, c is the specific heat of the material, and ΔT is the difference between the final and initial temperatures. Different materials have different heat capacities C , which causes sensible heat to be affected by material properties and application temperatures [63]. Latent heat is another means of storing thermal energy. This method utilizes a material phase-change process to store thermal energy as potential energy. Usually, PCMs undergo a volume change of less than 10% during the phase change process [64].

Beyond the phase-change process temperature region, PCMs behave like typical materials and store sensible heat. The two major application areas of PCMs can be described as follows (see Figure 1) [65]. First, temperature control: The PCM can absorb and release thermal energy without significant temperature changes, indicating that PCMs can be used to maintain temperature stability. And second, the temperature change during energy storage and supply is small.

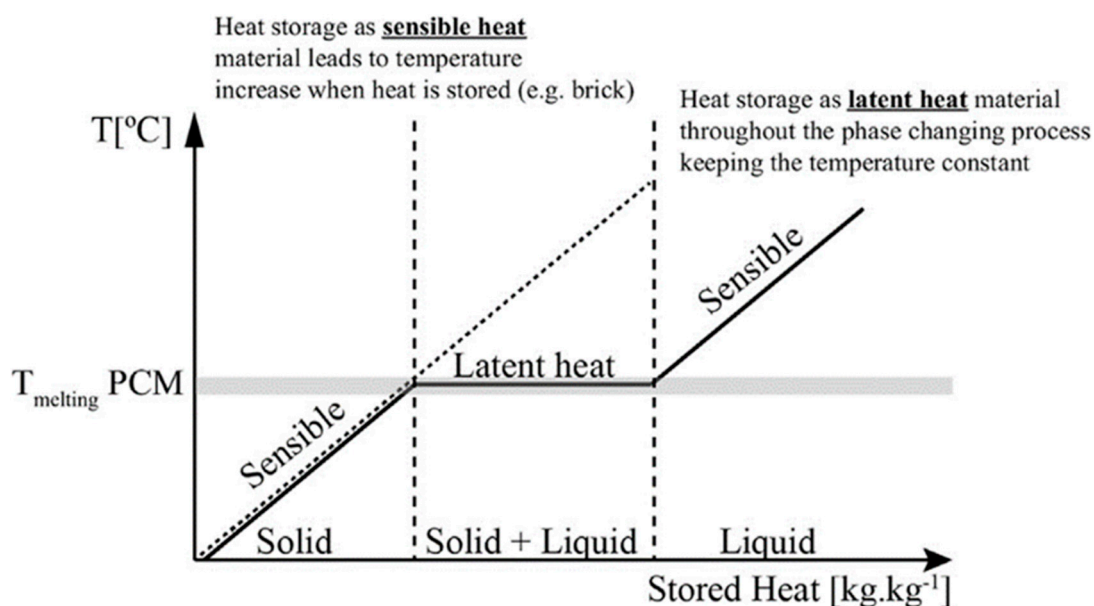


Figure 1. Latent heat storage for the solid–liquid case [65].

As Figure 1 shows, in the case of solid–liquid phase changes, when the temperature rises to the melting temperature of the phase-change material, the PCM remains at a constant temperature and the stored heat increases. The latent heat storage (LHS) of the solid–liquid case maintains a constant temperature during the entire phase-change state of the storage material. When the temperature is

higher or lower than the phase change that occurs in the temperature range, the heat is stored in the form of sensible heat, and the temperature of the material rises. During the endothermic process, the PCM material transforms from a solid to a liquid phase and absorbs energy, and during the exothermic process, the liquid PCMs transform to the solid phase again [66]. The heat of storage in the phase-change process can be calculated from the enthalpy difference (ΔH) between the solid and liquid phases, as shows in the following Equation (2):

$$\Delta Q = \Delta H \tag{2}$$

2.2. Classification of PCMs

Over the last several decades, many studies have been conducted on energy storage materials, including hydrated salts, paraffins, fatty acids, and eutectic mixtures of organic and inorganic compounds (see Figure 2) [67]. According to their composition, energy storage materials are divided into two categories: organic and inorganic. These two categories can be further divided into two subcategories based on eutectic and mixed temperature ranges (see Figure 3) [68–71].

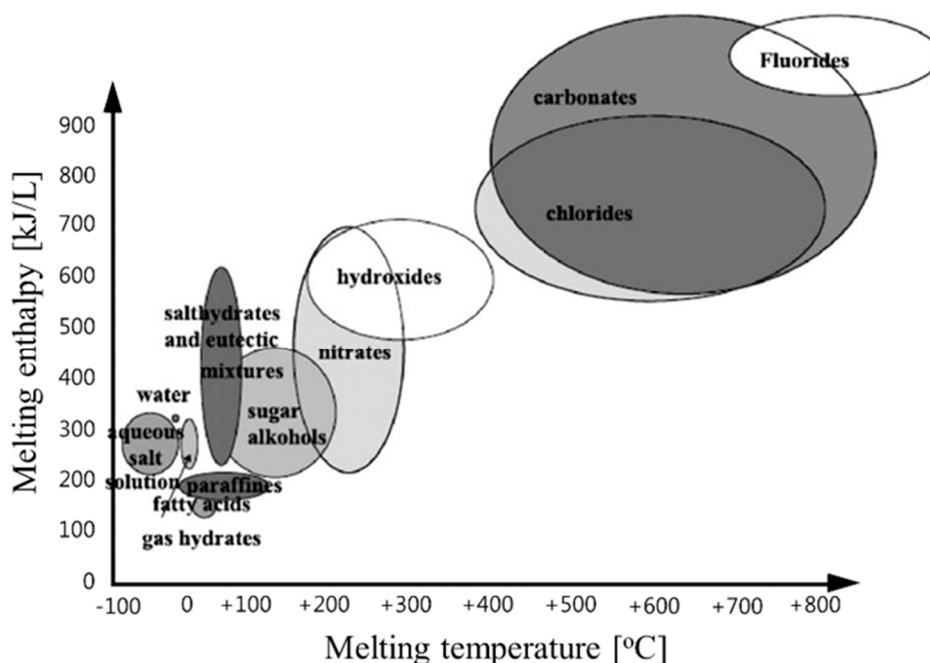


Figure 2. Classes of materials that can be used as thermal storage materials [67].

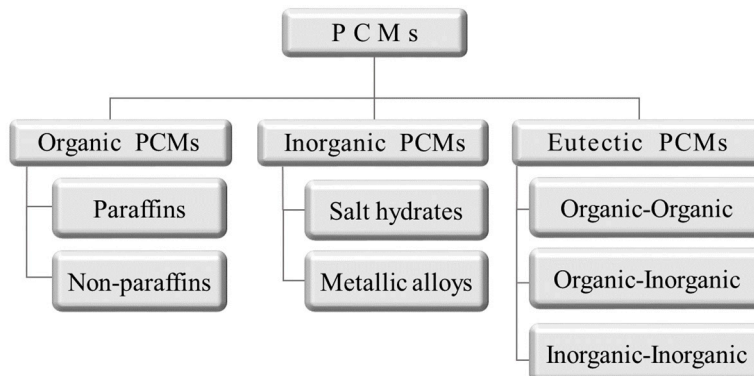


Figure 3. Scheme of phase-change material (PCM) classification [71].

Commonly used PCMs include organic PCMs such as paraffin, fatty acids, and polyethylene glycol (PEG) [72–75]. Commercial paraffins are inexpensive and have considerable storage density (200 kJ/kg or 150 MJ/m³). Their supercooling effect is negligible, and they have stable chemical and physical properties as well as good thermal stability. Phase-change materials with these characteristics can be used in applications under a wide range of temperatures, for example, in the construction sector [5]. However, paraffin has a low thermal conductivity, that is, with an average of 0.2 W/mK, which is much lower than some common organic PCM solutions (0.8 W/mK).

3. Organic PCMs with Carbon Fillers

3.1. Organic PCMs

3.1.1. Paraffin

Paraffin wax has received considerable attention in thermal energy storage because of its good thermal physical properties, including a suitable melting temperature, high latent heat energy, negligible supercooling, and stable chemical and thermal performance [70]. Paraffin wax (C_nH_{2n+2}) generally has a linear, cyclic, or branched structure. The melting point of paraffin wax is between 30 and 90 °C, and its specific melting enthalpies are 180–270 kJ/kg, which is determined by the chain length of the alkane. In general, the melting point of these types of materials increases with increasing average molecular weight, as shown in Table 1 [2,76,77].

Table 1. Thermal physical properties of some paraffin materials.

Materials	Melting Point (°C)	Latent Heat (kJ/kg)
Tetradecane	5.9	258
Pentadecane	9.9	193.9
Hexadecane	18.1	236
Heptadecane	20.8	171
Icosane	36.7	246
Tricosane	47.5	232
Hexacosane	56.3	256
Nonacosane	63.4	240
Dotriacontane	69.5	170
Tetratriacontane	75.9	269

3.1.2. Fatty Acids

Fatty acids (CH₃(CH₂)_{2n}COOH) are renewable PCMs and are considered potential PCMs for heat storage because of their good thermodynamic and kinetic characteristics such as latent heat of fusion, supercooling, thermal and chemical stability, small volume change, and broad melting point range [78]. Unlike paraffins, individual fatty acids have distinct properties, but their melting points and heats of fusion increase moderately as the number of carbon atoms in the fatty acid molecule increases. The melting point of fatty acids ranges from 5 to 70 °C, whereas their latent heats of fusion range from 45 to 210 kJ/kg. Like other organic PCMs, shape-stabilized PCMs increase the likelihood that practical latent heat storage applications can eliminate the obstacles they are experiencing [79]. The thermal physical properties of some saturated fatty acids are shown in Table 2 [2,76,80].

Table 2. Thermal physical properties of some fatty acids.

Materials	Melting Point (°C)	Latent Heat (kJ/kg)
Capric acid	30.1	158
Lauric acid	43.7	210.8
Pentadecanoic acid	52.5	158.6
Myristic acid	52.1	190
Palmitic acid	54.1	183
Stearic acid	64.5	196

3.1.3. Others

Studies have shown that when acetate trihydrate is added to a binary mixture of urea–sodium acetate trihydrate (U–SAT), the melting point of the modified U–SAT can be increased from 32 to 44.5 °C without additives [81]. Kaizawa et al. [82] used different sugars and SAT as PCMs, and their thermophysical properties were studied. In addition, the heat transfer performance between the selected PCM and heat transfer oil was also studied. The results show that erythritol has the highest latent heat of 344 kJ/kg at 117 °C and a high decomposition point of 160 °C. It has good chemical stability under repeated phase-change cycles and is the most suitable PCM for practical systems.

Zhao et al. [83] tested the compatibility of SAT with aluminum alloy and copper for 270 days. The results show that the corrosion effect is negligible; aluminum alloy and copper can be used with the SAT for a long time. Sodium acetate trihydrate modified with 2 wt% disodium hydrogen phosphate dodecacarbonate (DHPD) and 2 wt% carboxymethyl cellulose (CMC) as additives has the best performance in reducing supercooling performance. The results show that the thermal charging rate mainly depends on the thermal power level, and the foamed copper/SAT composite PCM with less thermal conductivity enhancer has better heat storage performance. It can be seen from the heat removal process that the subcooling capacity of the thermal storage unit is still greater than the improved SAT.

Canik and Alkan et al. [84,85] prepared a variety of amide functionalized PCMs by condensing carboxylic acid chloride with hexamethylenediamine. With the increase in C atoms in the carboxyl group, the phase transition temperature and enthalpy of hexamethylene dilauroyl, dimyristoyl, and dipalmitamide increased correspondingly, showing a good thermal storage property and prospects for wide application. Kenar et al. [86] proposed a novel organic PCM with oleate bio-based materials through a carbonate exchange reaction between C10–C18 fatty alcohol and dimethyl carbonate or diethyl carbonate under the action of a catalyst. Currently, oleochemical carbonates have yet to study in detail regarding their applicability as PCMs, but the experimental results show that they have obvious phase transition and good latent heat performance. They represent a promising candidate as a renewable PCM that complement the use of fatty acids, fatty alcohols, and fatty acid esters in energy storage.

3.2. Thermal Properties of Organic PCMs Filled with Carbon Materials

3.2.1. Thermal Properties of Organic PCMs Filled with Carbon Nanotubes

Carbon nanotubes (CNTs) are a lightweight, high-thermal conductivity nanomaterial with broad heat transfer application prospects, which are commonly used as additives to improve the TES of paraffin and soy wax [87]. Phase-change materials were prepared by melting the waxes and mixing them with different content of CNTs. Experimental results show that CNTs can effectively improve the thermal conductivity of PCMs. In addition, to some extent, the thermal conductivity of PCMs increases with the addition of CNTs. Tang et al. [88] reported a method for producing functionalized multi-walled carbon nanotubes (f-MWCNTs) to enhance thermal conductivity and reduce supercooling

of paraffin PCMs. The carboxylation reaction of n-octadecyl-functionalized f-MWCNTs was conducted by simple H_2SO_4 and HNO_3 mixture, and then salt formation reaction with n-octadecylamine was performed to obtain f-MWCNTs; the MWCNTs improved the thermal conductivity of organic PCMs. It was found that f-MWCNTs can be uniformly dispersed in toluene or paraffin matrix because of the presence of long-chain alkanes in f-MWCNTs. In addition, f-MWCNTs as a nuclear distribution promote heterogeneous nucleation and crystallization of paraffin, which reduces the supercooling of paraffin. Fan et al. [89] reported paraffin-based composite PCMs containing short and long multi-walled carbon nanotubes (S-MWCNTs and L-MWCNTs, respectively) and the thermal properties were also investigated. Of the two types of carbon nanotubes, S-MWCNT showed a relatively higher improvement of 63.49% at a loading of 95 wt%. Xu et al. [90] reported PCMs containing Cu- and Cu_2O -decorated MWCNTs. Because of the high thermal conductivity of MWCNTs, strong light absorption capacity of Cu_2O , and the modification of Cu and Cu_2O on the surface of the nanoparticles, the interfacial thermal resistance between MWCNTs and paraffin is reduced. In their study, the thermal conductivity of each sample was higher than that of pure paraffin. Zhang et al. [91] studied the effect of carbon nanotubes (CNTs) on the thermal behavior of a palmitic stearic acid binary eutectic mixture (PA-SA). Four PA-SA/CNTs composite phase-change material samples with CNT mass fraction of 58 wt% and mass fraction of 1 wt% were prepared. The thermal performance test results show that with the addition of CNTs, the heat release rate of the prepared composite PCMs increases, while the storage rate decreases. The PCMs with higher thermal conductivity, heat release rate, high thermal reliability, and proper thermal properties are a convenient material for thermal energy applications. The thermal properties of some of the prepared organic PCMs with carbon nanotube fillers are listed and compared in Table 3 [87–94].

Table 3. Thermal properties of organic PCMs filled with carbon nanotubes.

PCMs	Melting point Temperature (°C)	Thermal Conductivity (W/mK)	Thermal Conductivity Enhancement (%)
Soy wax/CNTs [87]	37	0.403	24.38
n-Octadecylamine/f-MWCNTs [88]	54.6	0.532	86.66
Paraffin/S-MWCNTs [89]	57.9	0.43	63.49
Paraffin/L-MWCNTs [89]	58.4	0.39	48.28
Paraffin/ Cu_2O -Cu-MWCNTs [90]	52.32	0.34	17.24
Palmitic acid-stearic acid/carbon nanotubes (CNTs) [91]	53.59	0.341	29.7
Stearic acid/acid treated carbon nanotubes (a-CNTs) [92]	22	NA	NA
PEG6000/ SiO_2 /CNTs [93]	53.3	0.421	51.3
PEG10000-co-N,N'-dihydroxyethyl aniline/surface-modified SWCNTs [94]	31.5	0.334	25.09

3.2.2. Thermal Properties of Organic PCMs Filled with Graphite Derivatives

Fan et al. [89] studied the effects of different carbon nanopowders on the thermal conductivity and energy storage performance of paraffin-based nanocomposite phase-change energy storage materials. These include long and short MWCNTs, carbon nanofibers, and graphene nanoplatelets (GNPs). They reported the use of planar graphene nanoflakes (GNPs) to overcome the low-thermal interface resistance of paraffin-based PCMs. Among the four types of carbon fillers, the relative performance of GNPs was increased by 164% at a load of 5 wt% due to the two-dimensional (2D) planar structure, which reduced the thermal interface resistance of the filler/substrate. Xiang et al. [95] investigated the thermal and electrical conductivities of GNP nanocomposites with two sizes and aspect ratios of peeled graphite nanoplates mixed with paraffin wax. They found that when the aspect ratio of the nanoplates was large and their orientation was good, the interface density of the nano-filler was low, and the

thermal conductivity and thermal stability of the nanocomposite could be increased. The paraffin wax and exfoliated graphite nanoplates (xGNPs) interacted through van der Waals forces. Discrete singular convolution (DSC) analysis of paraffin nanocomposites with low xGNP concentrations demonstrated that the two peaks corresponding to the melting and crystallization enthalpy of the paraffin wax were not considerably affected by the addition of xGNP particles. In addition, the thermal and chemical inertness of xGNP and the interaction of the xGNP particles with the surrounding matrix enhanced the overall stability of the composite PCM. Comparing the effects of xGNP and graphene on the thermophysical properties of PCM composites, it was found that the graphene-containing composites had lower electroosmotic flow thresholds, and the paraffin conductivity was much higher than that of xGNP-containing composites. However, the thermal conductivity was lower [94].

Wang et al. [96] introduced a novel sebacic acid/expanded graphite (SA/EG) composite phase change material. The optimum mass percentage of SA in the SA/EG composite PCM is about 85%, the composite PCM phase transition temperature is 128 °C, and the latent heat is as high as 187 J/g. The combination of SA and EG effectively prevents the inherent degree of subcooling of the SA to be low. Compared with SA, SA/EG-filled PCM composites show the advantage of negligible supercooling, better thermal reliability and stability. The SA/EG composite PCM can be easily formed into various shapes by dry pressing, and the thermal property loss is small, but the thermal conductivity is remarkably improved. Zhou et al. [97] used an octanoic acid–myristic acid binary eutectic mixture (OA–MA) as a base liquid. A novel composite PCM having an optimum mass ratio (OA–MA:EG = 93:7) was prepared by uniformly adsorbing OA–MA into the porous structure of expanded graphite (EG). The phase transition temperature of OA–MA/EG was 6.8 °C and the latent heat was 136.3 J/g. The addition of EG not only improves the thermal conductivity of OA–MA, but also increases the nucleation rate of OA–MA. After 100 times of cold storage and discharge comparison experiments, the phase transition temperature and latent heat of OA–MA/EG did not change significantly.

Narayanan et al. [78] produced a new type of synthetic PCM by mixing paraffin and oleic acid with a small amount (0.5 wt%) of nano-graphite as a support material using a simple melt-mixing process. Solar water heaters prepared using these types of materials can produce hot water without nighttime or solar radiation, and the prepared gloves can continue to heat up in a low-temperature environment. The material showed inherent properties such as high thermal conductivity, ultra-fast thermal charging, and fast heat transfer characteristics, without considerably reducing the solar energy harvesting, high photothermal conversion, latent heat, or phase transition temperature.

Exfoliated graphite nanoplates were also used as a reinforcing agent in a palatinic acid (PA)/polyaniline (PANI)/xGNP composite to form a stable PCM through ultrasonic treatment. Zeng et al. [98] used xGNPs to enhance the structure, energy storage properties, and thermal conductivity of polyaniline (PANI)-based shape-stabilized PCMs. The content of PA in the prepared stabilized PCMs was fixed at 75% by weight. The results show that xGNPs can significantly improve the thermal conductivity of the prepared shape-stable PCMs under the premise of maintaining heat storage capacity. The PA/PANI/xGnP-type stabilized PCM with a mass fraction of 7.87% has a thermal conductivity of 1.08 W/(m K) and a storage capacity of 157.7 J/g. The thermal conductivity is 237.5% higher than that of the PA/PANI type stable PCM. The prepared PA/PANI/xGnP shape-stable PCM is expected to exhibit better performance in solar thermal applications.

Shin et al. [99] prepared an erythritol and exfoliated graphite composite using an impregnation method, which effectively improved the thermal conductivity and thermal cycle stability of erythritol. Composites containing 4 wt% exfoliated graphite exhibited the best thermal performance in the tested SSPCMs, considerably improving the thermal conductivity and thermal cycling stability of 2.06 W/mK (Figure 4a). However, the melting point of the composite material was slightly reduced. After multiple melt-coagulation cycles, the initial latent heat of the composite material was the lowest, but the insect-like morphology and porosity of the EG reduced the heat leakage of the composite material (Figure 4b). Expanded graphite (EG) with different interlayer spacing was combined with

molten erythritol using a simple mixed impregnation method to form erythritol/EG PCMs. The effect of the additives on the thermal behavior was investigated for various interlayer distances of EG using the thermal equilibrium technique [100].

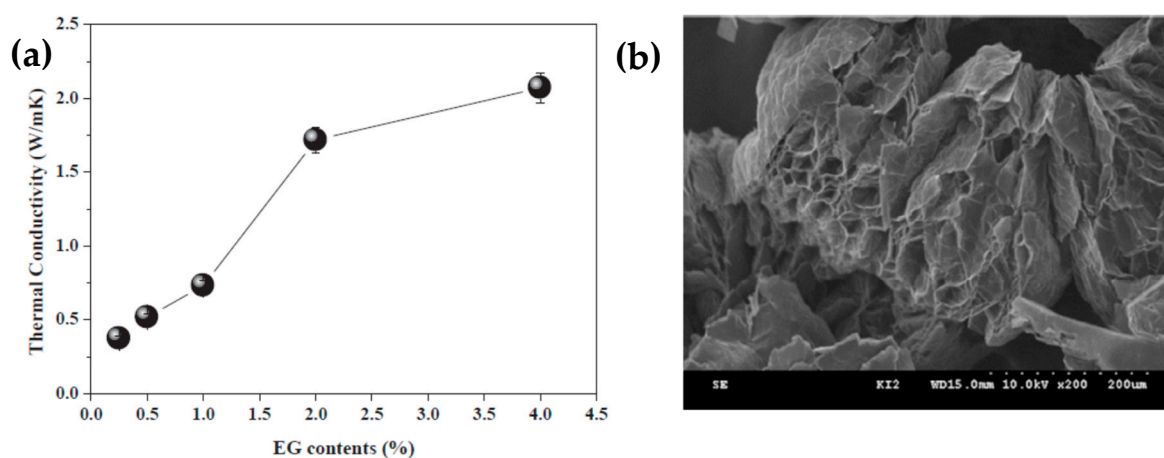


Figure 4. (a) Thermal conductivities of the erythritol/expanded graphite composites as a function of the EG content and (b) SEM image of the worm-like and porous EG.

Figure 5 shows the XRD patterns of the RG and EGs with different heat treatment time. The latent heat and thermal cycling stability were evaluated using a DSC tracer (Figure 6). As the Figure 6 shows, the thermal conductivity and latent heat increased as the distance between the EG layers increased. The thermal conductivity of the erythritol/EG composite with the largest EG layer spacing was 3.56 W/mK, and the latent heat value of pure erythritol was 90% by mass. The thermal cycling of the erythritol/EG composite was tested for five cycles and stabilized after the 3rd cycle, showing good thermal cycling stability. Table 4 lists the thermal properties of several prepared graphite-filled organic PCMs and compares them [89,94,95,98–104].

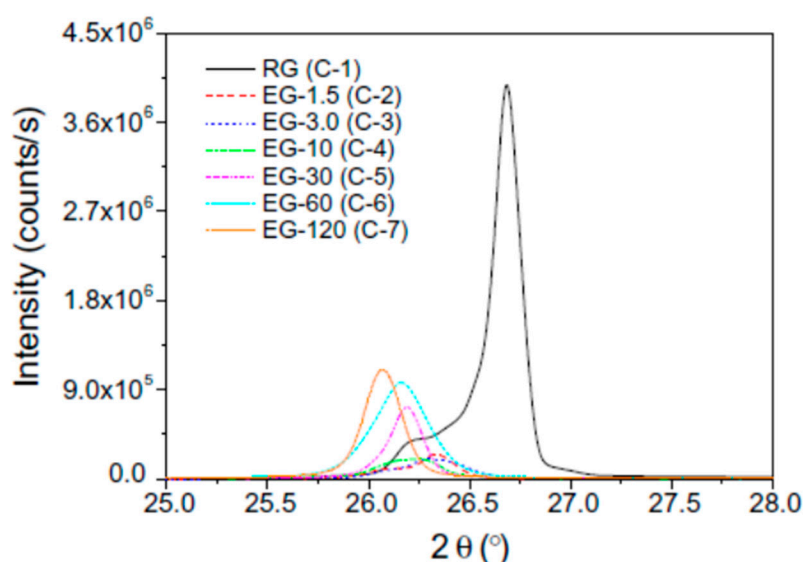


Figure 5. X-ray diffraction patterns of the RG (C-1) and EGs as a function of the heat treatment time (C-2 to C-7).

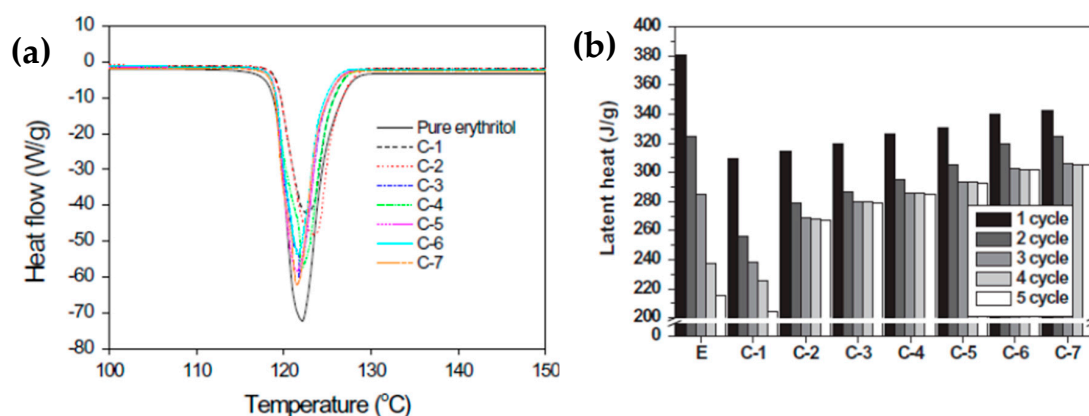


Figure 6. (a) DSC analysis of pure erythritol, the erythritol/RG composite, and erythritol/EG composites. (b) Changes in the latent heat of pure erythritol, the erythritol/RG composite, and erythritol/EG composites with thermal cycling.

Table 4. Thermal properties of organic PCMs filled with graphite derivatives.

PCMs	Melting Point (°C)	Thermal Conductivity (W/mK)	Thermal Conductivity Enhancement (%)
Paraffin/GNP [89]	57.9	0.7	166.15
Paraffin/graphene [94]	NA	0.5	100
Paraffin/xGNP [95]	54.9	2.4	805.66
Paraffin-oleic acid (eutectic gel)/nanographite [98]	53.5	0.662	264
Palmitic acid/polyaniline (PANI)/xGNP [99]	61.57	1.08	237.5
Erythritol/EG [100]	116.32	2.06	564.5
Erythritol/EG [101]	NA	3.56	401.4
Palmitic acid/graphene nanoplatelets [102]	61.16	2.11	776.19
Stearic acid/graphene oxide [103]	32.57	NA	NA
Palmitic acid/nitrogen doped graphene [104]	66.52	1.73	517.85

3.2.3. Thermal Properties of Organic PCMs Filled with Other Carbon Materials

Carbon nanofibers (CNFs) can be used to enhance the performance of paraffin and soy wax-based energy storage materials [87]. Composite PCMs were synthesized through a mixed melting method using CNFs with different mass fractions as raw materials. The results show that CNFs can effectively improve the thermal conductivity of PCMs, and the thermal conductivity of composite PCM increases with the increase in the CNF mass ratio. The thermal properties of a paraffin-based nanocomposite PCM including CNFs were also investigated in another study, in which the CNF-PCM exhibited a thermal conductivity enhancement of up to 25.47% at 95 wt% loading [89]. Li et al. [104] used amber and a variety of melons including winter melon and watermelon, and pyrolyzed them at 800 °C in a nitrogen atmosphere to prepare a carbon aerogel (CA). A black CA/paraffin composite was prepared by impregnating 95% by weight of paraffin wax into a CA substrate. The composites were reported to be desirable, thermally stable, lightweight, and environmentally friendly thermal storage materials with a stable melting–freezing enthalpy (115.2 KJ/Kg). Zhang et al. [105] reported the impregnation of octadecanoic acid (OA) into a graphene aerogel (GA) support material that was synthesized by the hydrothermal treatment of graphene oxide. Because of the lower bulk density of GA, the weight percent of GA in the composite was lower (approximately 15%). Thus, the composite could provide a high heat storage capacity of 181.8 J/g, which is very close to the OA's individual heat storage

capacity (186.1 J/g). The GA/OA composite had a higher thermal conductivity (2.635 W/mK) at a GA loading fraction of 20 vol%, which was approximately 14 times that of OA (0.184 W/mK). Table 5 lists and compares the thermal properties of several organic PCMs filled with different types of carbon materials [87,89,96,104–109].

Table 5. Thermal properties of organic PCMs filled with other carbon materials.

PCMs	Melting Point Temperature (°C)	Thermal Conductivity (W/mK)	Thermal Conductivity Enhancement (%)
Paraffin wax/CNFs [87]	50	0.45	40.62
Paraffin/CNFs [89]	58.4	0.33	25.47
Paraffin/carbon aerogel [104]	53.5	NA	NA
Octadecanoic acid/graphene aerogel [105]	57	2.635	1332.06
Paraffin/3D graphene foam [106]	58	0.617	99.67
Lauric acid/activated carbon [107]	44.07	0.18	12.5
Palmitic acid/carbonized alkylated silica aerogel [108]	61	NA	NA
Octadecanol/carbonized alkylated silica aerogel [108]	59	NA	NA
PEG1500/active carbon [109]	48	NA	NA
PEG10000-co-N,N'-dihydrox-yethyl aniline/carbon black [96]	29.3	0.280	4.86

4. Applications of PCMs

With the development and advancement of technology, PCMs have been applied in various fields, such as construction, solar energy, space industry, textiles, and others [110].

The PCMs are used in construction to meet the thermal comfort standard, which means that the phase transition temperature of the adsorbed paraffin should be 18 °C and 36 °C. In addition, chemical stability and other properties, fire characteristics, and compatibility with building materials also need to be considered. Phase-change materials latent heat storage technology has been widely used in walls, ceilings, and floors. Solar energy is used for passive solar heating in sunshine hours, which plays an important role in reducing temperature fluctuations. It is also suitable for off-peak heat storage, ventilation, and cooling.

With an increasing number of issues related to fossil fuels and the environment, thermal energy storage for building heating and cooling has become increasingly important [111–115]. Heat storage is considered to be a major problem in the development of solar energy under various climatic conditions. Unlike traditional sensible heat storage methods, PCMs have a higher energy storage density and store and release heat at almost constant temperatures. Phase-change materials are available for both active and passive space heating and cooling systems. Phase-change materials for heating and cooling of water have been developed by many researchers [116–119]. Barba et al. [116] analyzed the performance of a sealed salt hydrate as a potential storage tank in a domestic hot water storage tank heat transfer system. The salt is a eutectic mixture of ammonium and magnesium hydrate nitrates with a lower melting temperature. In addition, the discharge process of the PCMs is analyzed and the phase transition is performed with a constant surface temperature. The discharge effects of the materials in three different geometries packaged in flat, cylindrical or spherical polyethylene containers were evaluated. The motion boundary model of phase change material during discharge and its duration are studied. In PCMs of different geometric configurations, it was found that for small spherical capsules with high Jacob number and high thermal conductivity, the complete solidification time was the shortest. Cabeza et al. [117] added a PCM module on top of the stratified storage tank. Lleida University established an experimental solar test plant to test the behavior of PCM under real conditions. It can work continuously with solar systems or with electric heaters. The geometry of the

PCM module used is the use of several cylinders at the top of the tank. Experiments were performed on 2, 4, and 6 PCM modules in the actual installation. In this experiment, a granular PCM graphite composite material of about 90 vol% sodium acetate trihydrate and 10 vol% graphite was used as the PCM material. The experimental results show that integrating the PCM module into the domestic hot water tank is a very promising technology. It will allow long-term use of hot water without an external source of energy, or use a smaller tank to achieve the same goal.

Recently, latent functional thermal fluids (LFTFs) have attracted people's attention due to its higher specific heat than that of conventional single-phase heat transfer fluid in the phase-change temperature range. Latent functional thermal fluids can be applied in various applications such as heating, cooling, ventilation, and heat exchange [120–122]. Considerable research has used PCMs in thermosolar energy systems in which heat is stored during the day for use at night [123–125]. For example, Gil et al. [124] used different PCM to prepare and test solar cooling systems. A high temperature test plant capable of testing different types of thermal energy storage systems and materials was designed and built at the University of Leeds, Spain. The test plant is mainly composed of a heating system, a cooling system, and different storage tanks. The pilot plant uses synthetic heat transfer oil as a heat transfer fluid (expenditure), operating temperatures ranging from 100 to 400 °C.

Phase-change materials are widely used in various smart textiles [126–130]. In the early 1980s, NASA synthesized a smart textile that included PCM microcapsules in spacesuits to improve the thermal insulation properties [126,129]. Electrical energy consumed in garments assembled with PCM under the same conditions was reported to be approximately 31% less than that in PCM-free garment assemblies [128]. Energy storage is a major aspect of space applications. Therefore, conducting various studies to investigate and predict the thermal performance of PCMs in space applications is of great significance [131–134].

5. Conclusions

Using the latent heat capacity of PCMs as a heat storage system is an effective means of storing heat. Over the years, extensive research has been conducted on this topic and several strategies have been considered to overcome the problems of using PCMs and to broaden the application prospects of this technology. This study reviewed the research progress of using carbon materials as organic PCM fillers to overcome the shortcomings of many organic PCMs materials such as high melting temperature or low thermal conductivity. It also reviewed and summarized current state-of-the-art developments regarding the research and application of organic PCMs filled with various carbon materials for TES applications.

Author Contributions: G.Y. and Y.Y.; writing—original draft preparation, G.Y.; writing—review and editing, J.W.L. and Y.-J.H.; supervision, S.-J.P.; project administration.

Funding: This research was supported by the Traditional Culture Convergence Research Program through the National Research Foundation of Korea (NRF), funded by the Ministry of Science, ICT and Future Planning (2018M3C1B5052282), and the Korea Evaluation Institute of Industrial Technology (KEIT) through the Carbon Cluster Construction Project (10083586, Development of petroleum-based graphite fibers with ultra-high thermal conductivity) funded by the Ministry of Trade, Industry and Energy (MOTIE, Korea).

Conflicts of Interest: The authors declare no conflict of interest. And the funders had no role in the design of the study; in the collection, analyses, or interpretation of data; in the writing of the manuscript, or in the decision to publish the results.

References

1. Lin, Y.; Jia, Y.; Alva, G.; Fang, G. Review on thermal conductivity enhancement, thermal properties and applications of phase change materials in thermal energy storage. *Renew. Sustain. Energy Rev.* **2018**, *82*, 2730–2742. [[CrossRef](#)]
2. Latibari, S.T.; Sadrameli, S.M. Carbon based material included-shaped stabilized phase change materials for sunlight-driven energy conversion and storage: An extensive review. *Sol. Energy* **2018**, *170*, 1130–1161. [[CrossRef](#)]
3. Zhou, D.; Zhao, C.Y.; Tian, Y. Review on thermal energy storage with phase change materials (PCMs) in building applications. *Appl. Energy* **2012**, *92*, 593–605. [[CrossRef](#)]

4. Oró, E.; de Gracia, A.; Castell, A.; Farid, M.M.; Cabeza, L.F. Review on phase change materials (PCMs) for cold thermal energy storage applications. *Appl. Energy* **2012**, *99*, 513–533. [[CrossRef](#)]
5. Farid, M.M.; Khudhair, A.K.; Razackm, S.A.K.; Said, A.H. A review on phase change energy storage: Materials and applications. *Energy Convers. Manag.* **2004**, *45*, 1579–1615. [[CrossRef](#)]
6. Jaguemont, J.; Omar, N.; Van den Bossche, P.; Mierlo, J. Phase-change materials (PCM) for automotive applications: A review. *Appl. Therm. Eng.* **2018**, *132*, 308–320. [[CrossRef](#)]
7. Fan, L.; Khodadadi, J.M. Thermal conductivity enhancement of phase change materials for thermal energy storage: A review. *Renew. Sustain. Energy Rev.* **2011**, *15*, 24–46. [[CrossRef](#)]
8. Hosseineizhd, S.F.; Khodadadi, J.M. Nanoparticle-enhanced phase change materials (NEPCM) with great potential for improved thermal energy storage. *Int. Commun. Heat Mass Transf.* **2007**, *34*, 345–354.
9. Khodadadi, J.M.; Fan, L.; Babaei, H. Thermal conductivity enhancement of nanostructure-based colloidal suspensions utilized as phase change materials for thermal energy storage: A review. *Renew. Sustain. Energy Rev.* **2013**, *24*, 418–444. [[CrossRef](#)]
10. Ettouney, H.; Alatiqi, I.; Al-Sahali, M.; Al-Hajirie, K. Heat transf. enhancement in energy storage in spherical capsules filled with paraffin wax and metal beads. *Energy Convers. Manag.* **2006**, *47*, 211–228.
11. Mettawee, E.B.S.; Assassa, G.M.R. Thermal conductivity enhancement in a latent heat storage system. *Sol. Energy* **2007**, *81*, 839–845. [[CrossRef](#)]
12. Molefi, J.A.; Luyt, A.S.; Krupa, I. Investigation of thermally conducting phase change materials based on polyethylene/wax blends filled with copper particles. *J. Appl. Polym. Sci.* **2010**, *116*, 1766–1774. [[CrossRef](#)]
13. Zeng, J.L.; Sun, L.X.; Xu, F.; Tan, Z.C.; Zhang, Z.H.; Zhang, J.; Zhang, T. Study of a PCM based energy storage system containing Ag nanoparticles. *J. Therm. Anal. Calorim.* **2007**, *87*, 369–373. [[CrossRef](#)]
14. Wu, S.; Zhu, D.; Li, X.; Li, H.; Lei, J. Thermal energy storage behavior of Al₂O₃-H₂O nanofluids. *Thermochim. Acta* **2009**, *483*, 73–77. [[CrossRef](#)]
15. Liu, Y.D.; Zhou, Y.G.; Tong, M.W.; Zhou, X.S. Experimental study of thermal diffusivity and phase change performance of nanofluids PCMs. *Microfluid. Nanofluid.* **2009**, *7*, 579–584. [[CrossRef](#)]
16. Ho, C.J.; Gao, J.Y. Preparation and thermophysical properties of nanoparticle-inparaffin emulsion as phase change material. *Int. Commun. Heat Mass Transf.* **2009**, *36*, 467–470. [[CrossRef](#)]
17. Wang, J.; Xie, H.; Li, Y.; Xin, Z. PW based phase change nanocomposites containing-Al₂O₃. *J. Therm. Anal. Calorim.* **2010**, *102*, 709–713. [[CrossRef](#)]
18. Wu, S.; Zhu, D.; Zhang, X.; Huang, J. Preparation and melting/freezing characteristics of Cu/paraffin nanofluid as phase-change material (PCM). *Energy Fuels* **2010**, *24*, 1894–1898. [[CrossRef](#)]
19. Harikrishnan, S.; Kalaiselvam, S. Preparation and thermal characteristics of CuO-oleic acid nanofluids as a phase change material. *Thermochim. Acta* **2012**, *533*, 46–55. [[CrossRef](#)]
20. Fan, L.; Khodadadi, J.M. An experimental investigation of enhanced thermal conductivity and expedited unidirectional freezing of cyclohexane-based nanoparticle suspensions utilized as nano-enhanced phase change materials. *Int. J. Therm. Sci.* **2012**, *62*, 120–126. [[CrossRef](#)]
21. Fan, L.; Khodadadi, J.M. A theoretical and experimental investigation of unidirectional freezing of nanoparticle-enhanced phase change materials. *J. Heat Transf.* **2012**, *134*, 092301. [[CrossRef](#)]
22. Jesumathy, S.; Udayakumar, M.; Suresh, S. Experimental study of enhanced heat transf. by addition of CuO nanoparticles. *Heat Mass Transf.* **2012**, *48*, 965–978. [[CrossRef](#)]
23. Wu, S.Y.; Wang, H.; Xiao, S.; Zhu, D.S. An investigation of melting/freezing characteristics of nanoparticle-enhanced phase change materials. *J. Therm. Anal. Calorim.* **2012**, *110*, 1127–1231. [[CrossRef](#)]
24. Zeng, J.L.; Cao, Z.; Yang, D.W.; Sun, L.X.; Zhang, L. Thermal conductivity enhancement of Ag nanowires on an organic phase change material. *J. Therm. Anal. Calorim.* **2010**, *101*, 385–389. [[CrossRef](#)]
25. Zeng, J.L.; Zhu, F.R.; Yu, S.B.; Zhu, L.; Cao, Z.; Sun, L.X.; Deng, G.R.; Yan, W.P.; Zhang, L. Effects of copper nanowires on the properties of an organic phase change material. *Sol. Energy Mater. Sol. Cells* **2012**, *105*, 174–178. [[CrossRef](#)]
26. Fukai, J.; Kanou, M.; Kodama, Y.; Miyatake, O. Thermal conductivity enhancement of energy storage media using carbon fibers. *Energy Convers. Manag.* **2000**, *41*, 1543–1556. [[CrossRef](#)]
27. Frusteri, F.; Leonardi, V.; Vasta, S.; Restuccia, G. Thermal conductivity measurement of a PCM based storage system containing carbon fibers. *Appl. Therm. Eng.* **2005**, *25*, 1623–1633. [[CrossRef](#)]
28. Zhang, Z.; Fang, X. Study on paraffin/expanded graphite composite phase change thermal energy storage material. *Energy Convers. Manag.* **2006**, *47*, 303–310. [[CrossRef](#)]

29. Sari, A.; Karaipekli, A. Thermal conductivity and latent heat thermal energy storage characteristics of paraffin/expanded graphite composite as phase change material. *Appl. Therm. Eng.* **2007**, *27*, 1271–1277. [[CrossRef](#)]
30. Sari, A.; Karaipekli, A. Preparation, thermal properties and thermal reliability of palmitic acid/expanded graphite composite as form-stable PCM for thermal energy storage. *Sol. Energy Mater. Sol. Cells* **2009**, *93*, 571–576. [[CrossRef](#)]
31. Xia, L.; Zhang, P.; Wang, R.Z. Preparation and thermal characterization of expanded graphite/paraffin composite phase change material. *Carbon* **2010**, *48*, 2538–2548. [[CrossRef](#)]
32. Zhang, Z.; Zhang, N.; Peng, J.; Fang, X.; Gao, X.; Fang, Y. Preparation and thermal energy storage properties of paraffin/expanded graphite composite phase change material. *Appl. Energy* **2012**, *91*, 426–431. [[CrossRef](#)]
33. Li, M.; Wu, Z.; Tan, J. Properties of form-stable paraffin/silicon dioxide/expanded graphite phase change composites prepared by sol-gel method. *Appl. Energy* **2012**, *92*, 456–461. [[CrossRef](#)]
34. Elgafy, A.; Lafdi, K. Effect of carbon nanofiber additives on thermal behavior phase change materials. *Carbon* **2005**, *43*, 3067–3074. [[CrossRef](#)]
35. Shaikh, S.; Lafdi, K.; Hallinan, K. Carbon nanoadditives to enhance latent energy storage of phase change materials. *J. Appl. Phys.* **2008**, *103*, 094302. [[CrossRef](#)]
36. Sanusi, O.; Warzoha, R.; Fleischer, A.S. Energy storage and solidification of paraffin phase change material embedded with graphite nanofibers. *Int. J. Heat Mass Transf.* **2011**, *54*, 4429–4436. [[CrossRef](#)]
37. Li, M.; Mu, B. Effect of different dimensional carbon materials on the properties and application of phase change materials: A review. *Appl. Energy* **2019**, *242*, 695–715. [[CrossRef](#)]
38. Zeng, J.L.; Liu, Y.Y.; Cao, Z.X.; Zhang, J.; Zhang, Z.H.; Sun, L.X.; Xu, F. Thermal conductivity enhancement of MWNTs on the PANI/tetradecanol form-stable PCM. *J. Therm. Anal. Calorim.* **2008**, *91*, 443–446. [[CrossRef](#)]
39. Wang, J.; Xie, H.; Xin, Z. Thermal properties of heat storage composites containing multiwalled carbon nanotubes. *J. Appl. Phys.* **2008**, *104*, 113537. [[CrossRef](#)]
40. Wang, J.; Xie, H.; Xin, Z. Thermal properties of paraffin based composites containing multi-walled carbon nanotubes. *Thermochim. Acta* **2009**, *488*, 39–42. [[CrossRef](#)]
41. Zeng, J.L.; Cao, Z.; Yang, D.W.; Xu, F.; Sun, L.X.; Zhang, X.F.; Zhang, L. Effects of MWNTs on phase change enthalpy and thermal conductivity of a solid-liquid organic PCM. *J. Therm. Anal. Calorim.* **2009**, *95*, 507–512. [[CrossRef](#)]
42. Wang, J.; Xie, H.; Xin, Z.; Li, Y.; Chen, L. Enhancing thermal conductivity of palmitic acid base phase change materials with carbon nanotubes as fillers. *Sol. Energy* **2010**, *84*, 339–344. [[CrossRef](#)]
43. Wang, J.; Xie, H.; Zhong, X.; Yang, L. Increasing the thermal conductivity of palmitic acid by the addition of carbon nanotubes. *Carbon* **2010**, *48*, 3979–3986. [[CrossRef](#)]
44. Bayramoglu, E.Ç. Thermal properties and stability of n-octadecane based composites containing multiwalled carbon nanotubes. *Polym. Compos.* **2011**, *32*, 904–909. [[CrossRef](#)]
45. Kumaresan, V.; Velraj, R.; Das, S.K. The effect of carbon nanotubes in enhancing the thermal transport properties of PCM during solidification. *Heat Mass Transf.* **2012**, *48*, 1345–1355. [[CrossRef](#)]
46. Teng, T.P.; Cheng, C.M.; Cheng, C.P. Performance assessment of heat storage by phase change materials containing MWCNTs and graphite. *Appl. Therm. Eng.* **2013**, *50*, 637–644. [[CrossRef](#)]
47. Kim, S.; Drzal, L.T. High latent heat storage and high conductive phase change materials using exfoliated graphite nanoplatelets. *Sol. Energy Mater. Sol. Cells* **2009**, *93*, 136–142. [[CrossRef](#)]
48. Yavari, F.; Fard, H.R.; Pashayi, K.; Rafiee, M.A.; Zamiri, A.; Yu, Z.; Ozisik, R.; Tasciuc, T.; Koratkar, N. Enhanced thermal conductivity in a nanostructured phase change composite due to low concentration graphene additives. *J. Phys. Chem. C* **2011**, *15*, 8753–8758. [[CrossRef](#)]
49. Xia, Y.; Zhang, H.; Huang, P. Graphene-oxide-induced lamellar structures used to fabricate novel composite solid-solid phase change materials for thermal energy storage. *Chem. Eng. J.* **2019**, *362*, 909–920. [[CrossRef](#)]
50. Xue, F.; Lu, Y.; Qi, X. Melamine foam-templated graphene nanoplatelet framework toward phase change materials with multiple energy conversion abilities. *Chem. Eng. J.* **2019**, *365*, 20–29. [[CrossRef](#)]
51. Chen, Y.J.; Nguyen, D.D.; Shen, M.Y.; Yip, M.C.; Tai, N.H. Thermal characterizations of the graphite nanosheets reinforced paraffin phase-change composites. *Compos. A Appl. Sci.* **2013**, *44*, 40–46. [[CrossRef](#)]
52. Li, M. A nano-graphite/paraffin phase change material with high thermal conductivity. *Appl. Energy* **2013**, *106*, 25–30. [[CrossRef](#)]

53. Yu, Z.T.; Fang, X.; Fan, L.W.; Wang, X.; Xiao, Y.Q.; Zeng, Y.; Xu, X.; Hu, Y.C.; Cen, K.F. Increased thermal conductivity of liquid paraffin-based suspensions in the presence of carbon nano-additives of various sizes and shapes. *Carbon* **2013**, *53*, 277–285. [[CrossRef](#)]
54. Mittal, G.; Dhand, V.; Rhee, K.Y.; Park, S.J.; Lee, W.R. A review on carbon nanotubes and graphene as fillers in reinforced polymer nanocomposites. *J. Ind. Eng. Chem.* **2015**, *21*, 11–25. [[CrossRef](#)]
55. Kim, H.S.; Jang, J.U.; Yu, J.; Kim, S.Y. Thermal conductivity of polymer composites based on the length of multi-walled carbon nanotubes. *Compos. B Eng.* **2015**, *79*, 505–512. [[CrossRef](#)]
56. Yao, S.S.; Jin, F.L.; Rhee, K.Y.; Hui, D.; Park, S.J. Recent advances in carbon-fiber-reinforced thermoplastic composites: A review. *Compos. B Eng.* **2018**, *142*, 241–250. [[CrossRef](#)]
57. Yang, G.; Park, M.; Park, S.J. Recent progresses of fabrication and characterization of fibers-reinforced composites: A review. *Compos. Commun.* **2019**, *14*, 34–42. [[CrossRef](#)]
58. Jin, F.L.; Ma, C.J.; Park, S.J. Thermal and mechanical interfacial properties of epoxy composites based on functionalized carbon nanotubes. *Mater. Sci. Eng. A* **2011**, *528*, 8517–8522. [[CrossRef](#)]
59. Shim, H.B.; Seo, M.K.; Park, S.J. Thermal conductivity and mechanical properties of various cross-section types carbon fiber-reinforced composites. *J. Mater. Sci.* **2002**, *37*, 1881–1885. [[CrossRef](#)]
60. Fleming, E.; Du, F.; Ou, E.; Dai, L.; Shi, L. Thermal conductivity of carbon nanotubes grown by catalyst-free chemical vapor deposition in nanopores. *Carbon* **2019**, *145*, 195–200. [[CrossRef](#)]
61. Ismail, K.A.R.; Henriquez, J.R. Thermally effective windows with moving phase change material curtains. *Appl. Therm. Eng.* **2001**, *21*, 1909–1923. [[CrossRef](#)]
62. Zhu, N.; Ma, Z.; Wang, S. Dynamic characteristics and energy performance of buildings using phase change materials: A review. *Energy Convers. Manag.* **2009**, *50*, 3169–3181. [[CrossRef](#)]
63. Mehling, H.; Cabeza, L.F. *Heat and Cold Storage with PCM: An up to Date Introduction into Basics and Applications*; Springer: Berlin/Heidelberg, Germany, 2008.
64. Sharma, S.D.; Kitano, H.; Sagara, K. Phase change materials for low temperature solar thermal applications. *Res. Rep. Fac. Eng. Mie Univ.* **2004**, *29*, 31–64.
65. Isa, M.H.M.; Zhao, X.; Yoshino, H. Preliminary study of passive cooling strategy using a combination of PCM and copper foam to increase thermal heat storage in building facade. *Sustainability* **2010**, *2*, 2365–2381. [[CrossRef](#)]
66. Jelle, B.P. Traditional, state-of-the-art and future thermal building insulation materials and solutions-properties, requirements and possibilities. *Energy Build.* **2011**, *43*, 2549–2563. [[CrossRef](#)]
67. Cabeza, L.F.; Castell, A.; Barreneche, C.; de Gracia, A.; Fernández, A.I. Materials used as PCM in thermal energy storage in buildings: A review. *Renew. Sustain. Energy Rev.* **2011**, *15*, 1675–1695. [[CrossRef](#)]
68. Baetens, R.; Jelle, B.P.; Gustavsen, A. Phase change materials for building applications: A state-of-the-art review. *Energy Build.* **2010**, *42*, 1361–1368. [[CrossRef](#)]
69. Tyagi, V.V.; Buddhi, D. PCM thermal storage in buildings: A state of art. *Renew. Sustain. Energy Rev.* **2007**, *11*, 1146–1166. [[CrossRef](#)]
70. Sharma, A.; Tyagi, V.V.; Chen, C.R.; Buddhi, D. Review on thermal energy storage with phase change materials and applications. *Renew. Sustain. Energy Rev.* **2009**, *13*, 318–345. [[CrossRef](#)]
71. Kapsalis, V.; Karamanis, D. Solar thermal energy storage and heat pumps with phase change materials. *Appl. Therm. Eng.* **2016**, *99*, 1212–1224. [[CrossRef](#)]
72. Yuan, Y.; Zhang, N.; Tao, W.; Cao, X.; He, Y. Fatty acids as phase change materials: A review. *Renew. Sustain. Energy Rev.* **2014**, *29*, 482–498. [[CrossRef](#)]
73. Rathod, M.K.; Banerjee, J. Thermal stability of phase change materials used in latent heat energy storage systems: A review. *Renew. Sustain. Energy Rev.* **2013**, *18*, 246–258. [[CrossRef](#)]
74. Tatsidjoudoung, P.; Le Pierrès, N.; Luo, L. A review of potential materials for thermal energy storage in building applications. *Renew. Sustain. Energy Rev.* **2013**, *18*, 327–349. [[CrossRef](#)]
75. Silva, T.; Vicente, R.; Rodrigues, F. Literature review on the use of phase change materials in glazing and shading solutions. *Renew. Sustain. Energy Rev.* **2016**, *53*, 515–535. [[CrossRef](#)]
76. Kenisarin, M.; Mahkamov, K. Solar energy storage using phase change materials. *Renew. Sustain. Energy Rev.* **2007**, *11*, 1913–1965. [[CrossRef](#)]
77. Nkwetta, D.N.; Haghighat, F. Thermal energy storage with phase change material-A state-of-the art review. *Sustain. Cities Soc.* **2014**, *10*, 87–100. [[CrossRef](#)]

78. Narayanan, S.S.; Kardam, A.; Kumar, V.; Bhardwaj, N.; Madhwal, D.; Shukla, P.; Kumar, A.; Verma, A.; Jain, V.K. Development of sunlight-driven eutectic phase change material nanocomposite for applications in solar water heating. *Resour. Effic. Technol.* **2017**, *3*, 272–279. [[CrossRef](#)]
79. Fang, G.; Tang, F.; Cao, L. Preparation, thermal properties and applications of shape-stabilized thermal energy storage materials. *Renew. Sustain. Energy Rev.* **2014**, *40*, 237–259. [[CrossRef](#)]
80. Hong, H.; Kim, S.K.; Kim, Y.S. Accuracy improvement of T-history method for measuring heat of fusion of various materials. *Int. J. Refrig.* **2004**, *27*, 360–366. [[CrossRef](#)]
81. El-Bassuoni, A.M.; Tayeb, A.M.; Helwa, N.H.; Fathy, A.M. Modification of urea-sodium acetate trihydrate mixture for solar energy storage. *Renew. Energy* **2003**, *28*, 1629–1643. [[CrossRef](#)]
82. Kaizawa, A.; Maruoka, N.; Kawai, A.; Kamano, H.; Jozuka, T.; Senda, T.; Akiyama, T. Thermophysical and heat transf. properties of phase change material candidate for waste heat transportation system. *Heat Mass Transf.* **2008**, *44*, 763–769. [[CrossRef](#)]
83. Zhao, L.; Xing, Y.; Liu, X.; Luo, Y. Thermal performance of sodium acetate trihydrate based composite phase change material for thermal energy storage. *Appl. Therm. Eng.* **2018**, *143*, 172–181. [[CrossRef](#)]
84. Canik, G.; Alkan, C. Hexamethylene dilauroyl, dimyristoyl, and dipalmytoyl amides as phase change materials for thermal energy storage. *Sol. Energy* **2010**, *84*, 666–672. [[CrossRef](#)]
85. Alkan, C.; Canik, G.; Dunya, H.; Sari, A. Synthesis and thermal energy storage properties of ethylene dilauroyl, dimyristoyl, and dipalmitoyl amides as novel solid-liquid phase change materials. *Sol. Energy Mater. Sol. Cells* **2011**, *95*, 1203–1207. [[CrossRef](#)]
86. Kenar, J.A. Latent heat characteristics of biobased oleochemical carbonates as potential phase change materials. *Sol. Energy Mater. Sol. Cells* **2010**, *94*, 1697–1703. [[CrossRef](#)]
87. Cui, Y.; Liu, C.; Hu, S.; Yu, X. The experimental exploration of carbon nanofiber and carbon nanotube additives on thermal behavior of phase change materials. *Sol. Energy Mater. Sol. Cells* **2011**, *95*, 1208–1212. [[CrossRef](#)]
88. Tang, Q.; Sun, J.; Yu, S.; Wang, G. Improving thermal conductivity and decreasing supercooling of paraffin phase change materials by n-octadecylamine-functionalized multi-walled carbon nanotubes. *RSC Adv.* **2014**, *4*, 36584–38590. [[CrossRef](#)]
89. Fan, L.W.; Fang, X.; Wang, X.; Zeng, Y.; Xiao, Y.Q.; Yu, Z.T.; Xu, X.; Hu, Y.C.; Cen, K.F. Effects of various carbon nanofillers on the thermal conductivity and energy storage properties of paraffin-based nanocomposite phase change materials. *Appl. Energy* **2013**, *110*, 163–172. [[CrossRef](#)]
90. Xu, B.; Wang, B.; Zhang, C.; Zhou, J. Synthesis and light-heat conversion performance of hybrid particles decorated MWCNTs/paraffin phase change materials. *Thermochim. Acta* **2017**, *652*, 77–84. [[CrossRef](#)]
91. Zhang, N.; Yuan, Y.; Yuan, Y.; Cao, X.; Yang, X. Effect of carbon nanotubes on the thermal behavior of palmitic-stearic acid eutectic mixtures as phase change materials for energy storage. *Sol. Energy* **2014**, *110*, 64–70. [[CrossRef](#)]
92. Li, B.; Nie, S.; Hao, Y.; Liu, T.; Zhu, J.; Yan, S. Stearic-acid/carbon-nanotube composites with tailored shape-stabilized phase transitions and light-heat conversion for thermal energy storage. *Energy Convers. Manag.* **2015**, *98*, 314–321. [[CrossRef](#)]
93. Tang, B.; Wei, H.; Zhao, D.; Zhang, S. Light-heat conversion and thermal conductivity enhancement of PEG/SiO₂ composite PCM by in situ Ti₄O₇ doping. *Sol. Energy Mater. Sol. Cells* **2017**, *161*, 183–189. [[CrossRef](#)]
94. Shi, J.N.; Ger, M.D.; Liu, Y.M.; Fan, Y.C.; Wen, N.T.; Lin, C.K.; Pu, N.W. Improving the thermal conductivity and shape-stabilization of phase change materials using nanographite additives. *Carbon* **2013**, *51*, 365–372. [[CrossRef](#)]
95. Xiang, J.; Drzal, L.T. Investigation of exfoliated graphite nanoplatelets (xGnP) in improving thermal conductivity of paraffin wax-based phase change material. *Sol. Energy Mater. Sol. Cells* **2011**, *95*, 1811–1818. [[CrossRef](#)]
96. Wang, S.; Qin, P.; Fang, X.; Zhang, Z.; Wang, S.; Liu, X. A novel sebacic acid/expanded graphite composite phase change material for solar thermal mediumtemperature applications. *Sol. Energy* **2014**, *99*, 283–290. [[CrossRef](#)]
97. Zhou, S.; Zhang, X.; Liu, S.; Li, Y.; Xu, X. Performance study on expand graphite/organic composite phase change material for cold thermal energy storage. *Energy Procedia* **2019**, *158*, 5305–5310.

98. Zeng, J.L.; Zheng, S.H.; Yu, S.B.; Zhu, F.R.; Gan, J.; Zhu, L.; Xiao, Z.L.; Zhu, X.Y.; Zhu, Z.; Sun, L.X.; et al. Preparation and thermal properties of palmitic acid/polyaniline/exfoliated graphite nanoplatelets form-stable phase change materials. *Appl. Energy* **2014**, *115*, 603–609. [[CrossRef](#)]
99. Shin, H.K.; Rhee, K.Y.; Park, S.J. Effects of exfoliated graphite on the thermal properties of erythritol-based composites used as phase-change materials. *Compos. B Eng.* **2016**, *96*, 350–353. [[CrossRef](#)]
100. Lee, S.Y.; Shin, H.K.; Park, M.; Rhee, K.Y.; Park, S.J. Thermal characterization of erythritol/expanded graphite composites for high thermal storage capacity. *Carbon* **2014**, *68*, 67–72. [[CrossRef](#)]
101. Mehrali, M.; Latibari, S.T.; Mehrali, M.; Mahlia, T.M.I.; Metselaar, H.S.C.; Naghavi, M.S.; Sadeghinezhad, E.; Akhiani, A.R. Preparation and characterization of palmitic acid/graphene nanoplatelets composite with remarkable thermal conductivity as a novel shape-stabilized phase change material. *Appl. Therm. Eng.* **2013**, *61*, 633–640. [[CrossRef](#)]
102. Li, B.; Liu, T.; Hu, L.; Wang, Y.; Nie, S. Facile preparation and adjustable thermal property of stearic acid-graphene oxide composite as shape-stabilized phase change material. *Chem. Eng. J.* **2013**, *215*, 819–826. [[CrossRef](#)]
103. Mehrali, M.; Latibari, S.T.; Mehrali, M.; Mahlia, T.M.I.; Sadeghinezhad, E.; Metselaar, H.S.C. Preparation of nitrogen-doped graphene/palmitic acid shape stabilized composite phase change material with remarkable thermal properties for thermal energy storage. *Appl. Energy* **2014**, *135*, 339–349. [[CrossRef](#)]
104. Li, Y.; Samad, Y.A.; Polychronopoulou, K.; Alhassan, S.M.; Liao, K. From biomass to high performance solar-thermal and electric-thermal energy conversion and storage materials. *J. Mater. Chem. A* **2014**, *2*, 7759–7765. [[CrossRef](#)]
105. Zhang, S.; Wang, S.; Zhang, J.; Jiang, Y.; Ji, Q.; Zhang, Z.; Wang, Z. Increasing phase change latent heat of stearic acid via nanocapsule interface confinement. *J. Phys. Chem. C* **2013**, *117*, 23412–23417. [[CrossRef](#)]
106. Zhang, L.; Li, R.; Tang, B.; Wang, P. Solar-thermal conversion and thermal energy storage of graphene foam-based composites. *Nanoscale* **2016**, *8*, 14600–14607. [[CrossRef](#)]
107. Chen, Z.; Shan, F.; Cao, L.; Fang, G. Synthesis and thermal properties of shape-stabilized lauric acid/activated carbon composites as phase change materials for thermal energy storage. *Sol. Energy Mater. Sol. Cells* **2012**, *102*, 131–136. [[CrossRef](#)]
108. Huang, X.; Liu, Z.; Xia, W.; Zou, R.; Han, R.P.S. Alkylated phase change composites for thermal energy storage based on surface-modified silica aerogels. *J. Mater. Chem. A* **2015**, *3*, 1935–1940. [[CrossRef](#)]
109. Feng, L.; Zheng, J.; Yang, H.; Guo, Y.; Li, W.; Li, X. Preparation and characterization of polyethylene glycol/active carbon composites as shape-stabilized phase change materials. *Sol. Energy Mater. Sol. Cells* **2011**, *95*, 644–650. [[CrossRef](#)]
110. Tyagi, V.V.; Panwar, N.L.; Rahim, N.A.; Kothari, R. Review on solar air heating system with and without thermal energy storage system. *Renew. Sustain. Energy Rev.* **2012**, *16*, 2289–2303. [[CrossRef](#)]
111. Pasupathy, A.; Velraja, R.; Seeniraj, R.V. Phase change material-based building architecture for thermal management in residential and commercial establishments. *Renew. Sustain. Energy Rev.* **2008**, *12*, 39–64. [[CrossRef](#)]
112. Jeon, J.; Lee, J.H.; Seo, J.; Jeong, S.G.; Kim, S. Application of PCM thermal energy storage system to reduce building energy consumption. *J. Therm. Anal. Calorim.* **2013**, *111*, 279–288. [[CrossRef](#)]
113. Biçer, A.; Sari, A. New kinds of energy-storing building composite PCMs for thermal energy storage. *Energy Convers. Manag.* **2013**, *69*, 148–156. [[CrossRef](#)]
114. Waqas, A.; Din, Z.U. Phase change material (PCM) storage for free cooling of buildings—A review. *Renew. Sustain. Energy Rev.* **2013**, *18*, 607–625. [[CrossRef](#)]
115. Dutil, Y.; Rousse, D.; Lassue, S.; Zalewski, L.; Joulin, A.; Virgone, J.; Kuznik, F.; Johannes, K.; Dumas, J.P.; Bédécarrats, J.P.; et al. Modeling phase change materials behavior in building applications: Comments on material characterization and model validation. *Renew. Energy* **2014**, *61*, 132–135. [[CrossRef](#)]
116. Barba, A.; Spiga, M. Discharge mode for encapsulated PCMs in storage tanks. *Sol. Energy* **2003**, *74*, 141–148. [[CrossRef](#)]
117. Cabeza, L.F.; Ibáñez, M.; Solé, C.; Roca, J.; Nogués, M. Experimentation with a water tank including a PCM module. *Sol. Energy Mater. Sol. Cells* **2006**, *90*, 1273–1282. [[CrossRef](#)]
118. Sole, C.; Medrano, M.; Castell, A.; Nogue, M.; Mehling, H.; Cabeza, L.F. Energetic and exergetic analysis of a domestic water tank with phase change material. *Int. J. Energy Res.* **2008**, *32*, 204–214. [[CrossRef](#)]

119. Mazmana, M.; Cabeza, L.F.; Mehling, H.; Nogues, M.; Evliya, H.; Paksoy, H.O. Utilization of phase change materials in solar domestic hot water systems. *Renew. Energy* **2009**, *34*, 1639–1643. [[CrossRef](#)]
120. Yang, R.; Xu, H.; Zhang, Y. Preparation, physical property and thermal physical property of phase change microcapsule slurry and phase change emulsion. *Sol. Energy Mater. Sol. Cells* **2003**, *80*, 405–416. [[CrossRef](#)]
121. Gschwander, S.; Schossig, P.; Henning, H.M. Micro-encapsulated paraffin in phase-change slurries. *Sol. Energy Mater. Sol. Cells* **2005**, *89*, 307–315. [[CrossRef](#)]
122. Alvarado, J.L.; Marsh, C.; Sohn, C.; Phetteplace, G.; Newell, T. Thermal performance of microencapsulated phase change material slurry in turbulent flow under constant heat flux. *Int. J. Heat Mass Transf.* **2007**, *50*, 1938–1952. [[CrossRef](#)]
123. Trinquet, F.; Karim, L.; Lefebvre, G.; Royon, L. Mechanical properties and melting heat transf. characteristics of shapestabilized paraffin slurry. *Exp. Heat Transf.* **2014**, *27*, 1–13. [[CrossRef](#)]
124. Gil, A.; Oró, E.; Peiró, G.; Álvarez, S.; Cabeza, L.F. Material selection and testing for thermal energy storage in solar cooling. *Renew. Energy* **2013**, *57*, 366–371. [[CrossRef](#)]
125. Kurklu, A.; Ozmerzi, A.; Bilgin, S. Thermal performance of a water-phase change material solar collector. *Renew. Energy* **2002**, *26*, 391–399. [[CrossRef](#)]
126. Mondal, S. Phase change materials for smart textiles—An overview. *Appl. Therm. Eng.* **2008**, *28*, 1536–1550. [[CrossRef](#)]
127. Nelson, G. Application of microencapsulation in textiles. *Int. J. Pharm.* **2002**, *242*, 55–62. [[CrossRef](#)]
128. Wang, S.X.; Li, Y.; Hu, J.Y.; Tokura, H.; Song, Q.W. Effect of phase-change material on energy consumption of intelligent thermalprotective clothing. *Polym. Test.* **2006**, *25*, 580–587. [[CrossRef](#)]
129. Chen, C.H.; Wang, L.; Huang, Y. Electrospinning of thermo-regulating ultrafine fibers based on polyethylene glycol/cellulose acetate composite. *Polymer* **2007**, *48*, 5202–5207. [[CrossRef](#)]
130. Zhang, H.; Yang, S.; Liu, H.; Fang, Y.; Jiang, S.; Guo, J. Preparation of PNHMPA/PEG interpenetrating polymer networks gel and its application for phase change fibers. *J. Appl. Polym. Sci.* **2013**, *129*, 1563–1568. [[CrossRef](#)]
131. Lafdi, K.; Mesalhy, O.; Elgafy, A. Graphite foams infiltrated with phase change materials as alternative materials for space and terrestrial thermal energy storage applications. *Carbon* **2008**, *46*, 159–168. [[CrossRef](#)]
132. Cui, H.; Xing, Y.; Guo, Y.; Wang, Z.; Cui, H.; Yuan, X. Numerical simulation and experiment investigation on unit heat exchange tube for solar heat receiver. *Sol. Energy* **2008**, *82*, 1229–1234. [[CrossRef](#)]
133. Cui, H.; Yuan, X.; Hou, X. Thermal performance analysis for a heat receiver using multiple phase change materials. *Appl. Therm. Eng.* **2003**, *23*, 2353–2361. [[CrossRef](#)]
134. Wu, W.F.; Liu, N.; Cheng, W.L.; Liu, Y. Study on the effect of shape-stabilized phase change materials on spacecraft thermal control in extreme thermal environment. *Energy Convers. Manag.* **2013**, *69*, 174–180. [[CrossRef](#)]

