


RESEARCH ARTICLE

TCM2COVID: A resource of anti-COVID-19 traditional Chinese medicine with effects and mechanisms

Liping Ren^{1,2} | Yi Xu³ | Lin Ning^{2,3} | Xianrun Pan⁴ | Yuchen Li² |
Qi Zhao⁵ | Bo Pang⁶ | Jian Huang³ | Kejun Deng³ | Yang Zhang¹ 

¹Innovative Institute of Chinese Medicine and Pharmacy, Academy for Interdiscipline, Chengdu University of Traditional Chinese Medicine, Chengdu, China

²School of Healthcare Technology, Chengdu Neusoft University, Chengdu, China

³School of Life Science and Technology, University of Electronic Science and Technology of China (UESTC), Chengdu, China

⁴College of Medical Technology, Chengdu University of Traditional Chinese Medicine, Chengdu, China

⁵College of Food and Biological Engineering, Chengdu University, Chengdu, China

⁶Beijing CapitalBio Technology Co., Ltd., Beijing, China

Correspondence

Jian Huang, School of Life Science and Technology, University of Electronic Science and Technology of China (UESTC), Chengdu, China.
Email: hj@uestc.edu.cn

Kejun Deng, School of Life Science and Technology, University of Electronic Science and Technology of China (UESTC), Chengdu, China.
Email: dengkj@uestc.edu.cn

Yang Zhang, Innovative Institute of Chinese Medicine and Pharmacy, Academy for Interdiscipline, Chengdu University of Traditional Chinese Medicine, Chengdu 611137, China.
Email: yangzhang@cdutcm.edu.cn and zhy1001@alu.uestc.edu.cn

Funding information

National Natural Science Foundation of China, Grant/Award Numbers: 62071099, 81872957, 82130112; Basic and Applied Basic Research Fund of Guangdong Province, Grant/Award Number:

Abstract

In China, traditional Chinese medicine (TCM) has been widely used for coronavirus infectious disease 2019 (COVID-19) prevention, treatment, and recovery and has played a part in the battle against the disease. A variety of TCM treatments have been recommended for different stages of COVID-19. But, to the best of our knowledge, a comprehensive database for storing and organizing anti-COVID TCM treatments is still lacking. Herein, we developed TCM2COVID, a manually curated resource of anti-COVID TCM formulas, natural products (NPs), and herbs. The current version of TCM2COVID (1) documents over 280 TCM formulas (including over 300 herbs) with detailed clinical evidence and therapeutic mechanism information; (2) records over 80 NPs with detailed potential therapeutic mechanisms; and (3) launches a useful web server for querying, analyzing and visualizing documented formulas similar to those supplied by the user (formula similarity analysis). In summary, TCM2COVID provides a user-friendly and practical platform for documenting, querying, and browsing anti-COVID TCM treatments, and will help in the development and elucidation of the mechanisms of action of new anti-COVID TCM therapies to support the fight against the COVID-19 epidemic. TCM2COVID is freely available at <http://zhangy-lab.cn/tcm2covid/>.

Liping Ren, Yi Xu, and Lin Ning contributed equally to this study.

[Correction added on 12 August 2022, after first online publication: In the previous published version of the article, corresponding author address and affiliation had errors that are now corrected.]

This is an open access article under the terms of the Creative Commons Attribution License, which permits use, distribution and reproduction in any medium, provided the original work is properly cited.

© 2022 The Authors. *iMeta* published by John Wiley & Sons Australia, Ltd on behalf of *iMeta* Science.

2019A1515110701; Natural Science
Foundation of Sichuan Province,
Grant/Award Number: 2022NSFSC1610

KEYWORDS

COVID-19, database, herb, natural product, traditional Chinese medicine

Highlights

- TCM2COVID documents over 280 TCM formulas (including over 300 herbs) with detailed clinical evidence and therapeutic mechanism information.
- TCM2COVID records over 80 NPs with detailed potential therapeutic mechanisms.
- TCM2COVID launches a useful web server for querying, analyzing, and visualizing documented formulas similar to those supplied by the user (formula similarity analysis).

INTRODUCTION

The coronavirus infectious disease 2019 (COVID-19) pandemic has lasted for more than 2 years and is a serious threat to global public health [1–3]. The highly contagious BA.2 sub-variant of omicron has been surging in many countries, and as of 1 May 2022, over 500 million confirmed cases and over six million deaths have been reported globally [4, 5]. Nevertheless, medical workers and scientists all over the world are working tirelessly to combat the epidemic [5, 6]. In China, traditional Chinese medicine (TCM) has been widely used for COVID-19 prevention, treatment, and recovery and has played a part in the battle against the disease [1, 7–9]. A variety of TCM formulas such as “3 medicines (Jinhua Qinggan granule, Lianhua Qingwen capsule/granule, and Xuebijing injection)” and “3 formulations (Qingfei Paidu, Huashi Baidu, and Xuanfei Baidu granule)” have been recommended for different stages of COVID-19, covering the asymptomatic infection period, clinical treatment period, and recovery period [10, 11]. In addition, some Asian countries such as South Korea and Japan have fully or partially incorporated TCM treatments [12, 13].

At present, a series of clinical trial studies from multiple hospitals in China have been launched to investigate the efficacy and safety of TCM therapies for COVID-19. Accumulated clinical evidence shows that TCM has a significant positive impact on COVID-19 patients, by reducing clinical symptoms, promoting recovery, improving chest images, and inhibiting disease progression [14, 15]. Meanwhile, an increasing number of studies on therapeutic mechanisms have shown that TCM treatment not only targets the virus but also improves the whole body [16–19]. In addition, many natural products (NPs) and derivatives (such as Proscillaridin A, Scutellarein, Phillyrin, Quercetagenin, and Dihydromyricetin) from TCM herbs have been

shown to exhibit activity against SARS-Cov-2 by *in vitro* assays and/or *in silico* methods (network pharmacology analysis, molecular docking, and virtual screening, etc.) [20–25]. Summarizing the evidence from current studies, the effects and mechanisms of the TCM therapies mainly include the following: inhibiting virus invasion and replication by targeting key molecules (the S protein, ACE2, 3CLpro, PLpro and RdRp, TMPRSS2, etc.); regulating immune and inflammatory responses by targeting various immune factors; and improving complications and symptoms (Figure 1) [1, 26–29].

Recently, some studies began to collect the applied formulas of TCM, systematically explore the potential mechanisms underlying the TCM recipes, and screen the key herbs and ingredients for combating COVID-19 [16, 30]. However, to the best of our knowledge, a comprehensive database for storing and organizing anti-COVID TCM treatments is still lacking. Herein, we developed TCM2COVID, a manually curated resource of anti-COVID TCM formulas, NPs, and herbs, which aims to provide a platform for the efficient manipulation, browsing, and analysis of anti-COVID TCM treatments. TCM2COVID is freely available at <http://zhangy-lab.cn/tcm2covid/>.

RESULTS

Web interface

TCM2COVID provides a convenient web interface that enables users to retrieve anti-COVID TCM treatment data, and a web server has been developed for formula similarity analysis (Figure 2). Via the navigation bar, users can easily link to the Search, Download, Webserver, and Statistics pages. The Search page enables users to easily query TCM formulas, herbs, and NPs by inputting keywords (English, Chinese, Pinyin, or Latin name). On the Homepage, users

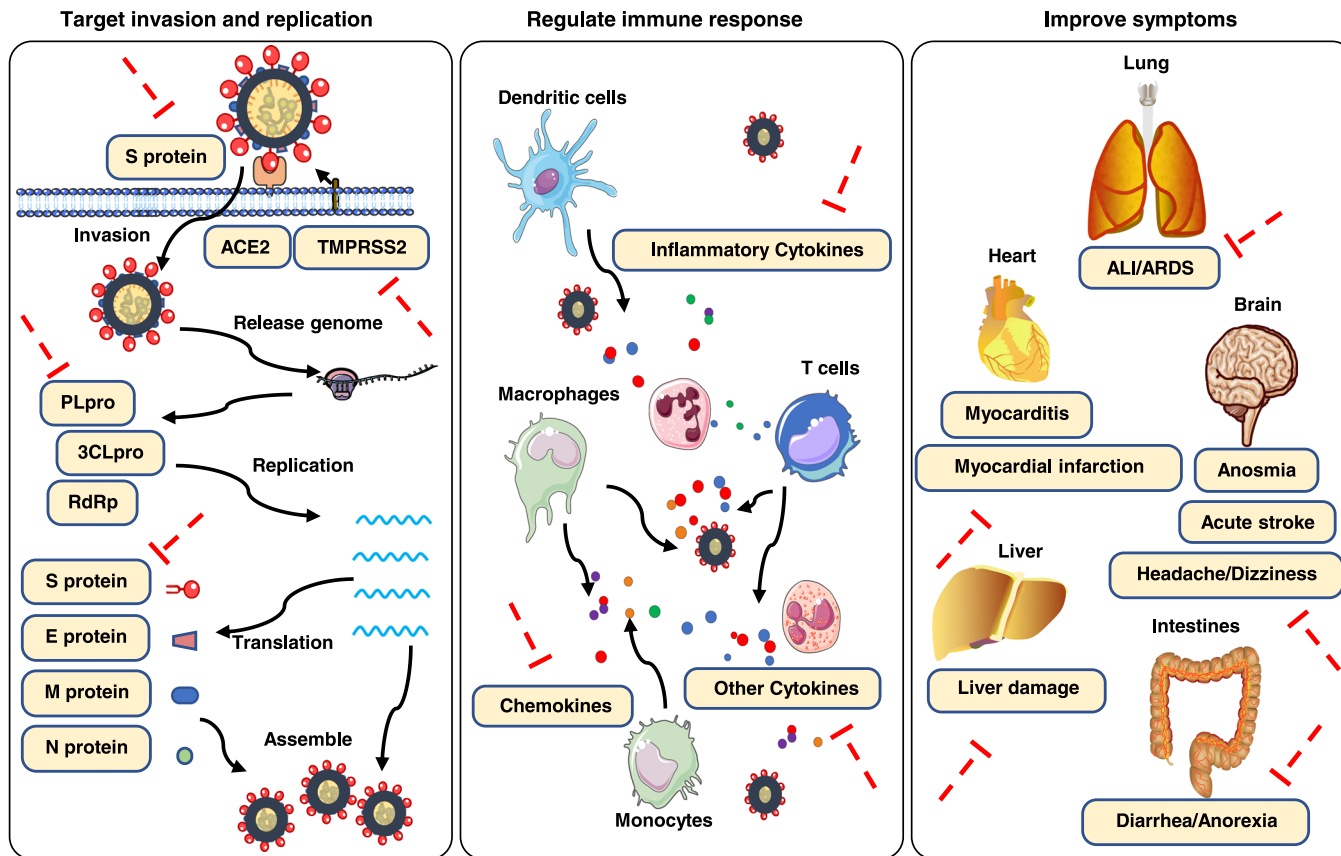


FIGURE 1 Therapeutic mechanisms of TCM treatments. (1) inhibiting virus invasion and replication by targeting key molecules; (2) regulating immune and inflammatory responses by targeting various immune factors; (3) improving complications and symptoms. TCM, traditional Chinese medicine.

also can browse the TCM formulas, herbs, and NPs data in the database by clicking on the corresponding hyperlink. The statistics for the TCM formulas, herbs, and NPs are presented on the Statistics page. All the data can be downloaded from the Download page. For user convenience, TCM2COVID features a Webserver page for formula similarity analysis. Users can upload herb lists of their own formulas to perform formula similarity analysis, and the results are presented as a bubble chart on the Result page. In addition, TCM2COVID provides detailed instructions and an example on the Help page.

Data querying and results presentation

To make it convenient for users to query and browse data, TCM2COVID provides three different search methods on the Search page, including “Formula Search” (searching a formula by inputting its Chinese name or Pinyin name), “Natural Product Search” (searching an NP by inputting its English name, Molecular formula, or PubChem CID) and “Herb Search” (searching a herb by inputting its English name, Chinese name, or Pinyin

name) (Figure 3). A summary of the search results is presented in a table on the Result page. Detailed information on certain formulas, NPs, and herb entries can be viewed on the Detail page by clicking “more.” For formula entry, the Detail page presents basic information (name, dosage form, herbs contained in this formula, etc.), COVID Treatment Information (virus, IC50 (EC50) or dosage, improvement in symptoms, potential mechanism, etc.) and references information. For NP entry, the Detail page presents the basic information (NP name, 2D-Structure, molecular formula, SMILES, original herbs, etc.), COVID Treatment Information (virus, effects, dosage, in silico method, etc.), and references information. For herb entry, the Detail page presents basic information (name, properties, meridians, indications, etc.) and a related ingredients list. Meanwhile, TCM2COVID provides an embedded network plot web tool on the Detail page to present the relationships between herbs and formulas or NPs. Users can highlight interactions of interest by moving the cursor over the diagram. Additionally, detailed instructions for querying, browsing, and analyzing anti-COVID TCM treatments have been provided on the website of the database.

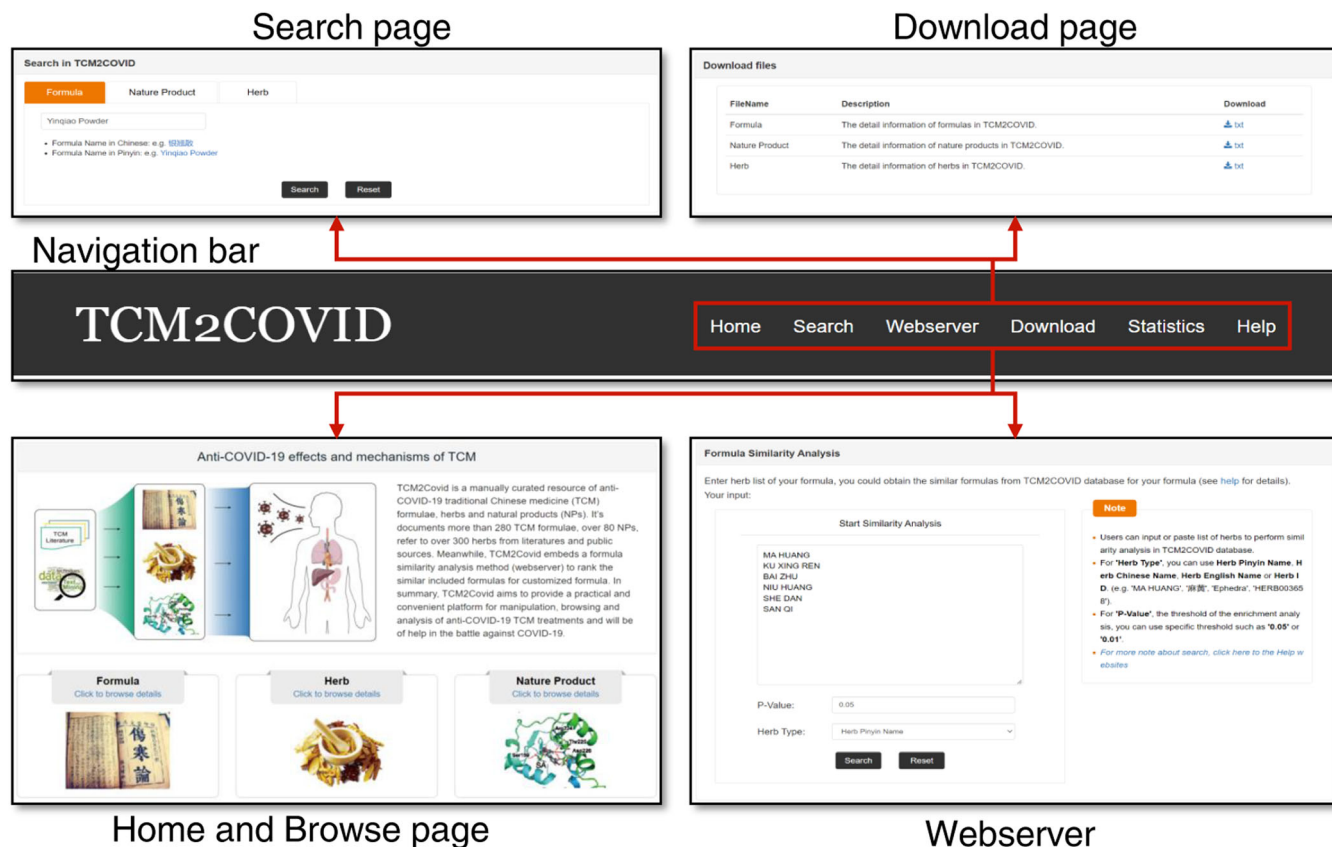


FIGURE 2 Web interface of TCM2COVID. Users can link to the Search, Download, Webserver, Statistics, and Help pages via the navigation bar.

Webserver for formula similarity analysis

For user convenience, TCM2COVID launches a webserver for formula similarity analysis (Figure 4). First, users can fill out the herb list of the queried formula in the query window (inputting the herb's English name, Chinese name, Pinyin name, or ID). Users can also determine the threshold of the p value for Fisher's exact test. When the analysis is complete, the results are presented as a bubble plot on the Result page. The size of each bubble represents the FS score, and the color of the bubble represents the significance of the FS score. The results table containing FS scores and p values can be downloaded from the Result page.

DISCUSSION

In China, TCM is playing an important role in the global fight against COVID-19, and some studies begin to investigate the integrative mechanisms of TCMs by systematically analyzing the anti-COVID-19 TCM recipes [16, 30, 31]. Of which, Zhang et al. developed a comprehensive platform named soFDA, which integrated a network of disease–syndrome–TCM formula associations, and

provided a series of elaborate web tools for TCM analysis. Users could query and analyze the potential COVID-19 TCM formulas using the platform. However, a specialized database for storing and organizing anti-COVID TCM treatments is still lacking. Herein, we developed TCM2COVID, a manually curated resource of anti-COVID TCM formulas, NPs, and herbs. We believe that the TCM2COVID database will be a useful resource for the systematic studies and tools related to TCM and COVID-19 therapy.

Although a series of TCM therapies have been approved to treat COVID-19 [32, 33], the safety and effectiveness of TCM are still debated in the global medical field [34–36]. Due to a lack of high-quality and rigorously peer-reviewed clinical trials and poor understanding of the mechanism of action of TCM therapies, some studies suggest that the use of herbal drugs to treat COVID-19 should be with caution [13, 35, 37]. Unfortunately, the argument has become political recently, making TCM an issue of political claims, which distorts what medicine should focus on and has hampered efforts to fight against COVID-19 [38]. Despite this, there are many studies that have called for breaking down boundaries between Eastern and Western medicine and suggest that a proper combination of TCM and Western medicine could better control the disease progression and

Search page

Formula Nature Product Herb

Yinqiao Powder

- Formula Name in Chinese: e.g. 银翘散
- Formula Name in Pinyin: e.g. Yinqiao Powder

Search Reset

Result page

show 10 entries Search:

Formula Name in Pinyin	Formula Name in Chinese	Virus	More
Xuebijing Injection	血必净注射液	SARS-CoV-2; SARS-CoV	more

Showing 1 to 1 of 1 entries First Previous 1 Next Last

Detail page

Formula Name in Chinese	血必净注射液	Basic information
Formula Name in Pinyin	Xuebijing Injection	
Dosage Form	Injection	
Herbs Contained in This Formula	红花; 赤芍; 川芎; 丹参; 当归	
Virus	SARS-CoV-2; SARS-CoV	COVID Treatment Information
Range of Clinical Applications	Treatment	
IC50 (EC50) or dosage	11.75 mg/ml	
Improvement in Symptoms	1)The results showed that XBJ was able to protect cells from virus-induced cell death and inhibit the average size and plaque number in XBJ-treated cells in a dose-dependent manner; 2)indications for:Fever, shortne	
Title:	The study on the treatment of Xuebijing injection (XBJ) in adults with severe or critical Corona Virus Disease 2019 and the inhibitory effect of XBJ against SARS-CoV-2.	
PMID:	32653650	
Journal:	Pharmacological research	
Year:	2020-10-01	
References information		
<p>Legend: ● Formula, ● Herb</p> <p>Network of herbs related to the formula</p>		

FIGURE 3 The Search page, Result page and Detail page (use Xuebijing Injection as an example)

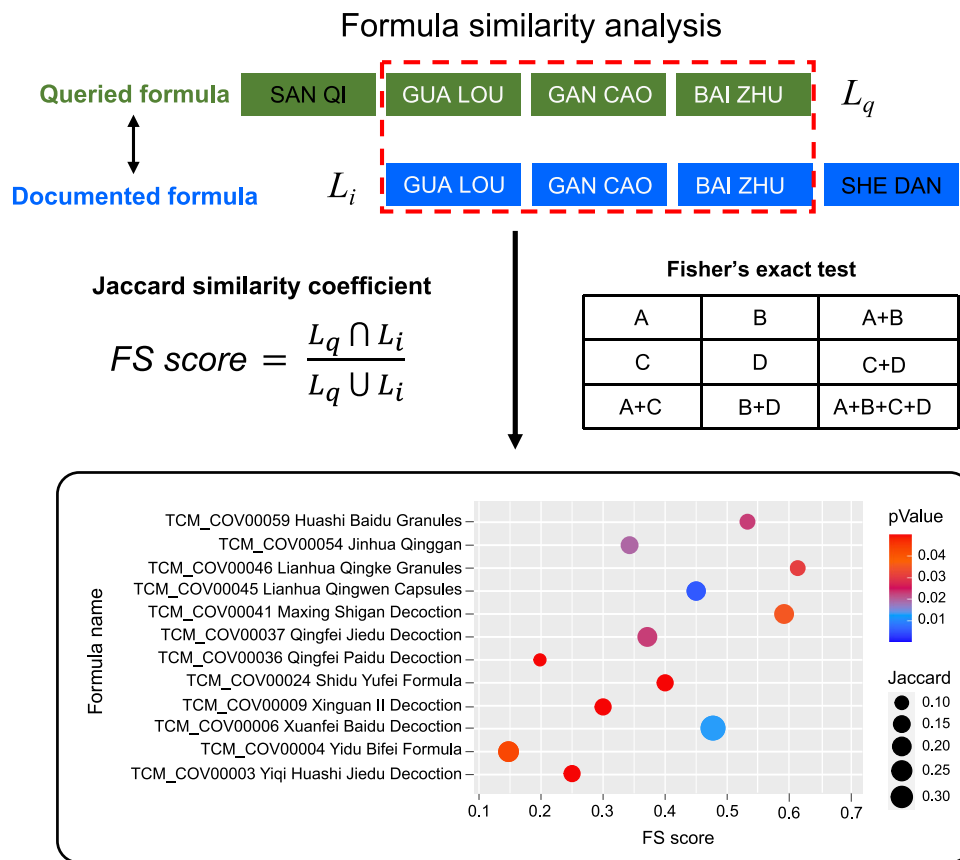


FIGURE 4 Schematic diagram of the webserver for formula similarity analysis

post-disease syndromes [39–44]. Herein, as part of the efforts for probing these issues, TCM2COVID, a comprehensive database, documents the detailed information on anti-COVID TCM treatments and is undoubtedly a useful toolkit to help settle the controversy surrounding the effects and mechanisms of TCM therapies.

TCM2COVID still has some limitations. First, all formulas documented in the database are lacking information on herb proportion and importance (such as the principle of “monarch, ministerial, assistant and guide”), because most of original sources didn’t provide these data. Meanwhile, some TCMs usually treat COVID-19 in combination with western medicine, which is also an important part of the COVID-19 treatments and should be collected in the database. Therefore, to remedy these data limitations, we will continue to collect and sort this information and update TCM2COVID in the future.

The current version of TCM2COVID documents TCM formulas and NPs from the literature and public sources. First, knowledge of the potential therapeutic mechanisms of the documented TCM therapies stored in TCM2COVID could provide suggestions for the pharmacological study and functional characterization of new anti-COVID TCM treatments. Second, the

continued accumulation of clinical trial data and outcomes of anti-COVID TCM treatments will definitely provide the basis for clinical research and therapy for the disease. In addition, for user convenience, TCM2COVID launches a webserver for formula similarity analysis, which provides a useful platform for querying, analyzing, and visualizing documented formulas similar to those supplied by the user and thus definitely could be a useful tool for a basic and clinical study on new anti-COVID TCM formulas.

CONCLUSION

In summary, TCM2COVID documents over 280 TCM formulas (including over 300 herbs) with detailed clinical evidence and therapeutic mechanism information, and records over 80 NPs with detailed potential therapeutic mechanisms. It provides a user-friendly and practical platform for documenting, querying, and browsing anti-COVID TCM treatments and will help in the development and elucidation of the mechanisms of action of new anti-COVID TCM therapies to support the fight against the COVID-19 epidemic.

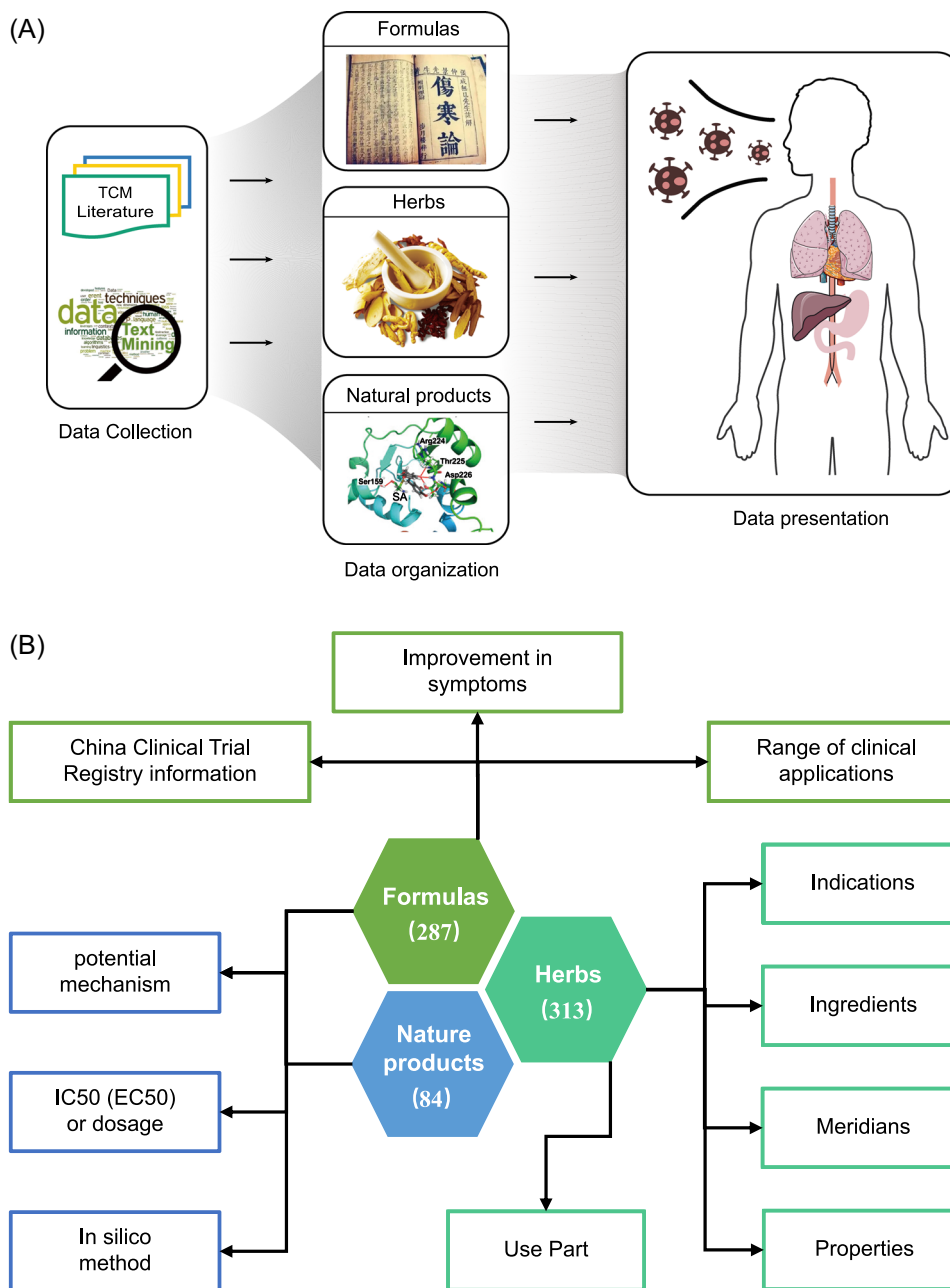


FIGURE 5 Collection, annotation, and organization of the TCM formulas, herbs, and NPs data. (A) Schematic of the database architecture. It contains data collection, data organization, and data presentation. (B) Statistics, annotation, and organization of the TCM formulas, herbs, and NPs data. NP, natural product; TCM, traditional Chinese medicine.

METHODS

Anti-COVID TCM formulas

The TCM formulas in the TCM2COVID database were curated manually from peer-reviewed studies and public sources, including national and local health commissions, hospitals, and TCM research institutes (Figure 5A). A total of 287 TCM formulas were collected, including 109 established TCM formulas,

143 formulas from the “Diagnosis and Treatment Protocol for COVID-19” guidelines recommended by different health commissions, and 35 formulas prescribed by the “Master of TCM.” Detailed clinical evidence and therapeutic mechanism information, such as “potential mechanism,” “improvement in symptoms,” “IC50 (EC50) or dosage,” and “China Clinical Trial information (from Chinese Clinical Trial Registry (ChiCTR))” (Figure 5B), are also collected in the database. Moreover, 6 of the 287

TCM formulas have also been reported to be suitable for treating SARS.

Anti-COVID NPs

The NPs in the TCM2COVID database were curated manually from peer-reviewed studies (Figure 5A). A total of 84 NPs were collected; of these, 48 NPs showed anti-SARS-CoV-2 effects, 29 NPs showed anti-SARS-CoV effects, 2 NPs showed anti-MERS-CoV effects, and 4 NPs showed both anti-SARS-CoV and anti-SARS-CoV-2 effects, and 1 NP showed both anti-MERS-CoV and anti-SARS-CoV-2 effects. We also collected information on the “potential mechanism” and “IC50 (EC50) or dosage” for the anti-COVID NPs from the literature (Figure 5B). Moreover, 14 NPs that have recently been explored by *in silico* methods (network pharmacology analysis, molecular docking, and virtual screening, etc.) are also documented in the TCM2COVID database.

Anti-COVID herbs

All the documented TCM formulas and NPs refer to 313 herbs. Information on “Properties,” “Meridians,” “Use Part,” “Indication,” and “Ingredients” was collected from the HERB database [45], SymMap database [46], TCMID 2.0 database [47] and ETCM database (Figure 5B) [48]. To unify the herbs and NPs from multiple resources into authoritative reference databases, the herbs in TCM2COVID were mapped to the HERB database (Herb id), and the NPs and the herb ingredients were mapped to the NCBI PubChem database (PubChem CID) [49].

Pipeline for formula similarity analysis

For user convenience, TCM2COVID launches a webserver for formula similarity analysis (Figure 4). First, TCM2COVID quantifies the similarity between queried formula q and documented formula i using the formula similarity (FS) score, which is calculated by the Jaccard similarity coefficient [50, 51]:

$$FS \text{ score} = \frac{L_q \cap L_i}{L_q \cup L_i}, \quad (1)$$

where L_q is the herb list of queried formula q and L_i is the herb list of documented formula i . Additionally, we estimated the significance of the similarity between

the queried formula and the documented formula with Fisher's exact test.

Architecture

TCM2COVID is implemented using the HTML and PHP languages with the MySQL server. The interface component consists of web pages designed and implemented in HTML/CSS. It has been tested in Google Chrome, Firefox, and Internet Explorer web browsers.

AUTHOR CONTRIBUTIONS

Conceptualization: Yang Zhang, Kejun Deng, and Jian Huang. *Investigation:* Liping Ren, Yi Xu, Lin Ning, and Yuchen Li. *Coding:* Yi Xu and Yang Zhang. *Data collection:* Liping Ren, Xianrun Pan, Yang Zhang, Qi Zhao, Bo Pang, and Yuchen Li. *Writing:* Yang Zhang, Kejun Deng, and Jian Huang. *Funding acquisition:* Yang Zhang, Kejun Deng, and Jian Huang. All authors have read the final manuscript and approved it for publication.

ACKNOWLEDGMENTS

We thank the National Natural Science Foundation of China (62071099, 81872957, 82130112), Natural Science Foundation of Sichuan Province (2022NSFSC1610), and Basic and Applied Basic Research Fund of Guangdong Province (2019A1515110701).

CONFLICT OF INTEREST

The authors declare no conflict of interest.

DATA AVAILABILITY STATEMENT

All the data analyzed in the study are freely available at <http://zhangy-lab.cn/tcm2covid/>.

ORCID

Yang Zhang  <http://orcid.org/0000-0002-1317-120X>

REFERENCES

1. Lyu, Ming, Guanwei Fan, Guangxu Xiao, Taiyi Wang, Dong Xu, Jie Gao, Shaoqin Ge, et al. 2021. “Traditional Chinese Medicine in COVID-19.” *Acta Pharmaceutica Sinica B* 11: 3337–63. <https://doi.org/10.1016/j.apsb.2021.09.008>
2. Li, Liyang, Qihong Huang, Diane C. Wang, David H. Ingbar, and Xiangdong Wang. 2020. “Acute Lung Injury in Patients With COVID-19 Infection.” *Clinical and Translational Medicine* 10: 20–27. <https://doi.org/10.1002/ctm2.16>
3. Lv, Hao, Lei Shi, Joshua William Berkenpas, Fu-Ying Dao, Hasan Zulfiqar, Hui Ding, Yang Zhang, Liming Yang, and Renzhi Cao. 2021. “Application of Artificial Intelligence and Machine Learning for COVID-19 Drug Discovery and Vaccine

- Design." *Briefings in Bioinformatics* 22: bbab320. <https://doi.org/10.1093/bib/bbab320>
4. Rahimi, Farid, and Amin Talebi Bezmin Abadi. 2022. "The Omicron Subvariant BA.2: Birth of a New Challenge During the COVID-19 Pandemic." *International Journal of Surgery* 99: 106261. <https://doi.org/10.1016/j.ijssu.2022.106261>
 5. Fan, Yao, Xiang Li, Lei Zhang, Shu Wan, Long Zhang, and Fangfang Zhou. 2022. "SARS-CoV-2 Omicron Variant: Recent Progress and Future Perspectives." *Signal Transduction and Targeted Therapy* 7: 141. <https://doi.org/10.1038/s41392-022-00997-x>
 6. Lavazza, Andrea, and Mirko Farina. 2020. "The Role of Experts in the Covid-19 Pandemic and the Limits of Their Epistemic Authority in Democracy." *Frontiers in Public Health* 8: 356. <https://doi.org/10.3389/fpubh.2020.00356>
 7. Huang, Kai, Pan Zhang, Zhenghao Zhang, Ji Youn Youn, Chen Wang, Hongchun Zhang, and Hua Cai. 2021. "Traditional Chinese Medicine (TCM) in the Treatment of COVID-19 and Other Viral Infections: Efficacies and Mechanisms." *Pharmacology & Therapeutics* 225: 107843. <https://doi.org/10.1016/j.pharmthera.2021.107843>
 8. Ren, Jun-Ling, Ai-Hua Zhang, and Xi-Jun Wang. 2020. "Traditional Chinese Medicine for COVID-19 Treatment." *Pharmacological Research* 155: 104743. <https://doi.org/10.1016/j.phrs.2020.104743>
 9. Li, Heng, Li Yang, Fei-fei Liu, Xin-na Ma, Pei-lan He, Wei Tang, Xian-kun Tong, and Jian-ping Zuo. 2020. "Overview of Therapeutic Drug Research for COVID-19 in China." *Acta Pharmacologica Sinica* 41: 1133–40. <https://doi.org/10.1038/s41401-020-0438-y>
 10. Lee, Beom-Joon, Ju Ah Lee, Kwan-Il Kim, Jun-Yong Choi, and Hee-Jae Jung. 2020. "A Consensus Guideline of Herbal Medicine for Coronavirus Disease 2019." *Integrative Medicine Research* 9: 100470. <https://doi.org/10.1016/j.imr.2020.100470>
 11. Zhang, Shuo, Zhen Yang, Zhen-Lin Chen, Zhuo-Ning Li, Shi-Jun Yue, Jia-Jia Li, Yu-Ping Tang. 2022. Efficacy and Safety of "Three Chinese Patent Medicines and Three TCM Prescriptions" for COVID-19: A Systematic Review and Network Meta-Analysis. *Evidence-Based Complementary and Alternative Medicine* 2022: 4654793. <https://doi.org/10.1155/2022/4654793>
 12. Silveira, Damaris, Jose Maria Prieto-Garcia, Fabio Boylan, Omar Estrada, Yris Maria Fonseca-Bazzo, Claudia Masrouah Jamal, Pérola Oliveira Magalhães, et al. 2020. "COVID-19: Is There Evidence for the Use of Herbal Medicines as Adjuvant Symptomatic Therapy?" *Frontiers in Pharmacology* 11: 581840. <https://doi.org/10.3389/fphar.2020.581840>
 13. Wang, Yangzihan, Trisha Greenhalgh, Jon Wardle, and T. C. M. Rapid Review Team Oxford. 2022. "Chinese Herbal Medicine ("3 Medicines and 3 Formulations") for COVID-19: Rapid Systematic Review and Meta-Analysis." *Journal of Evaluation in Clinical Practice* 28: 13–32. <https://doi.org/10.1111/jep.13614>
 14. Ren, Wei, Pan Liang, Yue Ma, Qin Sun, Qingrong Pu, Li Dong, Gang Luo, et al. 2021. "Research Progress of Traditional Chinese Medicine Against COVID-19." *Biomedicine & Pharmacotherapy* 137: 111310. <https://doi.org/10.1016/j.biopha.2021.111310>
 15. Kang, Xiaomin, De Jin, Linlin Jiang, Yuqing Zhang, Yuehong Zhang, Xuedong An, Liyun Duan, et al. 2022. "Efficacy and Mechanisms of Traditional Chinese Medicine for COVID-19: A Systematic Review." *Chinese Medicine* 17: 30. <https://doi.org/10.1186/s13020-022-00587-7>
 16. Zhang, Yuejian, Yibo Li, Xiting Wang, Rendong Qu, Juan Li, Tengting Li, Tian He, et al. 2020. "Herbal Plants Coordinate COVID-19 in Multiple Dimensions—An Insight Analysis for Clinically Applied Remedies." *International Journal of Medical Sciences* 17: 3125–45. <https://doi.org/10.7150/ijms.50260>
 17. Shah, Taif, Ke-Yao Xia, Zahir Shah, and Zulqarnain Baloch. 2022. "Therapeutic Mechanisms and Impact of Traditional Chinese Medicine on COVID-19 and Other Influenza Diseases." *Pharmacological Research—Modern Chinese Medicine* 2: 100029. <https://doi.org/10.1016/j.prmcm.2021.100029>
 18. Li, Bao-Hong, Zhong-Yuan Li, Miao-Miao Liu, Jing-Zhen Tian, and Qing-Hua Cui. 2021. "Progress in Traditional Chinese Medicine Against Respiratory Viruses: A Review." *Frontiers in Pharmacology* 12: 743623. <https://doi.org/10.3389/fphar.2021.743623>
 19. Zhao, Fangfang, Zhenhong Yang, Ningqun Wang, Kunlin Jin, and Yumin Luo. 2021. "Traditional Chinese Medicine and Western Medicine Share Similar Philosophical Approaches to Fight COVID-19." *Aging and Disease* 12: 1162–68. <https://doi.org/10.14336/AD.2021.0512>
 20. Wang, Zhonglei, and Liyan Yang. 2021. "Chinese Herbal Medicine: Fighting SARS-CoV-2 Infection on All Fronts." *Journal of Ethnopharmacology* 270: 113869. <https://doi.org/10.1016/j.jep.2021.113869>
 21. Liu, Hongbo, Fei Ye, Qi Sun, Hao Liang, Chunmei Li, Siyang Li, Roujian Lu, et al. 2021. "Scutellaria Baicalensis Extract and Baicalein Inhibit Replication of SARS-CoV-2 and its 3C-like Protease In Vitro." *Journal of Enzyme Inhibition and Medicinal Chemistry* 36: 497–503. <https://doi.org/10.1080/14756366.2021.1873977>
 22. Chakravarti, Rudra, Rajveer Singh, Arijit Ghosh, Dhritiman Dey, Priyanka Sharma, Ravichandiran Velayutham, Syamal Roy, and Dipanjan Ghosh. 2021. "A Review on Potential of Natural Products in the Management of COVID-19." *RSC Advances* 11: 16711–35. <https://doi.org/10.1039/D1RA00644D>
 23. Antonio, Ananda da Silva, Larissa Silveira Moreira Wiedemann, and Valdir Florêncio Veiga-Junior. 2020. "Natural Products' Role Against COVID-19." *RSC Advances* 10: 23379–93. <https://doi.org/10.1039/D0RA03774E>
 24. Liu, Qiaoming, Jun Wan, and Guohua Wang. 2021. "A Survey on Computational Methods in Discovering Protein Inhibitors of SARS-CoV-2." *Briefings in Bioinformatics* 23: bbab416. <https://doi.org/10.1093/bib/bbab416>
 25. Li, Rong, Ka Wu, Yu Li, Xiao Liang, Keng Po Lai, and Jian Chen. 2020. "Integrative Pharmacological Mechanism of Vitamin C Combined With Glycyrrhizic Acid Against COVID-19: Findings of Bioinformatics Analyses." *Briefings in Bioinformatics* 22: 1161–74. <https://doi.org/10.1093/bib/bbaa141>
 26. Deng, Wei, Qi Kong Yanfeng Xu, Pin Yu Jing Xue, Qi Lv Jiangning Liu, Qiang Wei Fengdi Li, and Linlin Bao. 2020. "Therapeutic Efficacy of Pudilan Xiaoyan Oral Liquid (PDL) for COVID-19 In Vitro and In Vivo." *Signal Transduction and Targeted Therapy* 5: 66. <https://doi.org/10.1038/s41392-020-0176-0>

27. Zhou, Li-Kun, Zhen Zhou, Xia-Ming Jiang, Yishan Zheng, Xi Chen, Zheng Fu, Gengfu Xiao, et al. 2020. "Absorbed Plant MIR2911 in Honeysuckle Decoction Inhibits SARS-CoV-2 Replication and Accelerates the Negative Conversion of Infected Patients." *Cell Discovery* 6: 54. <https://doi.org/10.1038/s41421-020-00197-3>
28. Liu, Jianghong, Jessica Wang, Xin Liu, and Humphrey Shen. 2021. "The Role of Traditional Chinese Medicine in COVID-19: Theory, Initial Clinical Evidence, Potential Mechanisms, and Implications." *Alternative Therapies, Health and Medicine* 27: 210–27.
29. Huang, Yan, Jing Wang, Yue Zhao, Huafeng Wang, Tianyuan Liu, Yuhe Li, Tianyu Cui, et al. 2021. "cncRNadb: A Manually Curated Resource of Experimentally Supported RNAs With Both Protein-Coding and Noncoding Function." *Nucleic Acids Research* 49: D65–70. <https://doi.org/10.1093/nar/gkaa791>
30. Qiao, Liansheng, Wenting Huang, Xiaoling Zhang, Dong Wang Hongyan Guo, Ronghua Jin Quansheng Feng, Weimin Li Lan Xie, and Jing Cheng. 2021. "Evaluation of the Immunomodulatory Effects of anti-COVID-19 TCM Formulae by Multiple Virus-Related Pathways." *Signal Transduction and Targeted Therapy* 6: 50. <https://doi.org/10.1038/s41392-021-00475-w>
31. Zhang, Yanqiong, Ning Wang, Xia Du, Tong Chen, Zecong Yu, Yuewen Qin, Wenjia Chen, et al. 2022. "SoFDA: an Integrated Web Platform From Syndrome Ontology to Network-Based Evaluation of Disease–Syndrome–Formula Associations for Precision Medicine." *Science Bulletin* 67: 1097–101. <https://doi.org/10.1016/j.scib.2022.03.013>
32. Liu, Jianping, Fei Dong, and Nicola Robinson. 2022. "State-of-the-Art Evidence of Traditional Chinese Medicine for Treating Coronavirus Disease 2019." *Journal of Traditional Chinese Medical Sciences* 9: 2–6. <https://doi.org/10.1016/j.jtcms.2022.01.005>
33. Wang, Wan-Ying, Hua Zhou Ying Xie, and Liang Liu. 2021. "Contribution of Traditional Chinese Medicine to the Treatment of COVID-19." *Phytomedicine* 85: 153279. <https://doi.org/10.1016/j.phymed.2020.153279>
34. Xiong, Yin, Min Gao, Bert van Duijn, Hoyoung Choi, Frits van Horssen, and Mei Wang. 2021. "International Policies and Challenges on the Legalization of Traditional Medicine/Herbal Medicines in the Fight Against COVID-19." *Pharmacological Research* 166: 105472. <https://doi.org/10.1016/j.phrs.2021.105472>
35. Yang, Yichang. 2020. "Use of Herbal Drugs to Treat COVID-19 Should be With Caution." *The Lancet* 395: 1689–90. [https://doi.org/10.1016/S0140-6736\(20\)31143-0](https://doi.org/10.1016/S0140-6736(20)31143-0)
36. Wang, Yali, Xian Zeng, Yufen Zhao, Weiping Chen, and Yu Zong Chen. 2020. "The Pros and Cons of Traditional Chinese Medicines in the Treatment of COVID-19." *Pharmacological Research* 157: 104873. <https://doi.org/10.1016/j.phrs.2020.104873>
37. Gray, Paul E., and Yvonne Belessis. 2020. "The Use of Traditional Chinese Medicines to Treat SARS-CoV-2 May Cause More Harm Than Good." *Pharmacological Research* 156: 104776. <https://doi.org/10.1016/j.phrs.2020.104776>
38. Peng, Altman Yuzhu, and Shuhan Chen. 2021. "Traditional Chinese Medicine Works: A Politicised Scientific Debate in the COVID-19 Pandemic." *Asian Journal of Communication* 31: 421–35. <https://doi.org/10.1080/01292986.2021.1913618>
39. Bao, Jianfeng, Shourong Liu, Zhijun Xie, Jing Sun, Lin Huang, Haiping Chen, Yujun Tang, et al. 2021. "Treatment Effects of Integrated TCM and Western Medicine Treatment Scheme on COVID-19: A Single-Armed Clinical Trial." *Clinical Complementary Medicine and Pharmacology* 1: 100009. <https://doi.org/10.1016/j.ccmp.2021.100009>
40. Yin, Bei, Yi-Ming Bi, Lu Sun, Jin-Zhu Huang, Jia Zhao, Jia Yao, An-Xiang Li, et al. 2021. "Efficacy of Integrated Traditional Chinese and Western Medicine for Treating COVID-19: A Systematic Review and Meta-Analysis of RCTs." *Frontiers in Public Health* 9: 622707. <https://doi.org/10.3389/fpubh.2021.622707>
41. Zhang, Kui, Maolu Tian, Yang Zeng, Linwen Wang, Sha Luo, Wei Xia, Xiangyan Zhang, and Yan Zha. 2020. "The Combined Therapy of a Traditional Chinese Medicine Formula and Western Medicine for a Critically Ill Case Infected With COVID-19." *Complementary Therapies in Medicine* 52: 102473. <https://doi.org/10.1016/j.ctim.2020.102473>
42. Jiang, Fei, Nana Xu, Yanxi Zhou, Jinxing Song, Jinjuan Liu, Hong Zhu, Jihong Jiang, Yonghong Xu, and Rongpeng Li. 2021. "Contribution of Traditional Chinese Medicine Combined With Conventional Western Medicine Treatment for the Novel Coronavirus Disease (COVID-19), Current Evidence With Systematic Review and Meta-Analysis." *Phytotherapy Research* 35: 5992–6009. <https://doi.org/10.1002/ptr.7209>
43. Ang, Lin, Eunhye Song, Hye Won Lee, and Myeong Soo Lee. 2020. "Herbal Medicine for the Treatment of Coronavirus Disease 2019 (COVID-19): A Systematic Review and Meta-Analysis of Randomized Controlled Trials." *Journal of Clinical Medicine* 9: 1583. <https://doi.org/10.3390/jcm9051583>
44. Tiwari, Sagun, Namrata Sapkota, Sujana Tiwari, and Bhanu Sapkota. 2022. "When Eastern Meets Western Medicine To Manage SARS-CoV-2/COVID-19 Patient: A Case Report." *SN Comprehensive Clinical Medicine* 4: 58. <https://doi.org/10.1007/s42399-022-01142-z>
45. Fang, ShuangSang, Lei Dong, Liu Liu, JinCheng Guo, LianHe Zhao, JiaYuan Zhang, DeChao Bu, et al. 2020. "HERB: A High-Throughput Experiment- and Reference-Guided Database Of Traditional Chinese Medicine." *Nucleic Acids Research* 49: D1197–206. <https://doi.org/10.1093/nar/gkaa1063>
46. Wu, Yang, Feilong Zhang, Kuo Yang, ShuangSang Fang, DeChao Bu, Hui Li, Liang Sun, et al. 2019. "SymMap: An Integrative Database of Traditional Chinese Medicine Enhanced by Symptom Mapping." *Nucleic Acids Research* 47: D1110–17. <https://doi.org/10.1093/nar/gky1021>
47. Huang, Lin, Duoli Xie, Yiran Yu, Huanlong Liu, Yan Shi, Tieliu Shi, and Chengping Wen. 2018. "TCMID 2.0: A Comprehensive Resource for TCM." *Nucleic Acids Research* 46: D1117–20. <https://doi.org/10.1093/nar/gkx1028>
48. Xu, Hai-Yu, Yan-Qiong Zhang, Zhen-Ming Liu, Tong Chen, Chuan-Yu Lv, Shi-Huan Tang, Xiao-Bo Zhang, et al. 2018. "ETCM: An Encyclopaedia of Traditional Chinese Medicine." *Nucleic Acids Research* 47: D976–82. <https://doi.org/10.1093/nar/gky987>

49. Kim, Sunghwan, Jie Chen, Tiejun Cheng, Asta Gindulyte, Jia He, Siqian He, Qingliang Li, et al. 2018. "PubChem 2019 Update: Improved Access to Chemical Data." *Nucleic Acids Research* 47: D1102–109. <https://doi.org/10.1093/nar/gky1033>
50. Zhang, Yang, Tianyuan Liu, Xuesong Hu, Mei Wang, Jing Wang, Bohao Zou, Puwen Tan, et al. 2021. "CellCall: Integrating Paired Ligand-Receptor and Transcription Factor Activities for Cell-Cell Communication." *Nucleic Acids Research* 49: 8520–34. <https://doi.org/10.1093/nar/gkab638>
51. Zhang, Yang, Tianyuan Liu, Jing Wang, Bohao Zou, Le Li, Linhui Yao, Kechen Chen, et al. 2021. "Cellinker: A Platform of Ligand-Receptor Interactions for Intercellular Communication

Analysis." *Bioinformatics* 37: 2025–32. <https://doi.org/10.1093/bioinformatics/btab036>

How to cite this article: Ren, Liping, Yi Xu, Lin Ning, Xianrun Pan, Yuchen Li, Qi Zhao, Bo Pang, et al. 2022. "TCM2COVID: A Resource of Anti-COVID-19 Traditional Chinese Medicine with Effects and Mechanisms." *iMeta* e42. <https://doi.org/10.1002/imt2.42>