






<https://doi.org/10.1038/s41467-022-29489-w>

OPEN

Author Correction: Bioinformatic and cell-based tools for pooled CRISPR knockout screening in mosquitos

Raghuvir Viswanatha, Enzo Mameli , Jonathan Rodiger, Pierre Merckaert, Fabiana Feitosa-Suntheimer, Tonya M. Colpitts, Stephanie E. Mohr , Yanhui Hu  & Norbert Perrimon 

Correction to: *Nature Communications* <https://doi.org/10.1038/s41467-021-27129-3>, published online 24 November 2021.

The original version of this Article contained an error in Fig. 5, in which the *A. coluzzii* ortholog of *PTP-ER* AGAP007118 was incorrectly listed as AGAP028616. In addition, the sentence “Target genes included *Anopheles* orthologs of FKBP12 (AGAP012184), which encodes the cellular binding partner of the mTOR inhibitor rapamycin; EcR (AGAP028634) and *usp* (AGAP002095), which encode mediators of an antiproliferative transcriptional response to treatment with ecdysone; and PTP-ER(AGAP028616), which encodes a negative regulator of the mitogen-activated protein kinase (MAPK) signaling cascade that can be suppressed by treatment with the MEK inhibitor trametinib (Fig. 5a; Supplementary Data 3)” was corrected to “Target genes included *Anopheles* orthologs of FKBP12 (AGAP012184), which encodes the cellular binding partner of the mTOR inhibitor rapamycin; EcR (AGAP028634) and *usp* (AGAP002095), which encode mediators of an antiproliferative transcriptional response to treatment with ecdysone; and PTP-ER(AGAP007118), which encodes a negative regulator of the mitogen-activated protein kinase (MAPK) signaling cascade that can be suppressed by treatment with the MEK inhibitor trametinib (Fig. 5a; Supplementary Data 3)”.

This has been corrected in both the PDF and HTML versions of the Article.

Published online: 30 March 2022



Open Access This article is licensed under a Creative Commons Attribution 4.0 International License, which permits use, sharing, adaptation, distribution and reproduction in any medium or format, as long as you give appropriate credit to the original author(s) and the source, provide a link to the Creative Commons license, and indicate if changes were made. The images or other third party material in this article are included in the article's Creative Commons license, unless indicated otherwise in a credit line to the material. If material is not included in the article's Creative Commons license and your intended use is not permitted by statutory regulation or exceeds the permitted use, you will need to obtain permission directly from the copyright holder. To view a copy of this license, visit <http://creativecommons.org/licenses/by/4.0/>.

© The Author(s) 2022