

Dichlorido[μ -10,21-dimethyl-2,7,13,18-tetraphenyl-3,6,14,17-tetraazatricyclo-[17.3.1.1^{8,12}]tetracos-1(23),2,6,8,10,-12(24),13,17,19,21-decaene-23,24-diolato]dicopper(II) ethanol hemisolvate dihydrate

Sushil K. Gupta,^a Chanda Anjana,^a Ray J. Butcher^{b*} and Neha Sen^a

^aSchool of Studies in Chemistry, Jiwaji University, Gwalior 474 011, India, and

^bDepartment of Chemistry, Howard University, 525 College Street NW, Washington, DC 20059, USA

Correspondence e-mail: rbutcher99@yahoo.com

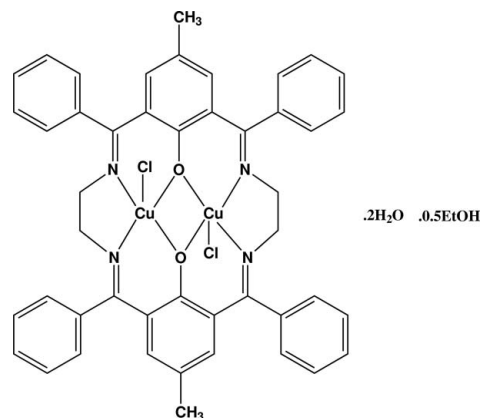
Received 15 October 2010; accepted 18 October 2010

Key indicators: single-crystal X-ray study; $T = 293$ K; mean $\sigma(\text{C}-\text{C}) = 0.005$ Å; some non-H atoms missing; disorder in main residue; R factor = 0.044; wR factor = 0.137; data-to-parameter ratio = 11.6.

The dinuclear title complex, $[\text{Cu}_2(\text{C}_{46}\text{H}_{38}\text{N}_4\text{O}_2)\text{Cl}_2] \cdot 0.5\text{C}_2\text{H}_5\text{OH} \cdot 2\text{H}_2\text{O}$, is located on crystallographic inversion centres with two half-molecules in the asymmetric unit. The two Cu^{II} atoms are coordinated by a hexadentate dianionic ligand formed *in situ* from the condensation of two tridentate ligands by four imine N atoms and two bridging phenolate O atoms along with two Cl atoms at axial positions. The coordination geometry around the metal atoms is distorted square-pyramidal ($\tau = 0.185$ and 0.199). The non-bonding $\text{Cu} \cdots \text{Cu}$ distances are 2.9556 (12) and 2.9506 (12) Å in the two dimers. The packing is stabilized through solvent-mediated intermolecular $\text{O}-\text{H} \cdots \text{O}$ and $\text{O}-\text{H} \cdots \text{Cl}$ hydrogen bonds. The diamine chain of one of the dimers is disordered over two positions in a 0.680 (5):0.320 (5) ratio.

Related literature

For general background to phenol-based Schiff base metal complexes with N,N,O donors, see: Generex & Barton (2010); Fenton *et al.* (2010); Reisner *et al.* (2008). For related phenol-based Schiff base complexes, see: Gupta *et al.* (2002, 2007, 2008). For a description of the geometry of pentacoordinated atoms, see: Addison *et al.* (1984).



Experimental

Crystal data

$[\text{Cu}_2(\text{C}_{46}\text{H}_{38}\text{N}_4\text{O}_2)\text{Cl}_2] \cdot 0.5\text{C}_2\text{H}_5\text{OH} \cdot 2\text{H}_2\text{O}$
 $M_r = 935.85$
 Monoclinic, $P2_1/n$
 $a = 15.1983$ (4) Å
 $b = 16.2680$ (5) Å
 $c = 19.3344$ (5) Å

$\beta = 103.964$ (2)°
 $V = 4639.1$ (2) Å³
 $Z = 2$
 Mo $K\alpha$ radiation
 $\mu = 1.08$ mm⁻¹
 $T = 293$ K
 $0.30 \times 0.20 \times 0.20$ mm

Data collection

Bruker Kappa APEXII CCD diffractometer
 Absorption correction: multi-scan (SADABS; Bruker, 1999)
 $T_{\text{min}} = 0.738$, $T_{\text{max}} = 0.813$

36333 measured reflections
 6669 independent reflections
 4664 reflections with $I > 2\sigma(I)$
 $R_{\text{int}} = 0.054$
 $\theta_{\text{max}} = 23.3^\circ$

Refinement

$R[F^2 > 2\sigma(F^2)] = 0.044$
 $wR(F^2) = 0.137$
 $S = 1.05$
 6669 reflections
 575 parameters
 13 restraints

H atoms treated by a mixture of independent and constrained refinement
 $\Delta\rho_{\text{max}} = 0.51$ e Å⁻³
 $\Delta\rho_{\text{min}} = -0.34$ e Å⁻³

Table 1

Hydrogen-bond geometry (Å, °).

$D-\text{H} \cdots A$	$D-\text{H}$	$\text{H} \cdots A$	$D \cdots A$	$D-\text{H} \cdots A$
$\text{O3}-\text{H4} \cdots \text{O2W}$	0.82	2.20	2.96 (2)	154
$\text{O1W}-\text{H1W1} \cdots \text{Cl1}^1$	0.82 (2)	2.54 (2)	3.355 (4)	171 (4)
$\text{O1W}-\text{H1W2} \cdots \text{Cl2}$	0.82 (2)	2.56 (2)	3.374 (4)	174 (3)
$\text{O2W}-\text{H2W1} \cdots \text{O3W}$	0.85	1.86	2.71 (3)	179
$\text{O2W}-\text{H2W2} \cdots \text{O3}$	0.97	2.27	2.96 (2)	127

Symmetry code: (i) $x - \frac{1}{2}, -y + \frac{3}{2}, z - \frac{1}{2}$.

Data collection: APEX2 (Bruker, 2004); cell refinement: SAINT-Plus (Bruker, 2004); data reduction: SAINT-Plus and XPREP (Bruker, 2004); program(s) used to solve structure: SHELXS97 (Sheldrick, 2008); program(s) used to refine structure: SHELXL97 (Sheldrick, 2008); molecular graphics: SHELXTL (Sheldrick, 2008); software used to prepare material for publication: SHELXTL.

The authors thank the DST (grant No. SR/S1/IC-38/2007) and the UGC [grant No. F.37-500/2009(SR)] for financial support and the SAIF at IIT Madras for the use of the X-ray diffractometer.

Supplementary data and figures for this paper are available from the IUCr electronic archives (Reference: BT5381).

References

- Addison, A. W., Rao, T. N., Reedijk, J., van Rijn, J. & Verschoor, G. C. (1984). *J. Chem. Soc. Dalton Trans.* pp. 1349–1356.
- Bruker (1999). *SADABS*. Bruker AXS Inc., Madison, Wisconsin, USA.
- Bruker (2004). *APEX2, SAINT-Plus and XPREP*. Bruker AXS Inc., Madison, Wisconsin, USA.
- Fenton, H., Tidmarsh, I. S. & Ward, M. D. (2010). *Dalton Trans.* pp. 3805–3815.
- Generex, J. C. & Barton, J. K. (2010). *Chem. Rev.* **110**, 1642–1662.
- Gupta, S. K., Hitchcock, P. B. & Argal, G. S. (2008). *Inorg. Chim. Acta*, **361**, 2139–2146.
- Gupta, S. K., Hitchcock, P. B. & Kushwah, Y. S. (2002). *Polyhedron*, **21**, 1787–1793.
- Gupta, S. K., Hitchcock, P. B., Kushwah, Y. S. & Argal, G. S. (2007). *Inorg. Chim. Acta*, **360**, 2147–2152.
- Reisner, E., Arion, V. B., Keepler, B. K. & Pombeiro, A. J. L. (2008). *Inorg. Chim. Acta*, **361**, 1569–1583.
- Sheldrick, G. M. (2008). *Acta Cryst.* **A64**, 112–122.

supplementary materials

Acta Cryst. (2010). E66, m1531-m1532 [doi:10.1107/S1600536810042248]

Dichlorido[μ -10,21-dimethyl-2,7,13,18-tetraphenyl-3,6,14,17-tetraazatricyclo[17.3.1.1^{8,12}]tetracos-1(23),2,6,8,10,12(24),13,17,19,21-decaene-23,24-diolato]dicopper(II) ethanol hemisolvate dihydrate

S. K. Gupta, C. Anjana, R. J. Butcher and N. Sen

Comment

Phenol-based Schiff base metal complexes with NNO donors have recently drawn more attention due to their adjustable coordination ability and interesting application in bio-inorganic and therapeutic chemistry (Generex & Barton, 2010; Fenton *et al.*, 2010; Reisner *et al.*, 2008). As part of our investigations on the phenol based Schiff base complexes (Gupta *et al.*, 2002, 2007, 2008), we herein report the synthesis and crystal structure of a dimeric copper (II) complex. The molecular structure of the complex is shown in Fig. 1. The dimeric complex consists of $[\text{Cu}_2\text{Cl}_2\{(\mu\text{-O})\text{C}_6\text{H}_2(\text{Me-4})\text{PhCN}(\text{CH}_2)_2\text{NCPH}\}_2]\cdot 2\text{H}_2\text{O}\cdot 0.5\text{EtOH}$ wherein the copper (II) ion is five-coordinated with four imine N, two bridging phenolato O and two Cl at axial positions, giving a square pyramidal geometry [$\tau = 0.185$ and 0.199 for Cu1 and Cu2, respectively (Addison *et al.*, 1984)]. The copper atoms are displaced from the basal planes by 0.430 (1) and 0.436 (1) Å, respectively. The average Cu—Cl, Cu—O and Cu—N bond lengths are 2.428 (2), 1.931 (13) and 1.927 (4) Å, respectively. The non-bonding Cu...Cu distances are 2.9556 (12) and 2.9506 (12) Å. The packing is stabilized through solvent mediated intermolecular hydrogen bonds.

Experimental

Copper (II) chloride dihydrate (0.086 g, 0.51 mmol) dissolved in dry ethanol (20 ml) was added dropwise to an ethanol solution of tridentate ligand, 2- $\{N$ -(2-aminoethyl)benzimidoyl}-6-benzoyl-4-methylphenol (aebmpH) (0.365 g, 1.02 mmol) and heated to reflux. The clear solution so obtained was allowed to cool and dark green crystals suitable for X-ray diffraction were obtained in 40% yield.

Refinement

The diamine chain of one of the dimers in the asymmetric unit is disordered. The site occupancy of the disordered components were refined [0.680 (5)/0.320 (5)]. The H atom bound to C atoms were restrained as riding atoms with $d(\text{C—H}) = 0.93$ Å for aromatic CH and 0.97 Å for secondary CH_2 groups and 0.96 Å for CH_3 groups with $U_{\text{iso}}(\text{H}) = 1.2U_{\text{equ}}(\text{C})$. The hydroxyl hydrogen of ethanol solvate was fixed at 0.82 Å. The crystals did not scatter beyond 2θ of 46.7° . Recrystallization and fresh data collection did not improve the situation.

Figures

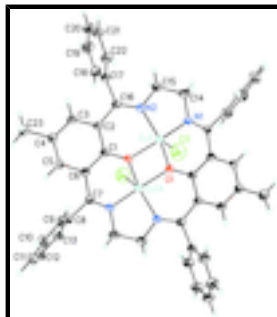


Fig. 1. The molecular structure of the title compound with the atom numbering scheme. Displacement ellipsoids are drawn at 50% probability level. Only one of the molecule in the asymmetric unit is shown for clarity. Solvent molecules are omitted.

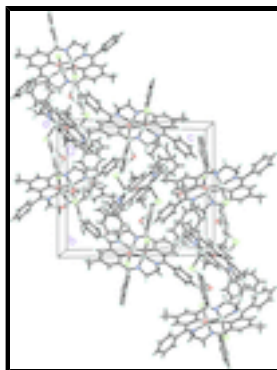


Fig. 2. The packing diagram of the molecules in the unit cell viewed down the *a* axis. The intermolecular H-bonding interactions are shown with dashed lines.

Dichlorido[μ -10,21-dimethyl-2,7,13,18-tetraphenyl-3,6,14,17-tetraazatricyclo[17.3.1.1^{8,12}]tetracos-1(23),2,6,8,10,12 (24),13,17,19,21-decaene-23,24-diolato]dicopper(II) ethanol hemisolvate dihydrate

Crystal data

[Cu₂(C₄₆H₃₈N₄O₂)Cl₂]·0.5C₂H₆O·2H₂O

M_r = 935.85

Monoclinic, *P*2₁/*n*

Hall symbol: -*P* 2yn

a = 15.1983 (4) Å

b = 16.2680 (5) Å

c = 19.3344 (5) Å

β = 103.964 (2)°

V = 4639.1 (2) Å³

Z = 2

F(000) = 1932

D_x = 1.340 Mg m⁻³

Mo *K* α radiation, λ = 0.71073 Å

Cell parameters from 6395 reflections

θ = 2.1–22.5°

μ = 1.08 mm⁻¹

T = 293 K

Needle, brown

0.30 × 0.20 × 0.20 mm

Data collection

Bruker Kappa APEXII CCD diffractometer

Radiation source: fine-focus sealed tube graphite

ω and ϕ scan

Absorption correction: multi-scan

6669 independent reflections

4664 reflections with *I* > 2 σ (*I*)

*R*_{int} = 0.054

θ_{\max} = 23.3°, θ_{\min} = 2.0°

h = -16→16

(SADABS; Bruker, 1999)

$T_{\min} = 0.738$, $T_{\max} = 0.813$

36333 measured reflections

$k = -18 \rightarrow 18$

$l = -21 \rightarrow 21$

Refinement

Refinement on F^2

Least-squares matrix: full

$R[F^2 > 2\sigma(F^2)] = 0.044$

$wR(F^2) = 0.137$

$S = 1.05$

6669 reflections

575 parameters

13 restraints

Primary atom site location: structure-invariant direct methods

Secondary atom site location: difference Fourier map

Hydrogen site location: inferred from neighbouring sites

H atoms treated by a mixture of independent and constrained refinement

$w = 1/[\sigma^2(F_o^2) + (0.0717P)^2 + 3.5141P]$

where $P = (F_o^2 + 2F_c^2)/3$

$(\Delta/\sigma)_{\max} = 0.001$

$\Delta\rho_{\max} = 0.51 \text{ e } \text{\AA}^{-3}$

$\Delta\rho_{\min} = -0.34 \text{ e } \text{\AA}^{-3}$

Special details

Geometry. All e.s.d.'s (except the e.s.d. in the dihedral angle between two l.s. planes) are estimated using the full covariance matrix. The cell e.s.d.'s are taken into account individually in the estimation of e.s.d.'s in distances, angles and torsion angles; correlations between e.s.d.'s in cell parameters are only used when they are defined by crystal symmetry. An approximate (isotropic) treatment of cell e.s.d.'s is used for estimating e.s.d.'s involving l.s. planes.

Refinement. Refinement of F^2 against ALL reflections. The weighted R -factor wR and goodness of fit S are based on F^2 , conventional R -factors R are based on F , with F set to zero for negative F^2 . The threshold expression of $F^2 > \sigma(F^2)$ is used only for calculating R -factors(gt) etc. and is not relevant to the choice of reflections for refinement. R -factors based on F^2 are statistically about twice as large as those based on F , and R -factors based on ALL data will be even larger.

Fractional atomic coordinates and isotropic or equivalent isotropic displacement parameters (\AA^2)

	x	y	z	$U_{\text{iso}}^*/U_{\text{eq}}$	Occ. (<1)
Cu1	1.09084 (3)	0.47211 (2)	1.039422 (19)	0.04010 (11)	
Cu2	0.52512 (3)	0.47246 (3)	0.57491 (2)	0.04566 (12)	
Cl1	1.17520 (9)	0.59912 (7)	1.06780 (7)	0.0984 (4)	
Cl2	0.53483 (9)	0.59915 (7)	0.64348 (7)	0.0943 (4)	
O1	0.97493 (14)	0.50362 (14)	1.05664 (11)	0.0473 (6)	
O2	0.58164 (14)	0.50367 (15)	0.49873 (11)	0.0519 (7)	
O3	0.5295 (5)	0.5394 (8)	0.7957 (6)	0.283 (7)	0.50
H4	0.5485	0.5341	0.8389	0.425*	0.50
O1W	0.5206 (3)	0.7508 (3)	0.5223 (2)	0.1308 (15)	
H1W1	0.5577 (17)	0.7868 (13)	0.538 (2)	0.196*	
H1W2	0.526 (3)	0.7165 (15)	0.5540 (15)	0.196*	
O2W	0.6367 (7)	0.4809 (11)	0.9357 (13)	0.370 (13)	0.50
H2W1	0.6163	0.4422	0.9569	0.555*	0.50
H2W2	0.6163	0.4649	0.8861	0.555*	0.50

supplementary materials

O3W	0.5749 (10)	0.3569 (14)	1.0049 (11)	0.443 (12)	0.50
H3W1	0.5202	0.3669	0.9609	0.665*	0.50
H3W2	0.5644	0.3602	1.0442	0.665*	0.50
N1	1.12269 (17)	0.41850 (16)	1.13139 (13)	0.0396 (7)	
N2	1.16146 (18)	0.39153 (17)	1.00425 (13)	0.0458 (8)	
N3	0.63697 (17)	0.41998 (16)	0.62346 (13)	0.0435 (7)	
N4	0.46031 (18)	0.39075 (18)	0.61374 (15)	0.0554 (9)	
C1	1.04385 (19)	0.48096 (18)	0.88252 (15)	0.0341 (8)	
C2	1.1145 (2)	0.42521 (19)	0.87872 (15)	0.0369 (8)	
C3	1.1337 (2)	0.4126 (2)	0.81264 (16)	0.0443 (9)	
H3	1.1805	0.3768	0.8101	0.053*	
C4	1.0874 (2)	0.4498 (2)	0.75130 (16)	0.0446 (9)	
C5	1.0176 (2)	0.50157 (19)	0.75585 (16)	0.0392 (8)	
H5	0.9847	0.5265	0.7143	0.047*	
C6	0.99364 (19)	0.51866 (18)	0.81944 (15)	0.0350 (8)	
C7	0.9157 (2)	0.57477 (18)	0.81663 (15)	0.0362 (8)	
C8	0.8847 (2)	0.62559 (19)	0.75101 (15)	0.0400 (9)	
C9	0.9455 (3)	0.6785 (2)	0.73011 (16)	0.0494 (10)	
H9	1.0064	0.6783	0.7543	0.059*	
C10	0.9154 (3)	0.7317 (2)	0.67306 (19)	0.0651 (12)	
H10	0.9557	0.7680	0.6599	0.078*	
C11	0.8266 (3)	0.7308 (2)	0.63641 (19)	0.0720 (13)	
H11	0.8068	0.7667	0.5984	0.086*	
C12	0.7674 (3)	0.6784 (3)	0.65477 (19)	0.0695 (13)	
H12	0.7073	0.6778	0.6288	0.083*	
C13	0.7953 (2)	0.6251 (2)	0.71241 (17)	0.0513 (10)	
H13	0.7540	0.5893	0.7248	0.062*	
C14	1.2011 (2)	0.3657 (2)	1.13193 (18)	0.0608 (11)	
H14A	1.2563	0.3972	1.1486	0.073*	
H14B	1.2020	0.3207	1.1650	0.073*	
C15	1.1991 (3)	0.3324 (3)	1.06185 (18)	0.0741 (13)	
H15A	1.1627	0.2828	1.0546	0.089*	
H15B	1.2602	0.3177	1.0596	0.089*	
C16	1.1640 (2)	0.3759 (2)	0.93993 (16)	0.0393 (8)	
C17	1.2154 (2)	0.3023 (2)	0.92484 (16)	0.0430 (9)	
C18	1.1723 (3)	0.2301 (2)	0.90520 (18)	0.0561 (10)	
H18	1.1095	0.2274	0.8970	0.067*	
C19	1.2206 (3)	0.1607 (3)	0.8974 (2)	0.0750 (13)	
H19	1.1905	0.1112	0.8847	0.090*	
C20	1.3116 (3)	0.1643 (3)	0.9080 (2)	0.0838 (14)	
H20	1.3441	0.1172	0.9029	0.101*	
C21	1.3553 (3)	0.2362 (3)	0.9260 (2)	0.0807 (14)	
H21	1.4179	0.2387	0.9323	0.097*	
C22	1.3082 (2)	0.3061 (3)	0.93507 (19)	0.0614 (11)	
H22	1.3388	0.3554	0.9480	0.074*	
C23	1.1097 (3)	0.4335 (3)	0.68094 (18)	0.0719 (12)	
H23A	1.1262	0.3769	0.6785	0.108*	
H23B	1.1593	0.4679	0.6764	0.108*	
H23C	1.0576	0.4455	0.6430	0.108*	

supplementary materials

C24	0.6667 (2)	0.52384 (19)	0.50571 (15)	0.0368 (8)	
C25	0.3096 (2)	0.41742 (19)	0.54154 (15)	0.0372 (8)	
C26	0.2183 (2)	0.39777 (19)	0.53150 (16)	0.0412 (9)	
H26	0.2023	0.3592	0.5618	0.049*	
C27	0.1505 (2)	0.4319 (2)	0.47948 (16)	0.0396 (8)	
C28	0.1757 (2)	0.48855 (19)	0.43462 (16)	0.0387 (8)	
H28	0.1305	0.5125	0.3992	0.046*	
C29	0.7350 (2)	0.48847 (18)	0.56032 (15)	0.0356 (8)	
C30	0.7164 (2)	0.42868 (19)	0.61303 (15)	0.0382 (8)	
C31	0.7943 (2)	0.37859 (19)	0.65308 (17)	0.0424 (9)	
C32	0.8411 (2)	0.3293 (2)	0.61612 (19)	0.0515 (10)	
H32	0.8268	0.3307	0.5666	0.062*	
C33	0.9089 (3)	0.2780 (2)	0.6522 (2)	0.0712 (13)	
H33	0.9389	0.2439	0.6268	0.085*	
C34	0.9321 (3)	0.2768 (3)	0.7248 (3)	0.0818 (15)	
H34	0.9781	0.2422	0.7489	0.098*	
C35	0.8880 (3)	0.3265 (3)	0.7621 (2)	0.0721 (13)	
H35	0.9044	0.3260	0.8117	0.087*	
C36	0.8191 (2)	0.3776 (2)	0.72694 (18)	0.0533 (10)	
H36	0.7893	0.4113	0.7528	0.064*	
C37	0.6168 (3)	0.3678 (4)	0.6819 (3)	0.0512 (14)	0.680 (5)
H37A	0.6141	0.4017	0.7226	0.061*	0.680 (5)
H37B	0.6638	0.3269	0.6970	0.061*	0.680 (5)
C38	0.5260 (3)	0.3264 (4)	0.6524 (3)	0.0598 (17)	0.680 (5)
H38A	0.5325	0.2828	0.6198	0.072*	0.680 (5)
H38B	0.5037	0.3026	0.6909	0.072*	0.680 (5)
C37'	0.6112 (7)	0.3476 (9)	0.6580 (6)	0.0512 (14)	0.320 (5)
H37C	0.6584	0.3347	0.7001	0.061*	0.320 (5)
H37D	0.6047	0.3011	0.6257	0.061*	0.320 (5)
C38'	0.5228 (7)	0.3623 (8)	0.6789 (7)	0.0598 (17)	0.320 (5)
H38C	0.5010	0.3119	0.6958	0.072*	0.320 (5)
H38D	0.5303	0.4036	0.7161	0.072*	0.320 (5)
C39	0.3754 (2)	0.3723 (2)	0.59562 (17)	0.0444 (9)	
C40	0.3429 (2)	0.2996 (2)	0.62927 (18)	0.0482 (9)	
C41	0.3327 (3)	0.2247 (2)	0.5969 (2)	0.0681 (12)	
H41	0.3441	0.2184	0.5520	0.082*	
C42	0.3054 (3)	0.1576 (3)	0.6310 (3)	0.0912 (17)	
H42	0.3008	0.1059	0.6098	0.109*	
C43	0.2855 (3)	0.1676 (3)	0.6957 (3)	0.0975 (16)	
H43	0.2652	0.1230	0.7176	0.117*	
C44	0.2948 (3)	0.2402 (3)	0.7275 (2)	0.0872 (15)	
H44	0.2820	0.2458	0.7719	0.105*	
C45	0.3234 (2)	0.3077 (3)	0.6954 (2)	0.0652 (12)	
H45	0.3296	0.3585	0.7181	0.078*	
C46	0.0538 (2)	0.4050 (2)	0.46937 (19)	0.0549 (10)	
H46A	0.0382	0.4044	0.5146	0.082*	
H46B	0.0465	0.3509	0.4490	0.082*	
H46C	0.0147	0.4426	0.4380	0.082*	
C47	0.3985 (7)	0.4819 (7)	0.8194 (8)	0.250 (11)	0.50

supplementary materials

H47A	0.3347	0.4744	0.7997	0.375*	0.50
H47B	0.4088	0.4974	0.8686	0.375*	0.50
H47C	0.4298	0.4314	0.8157	0.375*	0.50
C48	0.4334 (9)	0.5483 (9)	0.7789 (9)	0.292 (9)	0.50
H48A	0.4084	0.5420	0.7280	0.350*	0.50
H48B	0.4167	0.6021	0.7932	0.350*	0.50

Atomic displacement parameters (\AA^2)

	U^{11}	U^{22}	U^{33}	U^{12}	U^{13}	U^{23}
Cu1	0.0408 (2)	0.0455 (2)	0.03363 (19)	0.01844 (18)	0.00837 (16)	0.00292 (17)
Cu2	0.0359 (2)	0.0530 (2)	0.0464 (2)	-0.00232 (19)	0.00656 (18)	0.02143 (19)
Cl1	0.1143 (9)	0.0656 (7)	0.1098 (9)	-0.0300 (7)	0.0164 (8)	-0.0062 (7)
Cl2	0.1024 (9)	0.0662 (7)	0.1126 (9)	0.0039 (7)	0.0227 (8)	-0.0161 (7)
O1	0.0457 (12)	0.0634 (14)	0.0318 (11)	0.0272 (11)	0.0076 (10)	0.0027 (10)
O2	0.0329 (12)	0.0715 (15)	0.0484 (13)	-0.0072 (11)	0.0040 (10)	0.0273 (12)
O3	0.356 (14)	0.345 (15)	0.188 (9)	0.215 (12)	0.141 (10)	0.125 (9)
O1W	0.115 (3)	0.156 (3)	0.126 (3)	-0.016 (3)	0.037 (2)	0.023 (3)
O2W	0.065 (6)	0.325 (19)	0.71 (4)	0.021 (9)	0.071 (12)	0.06 (2)
O3W	0.179 (12)	0.61 (3)	0.51 (2)	0.054 (16)	0.029 (14)	-0.38 (2)
N1	0.0407 (14)	0.0414 (15)	0.0360 (13)	0.0166 (12)	0.0075 (12)	0.0054 (12)
N2	0.0478 (15)	0.0525 (16)	0.0367 (14)	0.0245 (13)	0.0094 (12)	0.0040 (12)
N3	0.0389 (14)	0.0464 (15)	0.0441 (14)	-0.0024 (13)	0.0079 (12)	0.0175 (13)
N4	0.0385 (15)	0.0663 (19)	0.0591 (17)	-0.0008 (14)	0.0074 (13)	0.0333 (15)
C1	0.0316 (15)	0.0389 (17)	0.0325 (15)	0.0062 (14)	0.0090 (13)	0.0023 (14)
C2	0.0344 (16)	0.0396 (17)	0.0377 (16)	0.0095 (14)	0.0106 (13)	-0.0003 (14)
C3	0.0442 (17)	0.0458 (19)	0.0465 (18)	0.0181 (16)	0.0179 (15)	0.0028 (15)
C4	0.0471 (18)	0.052 (2)	0.0375 (17)	0.0124 (16)	0.0164 (15)	0.0008 (15)
C5	0.0440 (18)	0.0428 (18)	0.0294 (15)	0.0084 (15)	0.0065 (14)	-0.0006 (14)
C6	0.0312 (16)	0.0340 (17)	0.0392 (16)	0.0051 (14)	0.0072 (13)	-0.0050 (14)
C7	0.0375 (16)	0.0336 (16)	0.0331 (16)	0.0081 (14)	0.0000 (14)	-0.0052 (14)
C8	0.0495 (19)	0.0389 (17)	0.0285 (15)	0.0117 (16)	0.0032 (14)	-0.0051 (14)
C9	0.066 (2)	0.0419 (19)	0.0377 (17)	0.0053 (18)	0.0082 (16)	-0.0042 (15)
C10	0.105 (3)	0.046 (2)	0.049 (2)	0.007 (2)	0.026 (2)	0.0054 (17)
C11	0.105 (3)	0.062 (2)	0.041 (2)	0.033 (2)	0.003 (2)	0.0060 (19)
C12	0.077 (3)	0.075 (3)	0.045 (2)	0.034 (2)	-0.009 (2)	-0.003 (2)
C13	0.050 (2)	0.054 (2)	0.0442 (19)	0.0151 (18)	0.0004 (16)	-0.0048 (17)
C14	0.061 (2)	0.072 (2)	0.054 (2)	0.0405 (19)	0.0219 (17)	0.0171 (18)
C15	0.094 (3)	0.085 (3)	0.045 (2)	0.059 (2)	0.0195 (19)	0.0149 (19)
C16	0.0315 (16)	0.0468 (18)	0.0407 (17)	0.0097 (15)	0.0112 (14)	0.0001 (15)
C17	0.0429 (18)	0.051 (2)	0.0375 (16)	0.0212 (16)	0.0149 (14)	0.0071 (15)
C18	0.061 (2)	0.051 (2)	0.062 (2)	0.0161 (19)	0.0267 (18)	0.0044 (18)
C19	0.105 (3)	0.054 (2)	0.071 (2)	0.023 (2)	0.031 (2)	0.005 (2)
C20	0.115 (3)	0.077 (3)	0.066 (2)	0.061 (3)	0.032 (2)	0.010 (2)
C21	0.063 (2)	0.112 (3)	0.072 (3)	0.053 (2)	0.025 (2)	0.008 (2)
C22	0.050 (2)	0.076 (3)	0.061 (2)	0.023 (2)	0.0181 (18)	0.001 (2)
C23	0.084 (3)	0.094 (3)	0.0438 (19)	0.040 (2)	0.0275 (19)	0.006 (2)
C24	0.0306 (16)	0.0436 (18)	0.0364 (16)	-0.0036 (15)	0.0082 (13)	0.0047 (14)

C25	0.0341 (16)	0.0409 (17)	0.0376 (16)	-0.0016 (15)	0.0106 (13)	0.0034 (14)
C26	0.0467 (18)	0.0422 (18)	0.0395 (16)	-0.0061 (15)	0.0196 (14)	0.0023 (14)
C27	0.0346 (16)	0.0431 (18)	0.0406 (17)	-0.0060 (15)	0.0080 (14)	-0.0016 (15)
C28	0.0357 (17)	0.0415 (18)	0.0360 (16)	-0.0005 (15)	0.0027 (14)	-0.0007 (14)
C29	0.0374 (17)	0.0324 (16)	0.0368 (16)	-0.0027 (14)	0.0085 (14)	0.0005 (13)
C30	0.0400 (17)	0.0355 (17)	0.0359 (16)	-0.0073 (15)	0.0029 (14)	0.0010 (14)
C31	0.0374 (18)	0.0356 (17)	0.0480 (19)	-0.0053 (15)	-0.0019 (15)	0.0076 (15)
C32	0.049 (2)	0.0409 (19)	0.060 (2)	-0.0059 (17)	0.0038 (17)	0.0013 (17)
C33	0.052 (2)	0.051 (2)	0.105 (3)	0.008 (2)	0.007 (2)	0.002 (2)
C34	0.058 (2)	0.067 (3)	0.102 (3)	0.009 (2)	-0.015 (2)	0.029 (3)
C35	0.066 (3)	0.077 (3)	0.058 (2)	-0.015 (2)	-0.014 (2)	0.024 (2)
C36	0.051 (2)	0.054 (2)	0.048 (2)	-0.0067 (18)	-0.0026 (17)	0.0053 (17)
C37	0.046 (2)	0.067 (3)	0.040 (3)	0.006 (2)	0.008 (2)	0.024 (2)
C38	0.042 (2)	0.061 (4)	0.076 (4)	0.008 (3)	0.014 (2)	0.035 (3)
C37'	0.046 (2)	0.067 (3)	0.040 (3)	0.006 (2)	0.008 (2)	0.024 (2)
C38'	0.042 (2)	0.061 (4)	0.076 (4)	0.008 (3)	0.014 (2)	0.035 (3)
C39	0.0420 (18)	0.0497 (19)	0.0457 (18)	-0.0010 (16)	0.0190 (15)	0.0100 (15)
C40	0.0364 (17)	0.054 (2)	0.057 (2)	0.0025 (16)	0.0180 (15)	0.0226 (17)
C41	0.066 (2)	0.058 (2)	0.085 (3)	-0.003 (2)	0.028 (2)	0.012 (2)
C42	0.071 (3)	0.055 (3)	0.149 (4)	-0.005 (2)	0.029 (3)	0.020 (3)
C43	0.075 (3)	0.086 (3)	0.140 (4)	0.004 (3)	0.044 (3)	0.064 (3)
C44	0.080 (3)	0.108 (4)	0.085 (3)	0.010 (3)	0.042 (2)	0.048 (3)
C45	0.060 (2)	0.074 (3)	0.067 (2)	0.010 (2)	0.0260 (19)	0.025 (2)
C46	0.0427 (19)	0.066 (2)	0.057 (2)	-0.0076 (18)	0.0131 (17)	0.0036 (18)
C47	0.201 (18)	0.156 (13)	0.35 (3)	0.001 (13)	-0.019 (18)	-0.134 (15)
C48	0.346 (18)	0.231 (17)	0.39 (2)	0.177 (15)	0.275 (16)	0.174 (15)

Geometric parameters (Å, °)

Cu1—N2	1.920 (3)	C18—H18	0.9300
Cu1—O1 ⁱ	1.9258 (19)	C19—C20	1.349 (6)
Cu1—N1	1.934 (2)	C19—H19	0.9300
Cu1—O1	1.939 (2)	C20—C21	1.350 (6)
Cu1—Cl1	2.4238 (12)	C20—H20	0.9300
Cu1—Cu1 ⁱ	2.9563 (7)	C21—C22	1.377 (6)
Cu2—N4	1.913 (3)	C21—H21	0.9300
Cu2—O2 ⁱⁱ	1.922 (2)	C22—H22	0.9300
Cu2—N3	1.931 (2)	C23—H23A	0.9600
Cu2—O2	1.943 (2)	C23—H23B	0.9600
Cu2—Cl2	2.4356 (13)	C23—H23C	0.9600
Cu2—Cu2 ⁱⁱ	2.9512 (8)	C24—C29	1.412 (4)
O1—C1 ⁱ	1.300 (4)	C24—C25 ⁱⁱ	1.427 (4)
O1—Cu1 ⁱ	1.9258 (19)	C25—C26	1.391 (4)
O2—C24	1.309 (4)	C25—C24 ⁱⁱ	1.427 (4)
O2—Cu2 ⁱⁱ	1.922 (2)	C25—C39	1.458 (4)
O3—C48	1.425 (13)	C26—C27	1.372 (4)
O3—H4	0.8200	C26—H26	0.9300

supplementary materials

O1W—H1W1	0.820 (17)	C27—C28	1.382 (4)
O1W—H1W2	0.818 (17)	C27—C46	1.500 (4)
O2W—H2W1	0.8494	C28—C29 ⁱⁱ	1.388 (4)
O2W—H2W2	0.9688	C28—H28	0.9300
O3W—H3W1	1.0487	C29—C28 ⁱⁱ	1.388 (4)
O3W—H3W2	0.8157	C29—C30	1.485 (4)
N1—C7 ⁱ	1.282 (4)	C30—C31	1.491 (4)
N1—C14	1.467 (4)	C31—C32	1.380 (5)
N2—C16	1.279 (4)	C31—C36	1.386 (5)
N2—C15	1.478 (4)	C32—C33	1.378 (5)
N3—C30	1.279 (4)	C32—H32	0.9300
N3—C37'	1.453 (13)	C33—C34	1.363 (6)
N3—C37	1.502 (6)	C33—H33	0.9300
N4—C39	1.289 (4)	C34—C35	1.363 (6)
N4—C38'	1.458 (12)	C34—H34	0.9300
N4—C38	1.514 (6)	C35—C36	1.380 (5)
C1—O1 ⁱ	1.300 (4)	C35—H35	0.9300
C1—C6	1.413 (4)	C36—H36	0.9300
C1—C2	1.421 (4)	C37—C38	1.517 (7)
C2—C3	1.393 (4)	C37—H37A	0.9700
C2—C16	1.476 (4)	C37—H37B	0.9700
C3—C4	1.366 (4)	C38—H38A	0.9700
C3—H3	0.9300	C38—H38B	0.9700
C4—C5	1.374 (5)	C37'—C38'	1.512 (13)
C4—C23	1.502 (5)	C37'—H37C	0.9700
C5—C6	1.392 (4)	C37'—H37D	0.9700
C5—H5	0.9300	C38'—H38C	0.9700
C6—C7	1.486 (4)	C38'—H38D	0.9700
C7—N1 ⁱ	1.282 (4)	C39—C40	1.490 (5)
C7—C8	1.492 (4)	C40—C41	1.363 (5)
C8—C13	1.384 (4)	C40—C45	1.386 (5)
C8—C9	1.392 (5)	C41—C42	1.389 (6)
C9—C10	1.390 (5)	C41—H41	0.9300
C9—H9	0.9300	C42—C43	1.366 (7)
C10—C11	1.363 (6)	C42—H42	0.9300
C10—H10	0.9300	C43—C44	1.323 (7)
C11—C12	1.348 (6)	C43—H43	0.9300
C11—H11	0.9300	C44—C45	1.382 (6)
C12—C13	1.395 (5)	C44—H44	0.9300
C12—H12	0.9300	C45—H45	0.9300
C13—H13	0.9300	C46—H46A	0.9600
C14—C15	1.452 (5)	C46—H46B	0.9600
C14—H14A	0.9700	C46—H46C	0.9600
C14—H14B	0.9700	C47—C48	1.505 (10)
C15—H15A	0.9700	C47—H47A	0.9600
C15—H15B	0.9700	C47—H47B	0.9600
C16—C17	1.496 (4)	C47—H47C	0.9600
C17—C18	1.354 (5)	C48—H48A	0.9700

C17—C22	1.378 (5)	C48—H48B	0.9700
C18—C19	1.374 (5)		
N2—Cu1—O1 ⁱ	90.16 (10)	C18—C19—H19	119.9
N2—Cu1—N1	88.88 (11)	C19—C20—C21	119.9 (4)
O1 ⁱ —Cu1—N1	159.32 (11)	C19—C20—H20	120.0
N2—Cu1—O1	148.23 (11)	C21—C20—H20	120.0
O1 ⁱ —Cu1—O1	80.20 (10)	C20—C21—C22	120.7 (4)
N1—Cu1—O1	89.86 (10)	C20—C21—H21	119.7
N2—Cu1—Cl1	110.60 (9)	C22—C21—H21	119.7
O1 ⁱ —Cu1—Cl1	99.59 (8)	C21—C22—C17	119.4 (4)
N1—Cu1—Cl1	100.07 (8)	C21—C22—H22	120.3
O1—Cu1—Cl1	100.87 (8)	C17—C22—H22	120.3
N2—Cu1—Cu1 ⁱ	124.02 (7)	C4—C23—H23A	109.5
O1 ⁱ —Cu1—Cu1 ⁱ	40.26 (7)	C4—C23—H23B	109.5
N1—Cu1—Cu1 ⁱ	127.43 (8)	H23A—C23—H23B	109.5
O1—Cu1—Cu1 ⁱ	39.93 (6)	C4—C23—H23C	109.5
Cl1—Cu1—Cu1 ⁱ	103.43 (4)	H23A—C23—H23C	109.5
N4—Cu2—O2 ⁱⁱ	90.49 (10)	H23B—C23—H23C	109.5
N4—Cu2—N3	88.75 (11)	O2—C24—C29	120.3 (3)
O2 ⁱⁱ —Cu2—N3	159.37 (11)	O2—C24—C25 ⁱⁱ	119.8 (3)
N4—Cu2—O2	147.45 (12)	C29—C24—C25 ⁱⁱ	119.9 (3)
O2 ⁱⁱ —Cu2—O2	80.47 (10)	C26—C25—C24 ⁱⁱ	117.5 (3)
N3—Cu2—O2	89.18 (10)	C26—C25—C39	118.2 (3)
N4—Cu2—Cl2	110.11 (10)	C24 ⁱⁱ —C25—C39	124.2 (3)
O2 ⁱⁱ —Cu2—Cl2	99.31 (8)	C27—C26—C25	123.9 (3)
N3—Cu2—Cl2	100.31 (9)	C27—C26—H26	118.1
O2—Cu2—Cl2	102.22 (8)	C25—C26—H26	118.1
N4—Cu2—Cu2 ⁱⁱ	124.09 (8)	C26—C27—C28	117.2 (3)
O2 ⁱⁱ —Cu2—Cu2 ⁱⁱ	40.49 (7)	C26—C27—C46	121.1 (3)
N3—Cu2—Cu2 ⁱⁱ	126.88 (8)	C28—C27—C46	121.6 (3)
O2—Cu2—Cu2 ⁱⁱ	39.97 (6)	C27—C28—C29 ⁱⁱ	123.4 (3)
Cl2—Cu2—Cu2 ⁱⁱ	104.16 (4)	C27—C28—H28	118.3
C1 ⁱ —O1—Cu1 ⁱ	131.06 (19)	C29 ⁱⁱ —C28—H28	118.3
C1 ⁱ —O1—Cu1	127.82 (18)	C28 ⁱⁱ —C29—C24	118.2 (3)
Cu1 ⁱ —O1—Cu1	99.80 (10)	C28 ⁱⁱ —C29—C30	118.2 (3)
C24—O2—Cu2 ⁱⁱ	131.45 (19)	C24—C29—C30	123.6 (3)
C24—O2—Cu2	126.42 (19)	N3—C30—C29	121.6 (3)
Cu2 ⁱⁱ —O2—Cu2	99.54 (10)	N3—C30—C31	121.3 (3)
C48—O3—H4	109.5	C29—C30—C31	117.1 (3)
H1W1—O1W—H1W2	105 (3)	C32—C31—C36	118.7 (3)
H2W1—O2W—H2W2	102.3	C32—C31—C30	119.5 (3)
H3W1—O3W—H3W2	116.8	C36—C31—C30	121.7 (3)
C7 ⁱ —N1—C14	124.5 (3)	C33—C32—C31	120.4 (4)

supplementary materials

C7 ⁱ —N1—Cu1	128.4 (2)	C33—C32—H32	119.8
C14—N1—Cu1	107.0 (2)	C31—C32—H32	119.8
C16—N2—C15	120.4 (3)	C34—C33—C32	120.4 (4)
C16—N2—Cu1	129.1 (2)	C34—C33—H33	119.8
C15—N2—Cu1	109.0 (2)	C32—C33—H33	119.8
C30—N3—C37'	122.1 (5)	C35—C34—C33	119.9 (4)
C30—N3—C37	123.6 (3)	C35—C34—H34	120.0
C30—N3—Cu2	128.9 (2)	C33—C34—H34	120.0
C37'—N3—Cu2	106.2 (4)	C34—C35—C36	120.5 (4)
C37—N3—Cu2	107.4 (2)	C34—C35—H35	119.7
C39—N4—C38'	124.2 (5)	C36—C35—H35	119.7
C39—N4—C38	118.2 (3)	C35—C36—C31	120.0 (4)
C39—N4—Cu2	129.2 (2)	C35—C36—H36	120.0
C38'—N4—Cu2	105.7 (5)	C31—C36—H36	120.0
C38—N4—Cu2	109.5 (3)	N3—C37—C38	107.5 (4)
O1 ⁱ —C1—C6	120.4 (3)	N3—C37—H37A	110.2
O1 ⁱ —C1—C2	120.2 (2)	C38—C37—H37A	110.2
C6—C1—C2	119.3 (3)	N3—C37—H37B	110.2
C3—C2—C1	118.0 (3)	C38—C37—H37B	110.2
C3—C2—C16	118.4 (3)	H37A—C37—H37B	108.5
C1—C2—C16	123.4 (3)	N4—C38—C37	108.1 (4)
C4—C3—C2	123.6 (3)	N4—C38—H38A	110.1
C4—C3—H3	118.2	C37—C38—H38A	110.1
C2—C3—H3	118.2	N4—C38—H38B	110.1
C3—C4—C5	117.4 (3)	C37—C38—H38B	110.1
C3—C4—C23	121.8 (3)	H38A—C38—H38B	108.4
C5—C4—C23	120.8 (3)	N3—C37'—C38'	110.5 (10)
C4—C5—C6	123.4 (3)	N3—C37'—H37C	109.6
C4—C5—H5	118.3	C38'—C37'—H37C	109.6
C6—C5—H5	118.3	N3—C37'—H37D	109.6
C5—C6—C1	118.3 (3)	C38'—C37'—H37D	109.6
C5—C6—C7	117.8 (3)	H37C—C37'—H37D	108.1
C1—C6—C7	123.9 (3)	N4—C38'—C37'	104.8 (9)
N1 ⁱ —C7—C6	122.2 (3)	N4—C38'—H38C	110.8
N1 ⁱ —C7—C8	120.6 (3)	C37'—C38'—H38C	110.8
C6—C7—C8	117.1 (3)	N4—C38'—H38D	110.8
C13—C8—C9	118.8 (3)	C37'—C38'—H38D	110.8
C13—C8—C7	121.5 (3)	H38C—C38'—H38D	108.9
C9—C8—C7	119.6 (3)	N4—C39—C25	123.1 (3)
C10—C9—C8	120.0 (3)	N4—C39—C40	118.8 (3)
C10—C9—H9	120.0	C25—C39—C40	118.1 (3)
C8—C9—H9	120.0	C41—C40—C45	118.9 (3)
C11—C10—C9	120.1 (4)	C41—C40—C39	121.5 (3)
C11—C10—H10	120.0	C45—C40—C39	119.6 (3)
C9—C10—H10	120.0	C40—C41—C42	119.9 (4)
C12—C11—C10	120.6 (4)	C40—C41—H41	120.0
C12—C11—H11	119.7	C42—C41—H41	120.0
C10—C11—H11	119.7	C43—C42—C41	119.8 (5)

C11—C12—C13	120.7 (4)	C43—C42—H42	120.1
C11—C12—H12	119.7	C41—C42—H42	120.1
C13—C12—H12	119.7	C44—C43—C42	120.7 (4)
C8—C13—C12	119.8 (4)	C44—C43—H43	119.6
C8—C13—H13	120.1	C42—C43—H43	119.6
C12—C13—H13	120.1	C43—C44—C45	120.7 (5)
C15—C14—N1	112.2 (3)	C43—C44—H44	119.7
C15—C14—H14A	109.2	C45—C44—H44	119.7
N1—C14—H14A	109.2	C44—C45—C40	119.9 (4)
C15—C14—H14B	109.2	C44—C45—H45	120.0
N1—C14—H14B	109.2	C40—C45—H45	120.0
H14A—C14—H14B	107.9	C27—C46—H46A	109.5
C14—C15—N2	112.2 (3)	C27—C46—H46B	109.5
C14—C15—H15A	109.2	H46A—C46—H46B	109.5
N2—C15—H15A	109.2	C27—C46—H46C	109.5
C14—C15—H15B	109.2	H46A—C46—H46C	109.5
N2—C15—H15B	109.2	H46B—C46—H46C	109.5
H15A—C15—H15B	107.9	C48—C47—H47A	109.5
N2—C16—C2	122.8 (3)	C48—C47—H47B	109.5
N2—C16—C17	119.2 (3)	H47A—C47—H47B	109.5
C2—C16—C17	117.9 (3)	C48—C47—H47C	109.5
C18—C17—C22	119.2 (3)	H47A—C47—H47C	109.5
C18—C17—C16	120.6 (3)	H47B—C47—H47C	109.5
C22—C17—C16	120.0 (3)	O3—C48—C47	106.2 (9)
C17—C18—C19	120.5 (4)	O3—C48—H48A	110.5
C17—C18—H18	119.7	C47—C48—H48A	110.5
C19—C18—H18	119.7	O3—C48—H48B	110.5
C20—C19—C18	120.3 (4)	C47—C48—H48B	110.5
C20—C19—H19	119.9	H48A—C48—H48B	108.7
N2—Cu1—O1—C1 ⁱ	117.9 (3)	C11—C12—C13—C8	-0.3 (6)
O1 ⁱ —Cu1—O1—C1 ⁱ	-168.0 (3)	C7 ⁱ —N1—C14—C15	146.7 (3)
N1—Cu1—O1—C1 ⁱ	30.2 (3)	Cu1—N1—C14—C15	-32.8 (4)
C11—Cu1—O1—C1 ⁱ	-70.0 (3)	N1—C14—C15—N2	35.9 (5)
Cu1 ⁱ —Cu1—O1—C1 ⁱ	-168.0 (3)	C16—N2—C15—C14	172.2 (3)
N2—Cu1—O1—Cu1 ⁱ	-74.1 (2)	Cu1—N2—C15—C14	-20.5 (4)
O1 ⁱ —Cu1—O1—Cu1 ⁱ	0.0	C15—N2—C16—C2	169.5 (3)
N1—Cu1—O1—Cu1 ⁱ	-161.78 (11)	Cu1—N2—C16—C2	5.0 (5)
C11—Cu1—O1—Cu1 ⁱ	97.99 (9)	C15—N2—C16—C17	-7.4 (5)
N4—Cu2—O2—C24	-121.0 (3)	Cu1—N2—C16—C17	-171.8 (2)
O2 ⁱⁱ —Cu2—O2—C24	163.3 (3)	C3—C2—C16—N2	169.0 (3)
N3—Cu2—O2—C24	-34.6 (3)	C1—C2—C16—N2	-15.4 (5)
C12—Cu2—O2—C24	65.8 (3)	C3—C2—C16—C17	-14.1 (4)
Cu2 ⁱⁱ —Cu2—O2—C24	163.3 (3)	C1—C2—C16—C17	161.5 (3)
N4—Cu2—O2—Cu2 ⁱⁱ	75.7 (2)	N2—C16—C17—C18	95.3 (4)
O2 ⁱⁱ —Cu2—O2—Cu2 ⁱⁱ	0.0	C2—C16—C17—C18	-81.7 (4)
N3—Cu2—O2—Cu2 ⁱⁱ	162.08 (12)	N2—C16—C17—C22	-80.7 (4)

supplementary materials

Cl2—Cu2—O2—Cu2 ⁱⁱ	-97.55 (9)	C2—C16—C17—C22	102.3 (4)
N2—Cu1—N1—C7 ⁱ	-162.5 (3)	C22—C17—C18—C19	1.7 (5)
O1 ⁱ —Cu1—N1—C7 ⁱ	-75.0 (4)	C16—C17—C18—C19	-174.4 (3)
O1—Cu1—N1—C7 ⁱ	-14.2 (3)	C17—C18—C19—C20	-1.2 (6)
Cl1—Cu1—N1—C7 ⁱ	86.8 (3)	C18—C19—C20—C21	-0.4 (6)
Cu1 ⁱ —Cu1—N1—C7 ⁱ	-28.9 (3)	C19—C20—C21—C22	1.3 (7)
N2—Cu1—N1—C14	17.0 (2)	C20—C21—C22—C17	-0.7 (6)
O1 ⁱ —Cu1—N1—C14	104.5 (3)	C18—C17—C22—C21	-0.8 (5)
O1—Cu1—N1—C14	165.2 (2)	C16—C17—C22—C21	175.3 (3)
Cl1—Cu1—N1—C14	-93.8 (2)	Cu2 ⁱⁱ —O2—C24—C29	-170.8 (2)
Cu1 ⁱ —Cu1—N1—C14	150.57 (19)	Cu2—O2—C24—C29	31.4 (4)
O1 ⁱ —Cu1—N2—C16	8.0 (3)	Cu2 ⁱⁱ —O2—C24—C25 ⁱⁱ	10.0 (5)
N1—Cu1—N2—C16	167.4 (3)	Cu2—O2—C24—C25 ⁱⁱ	-147.8 (2)
O1—Cu1—N2—C16	79.5 (4)	C24 ⁱⁱ —C25—C26—C27	-0.5 (5)
Cl1—Cu1—N2—C16	-92.3 (3)	C39—C25—C26—C27	-175.7 (3)
Cu1 ⁱ —Cu1—N2—C16	31.3 (3)	C25—C26—C27—C28	0.5 (5)
O1 ⁱ —Cu1—N2—C15	-157.8 (2)	C25—C26—C27—C46	177.1 (3)
N1—Cu1—N2—C15	1.5 (2)	C26—C27—C28—C29 ⁱⁱ	0.3 (5)
O1—Cu1—N2—C15	-86.4 (3)	C46—C27—C28—C29 ⁱⁱ	-176.2 (3)
Cl1—Cu1—N2—C15	101.9 (2)	O2—C24—C29—C28 ⁱⁱ	179.7 (3)
Cu1 ⁱ —Cu1—N2—C15	-134.6 (2)	C25 ⁱⁱ —C24—C29—C28 ⁱⁱ	-1.1 (5)
N4—Cu2—N3—C30	164.0 (3)	O2—C24—C29—C30	-0.9 (5)
O2 ⁱⁱ —Cu2—N3—C30	75.9 (4)	C25 ⁱⁱ —C24—C29—C30	178.3 (3)
O2—Cu2—N3—C30	16.4 (3)	C37 ⁱ —N3—C30—C29	161.7 (6)
Cl2—Cu2—N3—C30	-85.8 (3)	C37—N3—C30—C29	-172.6 (3)
Cu2 ⁱⁱ —Cu2—N3—C30	30.8 (3)	Cu2—N3—C30—C29	3.5 (4)
N4—Cu2—N3—C37 ⁱ	3.1 (6)	C37 ⁱ —N3—C30—C31	-17.9 (7)
O2 ⁱⁱ —Cu2—N3—C37 ⁱ	-85.0 (6)	C37—N3—C30—C31	7.9 (5)
O2—Cu2—N3—C37 ⁱ	-144.4 (6)	Cu2—N3—C30—C31	-176.1 (2)
Cl2—Cu2—N3—C37 ⁱ	113.3 (6)	C28 ⁱⁱ —C29—C30—N3	162.3 (3)
Cu2 ⁱⁱ —Cu2—N3—C37 ⁱ	-130.1 (6)	C24—C29—C30—N3	-17.1 (5)
N4—Cu2—N3—C37	-19.5 (3)	C28 ⁱⁱ —C29—C30—C31	-18.1 (4)
O2 ⁱⁱ —Cu2—N3—C37	-107.6 (4)	C24—C29—C30—C31	162.5 (3)
O2—Cu2—N3—C37	-167.0 (3)	N3—C30—C31—C32	121.2 (4)
Cl2—Cu2—N3—C37	90.7 (3)	C29—C30—C31—C32	-58.4 (4)
Cu2 ⁱⁱ —Cu2—N3—C37	-152.7 (2)	N3—C30—C31—C36	-56.2 (4)
O2 ⁱⁱ —Cu2—N4—C39	-6.0 (3)	C29—C30—C31—C36	124.2 (3)
N3—Cu2—N4—C39	-165.3 (3)	C36—C31—C32—C33	2.3 (5)
O2—Cu2—N4—C39	-78.8 (4)	C30—C31—C32—C33	-175.2 (3)
Cl2—Cu2—N4—C39	94.1 (3)	C31—C32—C33—C34	-1.7 (6)
Cu2 ⁱⁱ —Cu2—N4—C39	-30.1 (4)	C32—C33—C34—C35	0.2 (6)
O2 ⁱⁱ —Cu2—N4—C38 ⁱ	-175.0 (6)	C33—C34—C35—C36	0.7 (6)
N3—Cu2—N4—C38 ⁱ	25.6 (6)	C34—C35—C36—C31	0.0 (6)

O2—Cu2—N4—C38'	112.1 (6)	C32—C31—C36—C35	-1.5 (5)
Cl2—Cu2—N4—C38'	-74.9 (6)	C30—C31—C36—C35	176.0 (3)
Cu2 ⁱⁱ —Cu2—N4—C38'	160.9 (6)	C30—N3—C37—C38	-142.6 (4)
O2 ⁱⁱ —Cu2—N4—C38	153.1 (3)	C37 ⁱ —N3—C37—C38	-49.3 (12)
N3—Cu2—N4—C38	-6.2 (3)	Cu2—N3—C37—C38	40.7 (5)
O2—Cu2—N4—C38	80.3 (3)	C39—N4—C38—C37	-167.8 (4)
Cl2—Cu2—N4—C38	-106.8 (3)	C38 ⁱ —N4—C38—C37	-57.4 (10)
Cu2 ⁱⁱ —Cu2—N4—C38	129.0 (3)	Cu2—N4—C38—C37	30.5 (5)
O1 ⁱ —C1—C2—C3	-178.2 (3)	N3—C37—C38—N4	-46.5 (6)
C6—C1—C2—C3	2.5 (4)	C30—N3—C37 ⁱ —C38'	166.6 (7)
O1 ⁱ —C1—C2—C16	6.2 (5)	C37—N3—C37 ⁱ —C38'	65.7 (14)
C6—C1—C2—C16	-173.1 (3)	Cu2—N3—C37 ⁱ —C38'	-30.9 (10)
C1—C2—C3—C4	-1.0 (5)	C39—N4—C38 ⁱ —C37'	143.6 (8)
C16—C2—C3—C4	174.8 (3)	C38—N4—C38 ⁱ —C37'	55.2 (10)
C2—C3—C4—C5	-0.9 (5)	Cu2—N4—C38 ⁱ —C37'	-46.7 (10)
C2—C3—C4—C23	-179.2 (3)	N3—C37 ⁱ —C38 ⁱ —N4	52.5 (12)
C3—C4—C5—C6	1.3 (5)	C38 ⁱ —N4—C39—C25	163.2 (7)
C23—C4—C5—C6	179.7 (3)	C38—N4—C39—C25	-161.6 (4)
C4—C5—C6—C1	0.2 (5)	Cu2—N4—C39—C25	-4.0 (5)
C4—C5—C6—C7	-179.0 (3)	C38 ⁱ —N4—C39—C40	-19.2 (8)
O1 ⁱ —C1—C6—C5	178.6 (3)	C38—N4—C39—C40	16.0 (5)
C2—C1—C6—C5	-2.1 (4)	Cu2—N4—C39—C40	173.6 (2)
O1 ⁱ —C1—C6—C7	-2.3 (5)	C26—C25—C39—N4	-173.4 (3)
C2—C1—C6—C7	177.0 (3)	C24 ⁱⁱ —C25—C39—N4	11.7 (5)
C5—C6—C7—N1 ⁱ	165.9 (3)	C26—C25—C39—C40	9.0 (5)
C1—C6—C7—N1 ⁱ	-13.2 (5)	C24 ⁱⁱ —C25—C39—C40	-165.9 (3)
C5—C6—C7—C8	-15.8 (4)	N4—C39—C40—C41	-95.9 (4)
C1—C6—C7—C8	165.1 (3)	C25—C39—C40—C41	81.8 (4)
N1 ⁱ —C7—C8—C13	-55.5 (4)	N4—C39—C40—C45	83.3 (4)
C6—C7—C8—C13	126.2 (3)	C25—C39—C40—C45	-99.0 (4)
N1 ⁱ —C7—C8—C9	120.7 (3)	C45—C40—C41—C42	-1.5 (5)
C6—C7—C8—C9	-57.6 (4)	C39—C40—C41—C42	177.6 (3)
C13—C8—C9—C10	2.4 (5)	C40—C41—C42—C43	2.5 (6)
C7—C8—C9—C10	-173.9 (3)	C41—C42—C43—C44	-2.3 (7)
C8—C9—C10—C11	-1.6 (5)	C42—C43—C44—C45	1.2 (7)
C9—C10—C11—C12	-0.2 (6)	C43—C44—C45—C40	-0.2 (6)
C10—C11—C12—C13	1.1 (6)	C41—C40—C45—C44	0.4 (5)
C9—C8—C13—C12	-1.5 (5)	C39—C40—C45—C44	-178.8 (3)
C7—C8—C13—C12	174.7 (3)		

Symmetry codes: (i) $-x+2, -y+1, -z+2$; (ii) $-x+1, -y+1, -z+1$.

Hydrogen-bond geometry ($\text{\AA}, ^\circ$)

<i>D</i> —H \cdots <i>A</i>	<i>D</i> —H	H \cdots <i>A</i>	<i>D</i> \cdots <i>A</i>	<i>D</i> —H \cdots <i>A</i>
O3—H4 \cdots O2W	0.82	2.20	2.96 (2)	154
O1W—H1W1 \cdots C11 ⁱⁱⁱ	0.82 (2)	2.54 (2)	3.355 (4)	171 (4)

supplementary materials

O1W—H1W2...Cl2	0.82 (2)	2.56 (2)	3.374 (4)	174 (3)
O2W—H2W1...O3W	0.85	1.86	2.71 (3)	179
O2W—H2W2...O3	0.97	2.27	2.96 (2)	127

Symmetry codes: (iii) $x-1/2, -y+3/2, z-1/2$.

Fig. 1

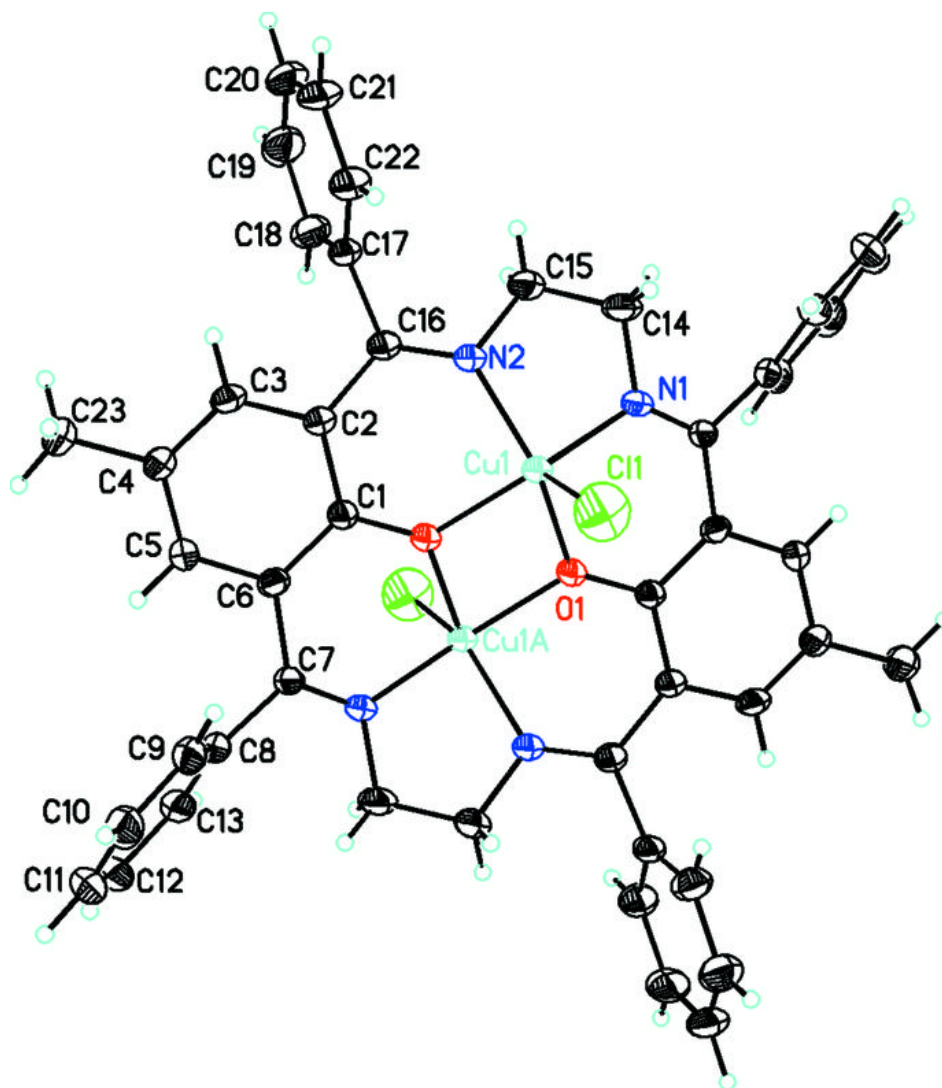


Fig. 2

