

# Stereospecific Allylic Functionalization: The Reactions of Allylboronate Complexes with Electrophiles

Cristina García-Ruiz,<sup>†</sup> Jack L.-Y. Chen,<sup>†</sup> Christopher Sandford,<sup>†</sup> Kathryn Feeny,<sup>†</sup> Paula Lorenzo,<sup>†</sup> Guillaume Berionni,<sup>‡</sup> Herbert Mayr,<sup>‡</sup> and Varinder K. Aggarwal<sup>\*,†</sup>

<sup>†</sup>School of Chemistry, University of Bristol, Cantock's Close, Bristol BS8 1TS, United Kingdom

<sup>‡</sup>Department Chemie, Ludwig-Maximilians-Universität München, Butenandtstr. 5-13, 81377 München, Germany

## Supporting Information

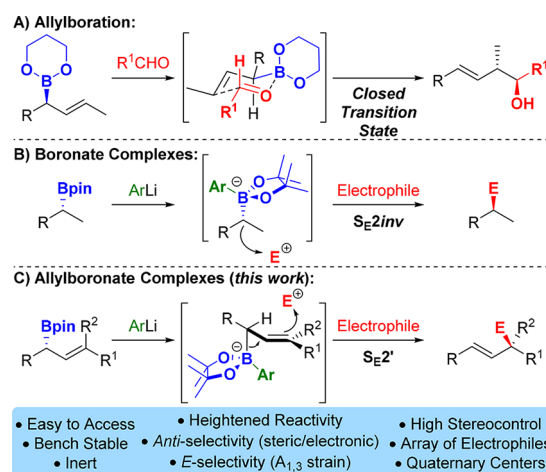
**ABSTRACT:** Allylboronic esters react readily with carbonyls and imines ( $\pi$ -electrophiles), but are unreactive toward a range of other electrophiles. By addition of an aryllithium, the corresponding allylboronate complexes display enhanced nucleophilicity, enabling addition to a range of electrophiles (tropylium, benzodithiolylium, activated pyridines, Eschenmoser's salt, Togni's reagent, Selectfluor, diisopropyl azodicarboxylate (DIAD), MeSX) in high regio- and stereocontrol. This protocol provides access to key new functionalities, including quaternary stereogenic centers bearing moieties such as fluorine and the trifluoromethyl group. The allylboronate complexes were determined to be 7 to 10 orders of magnitude more reactive than the parent boronic ester.

The reaction of allylmetals with electrophiles represents a cornerstone in organic synthesis.<sup>1</sup> The field is dominated by reactions of allylborens with carbonyls and imines ( $\pi$ -electrophiles) because (i) it leads to synthetically useful products with high and predictable selectivity and (ii) enantioenriched allylborens are easily available or chiral catalysts have been developed to promote the reaction.<sup>2,3</sup> However, reactions of allylborens with other types of electrophiles are virtually unknown; their unique reactivity with  $\pi$ -electrophiles stems from the simultaneous activation of both the boron atom and the carbonyl group in the closed transition state (Scheme 1A).<sup>4</sup> To address this shortcoming, more nucleophilic allylmetals have been explored, e.g., allylsilanes<sup>5</sup> and allylstannanes,<sup>6</sup> but the chiral versions are often difficult to prepare with high selectivity<sup>7</sup> and the latter are toxic and labile toward 1,3-transposition.

Allylborens would be ideal reagents because they are configurationally stable, easily accessible in high ee,<sup>3h,8</sup> and unlike most other allylmetals do not undergo 1,3-transposition,<sup>9</sup> but their low nucleophilicity has limited their broader use. We considered separating the activation mode of boron by converting the allylic boronic ester into a more nucleophilic boronate complex. Previously, we have shown that the addition of an aryllithium to an allylboronic ester creates a configurationally stable nucleophilic boronate complex that can react with electrophiles through an enantiospecific  $S_E2inv$  pathway (Scheme 1B).<sup>10</sup> We reasoned that the addition of an organolithium to an allylboronic ester might also “switch on” the reactivity of these species, enabling  $S_E2'$  reactions with a much more diverse array of electrophiles (Scheme 1C). Herein,

we report the successful realization of this strategy, providing access to an array of stereodefined tertiary and quaternary allylic products.

## Scheme 1. Reactions of (A) Allylboronic Esters and (B) Allylboronate Complexes; (C) This Work: The Reactivity of Allylboronate Complexes



We began our study by investigating the tropylium cation as a model electrophile for addition to boronate complexes, selecting trisubstituted allylic boronic ester **1** to explore the formation of quaternary stereogenic centers, incorporating a reporter stereogenic center in order to assess the stereospecificity of the reaction. When the parent boronic ester **1** was subjected to the tropylium cation in THF, no reaction was observed (Table 1, entry 1), demonstrating the low reactivity of allylboronic esters even with highly reactive electrophiles. However, after addition of aryllithium **2**, the allylboronate complex reacted readily to afford the allylation product **5**, albeit with moderate regiocontrol between  $\gamma$ - and  $\alpha$ -addition (87:13), and poor diastereocontrol (56:44, entry 2). The selectivity was found to be improved by lowering the reaction temperature to  $-78$  °C, although the dr was still moderate (88:12, entry 4). In all cases, the reaction gave complete *E*-selectivity (>95:5). In our previous studies of boronate complexes, we had observed that electron-deficient aryllithiums improved the stereospecificity of the reaction,<sup>10a</sup>

Received: September 25, 2017

Published: October 13, 2017

**Table 1. Optimization of the Formation of Quaternary Stereogenic Centers with Tropylium Tetrafluoroborate<sup>a</sup>**

ArLi - 2: 4-(MeO)<sub>3</sub>C<sub>6</sub>H<sub>4</sub>Li  
3: 3,5-(CF<sub>3</sub>)<sub>2</sub>C<sub>6</sub>H<sub>3</sub>Li  
4: NaphthylLi

Entry	ArLi	Temp. (°C)	Yield <sup>b</sup> (%)	$\gamma/\alpha^c$	dr <sup>c</sup> (%)
1	None	25	0		
2	2	25	62	87:13	56:44
3	2	0	48	86:14	55:45
4	2	-78	52	>95:5	88:12
5	3	-78	81 <sup>d</sup>	>95:5	>95:5
6	4	-78	95	>95:5	93:7

<sup>a</sup>Reactions conducted with 0.10 mmol **1**, 1.2 equiv ArLi and 1.2 equiv tropylium tetrafluoroborate. <sup>b</sup><sup>1</sup>H NMR yield using 0.33 equiv of 1,3,5-trimethoxybenzene as internal standard. <sup>c</sup>dr of  $\gamma$ -attack product **5**, determined by GC-MS. <sup>d</sup>Isolated yield.

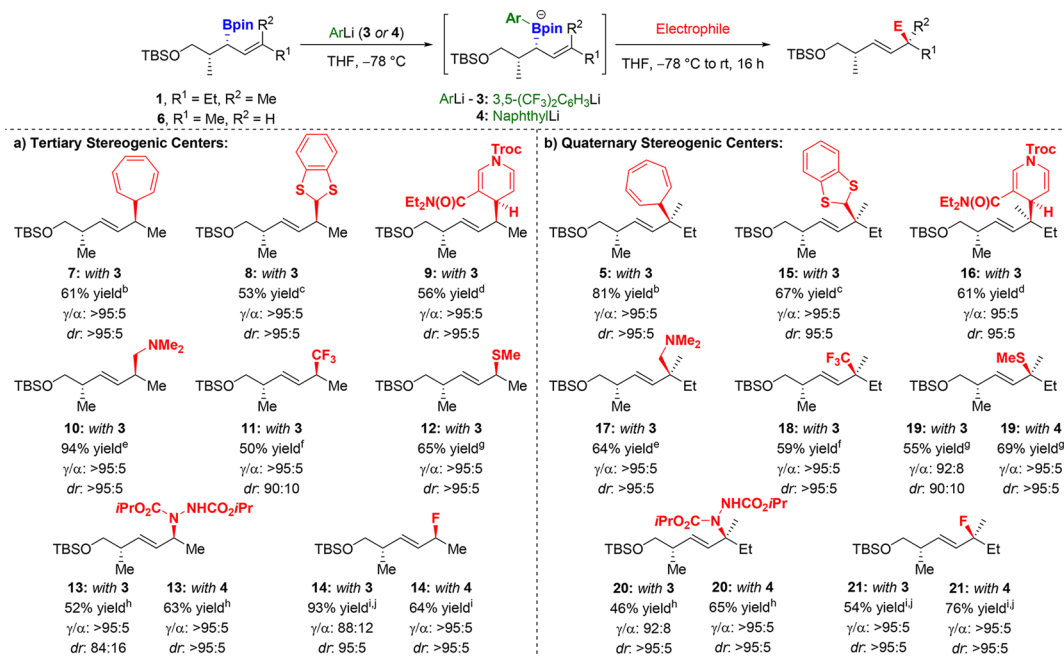
and they were examined here, too. Using the electron-deficient aryllithium **3** did indeed result in improved diastereocontrol (>95:5, entry 5). Interestingly, through screening various aryllithiums, we discovered that naphthyllithium (**4**) also gave high selectivity (entry 6), which proved beneficial in some cases with alternative electrophiles (*vide infra*).<sup>11</sup>

Having identified conditions under which the allylboronate complex derived from **1** reacted with high regio- and stereoselectivity, we explored the electrophile scope in the formation of both tertiary and quaternary stereogenic centers

(Scheme 2). We used **3** as the standard nucleophilic activator, but if lower selectivity was observed we also tested **4**. Pleasingly, the reactions of boronate complexes derived from **1** and **6** were extended to benzodithioliylium (to afford **8** and **15**), activated pyridines (**9** and **16**)<sup>10b</sup> and Eschenmoser's salt (**10** and **17**). In all of these C–C bond forming cases, high regio- and stereospecificity and complete *E*-selectivity was observed.

The allylboronate complex derived from **6** could also be trifluoromethylated using Togni's reagent as an electrophilic source of CF<sub>3</sub>, providing access to **11** in 50% yield, >95:5  $\gamma/\alpha$  and 90:10 dr. In comparison to alternative allylmetal species, Gouverneur and co-workers have reported the trifluoromethylation of analogous allylsilanes, which proceeds with similar selectivity under photoredox catalysis.<sup>12</sup> It is of particular note that the allylboronate complex from **1** could also be trifluoromethylated in 59% yield, >95:5  $\gamma/\alpha$  and >95:5 dr (**18**). Trifluoromethylation of an allylmetal to form a quaternary stereogenic center has, to the best of our knowledge, not previously been reported.

Electrophiles that create new carbon–heteroatom bonds could also be utilized in conjunction with the allylboronate complexes, enabling formation of C–S, C–N and C–F bonds at tertiary (**12–14**) and quaternary stereocenters (**19–21**). The electrophilic fluorination of boronate complexes<sup>10c</sup> provides access to medically relevant chiral allylic fluorides which are otherwise challenging to obtain from allylmetals.<sup>13</sup> Though allylsilanes are known to undergo successful stereospecific fluorination,<sup>14</sup> access to enantioenriched acyclic tertiary allylfluorides from an allylmetal has not previously been reported. Pleasingly, the reaction of **1** with aryllithium **4**, and

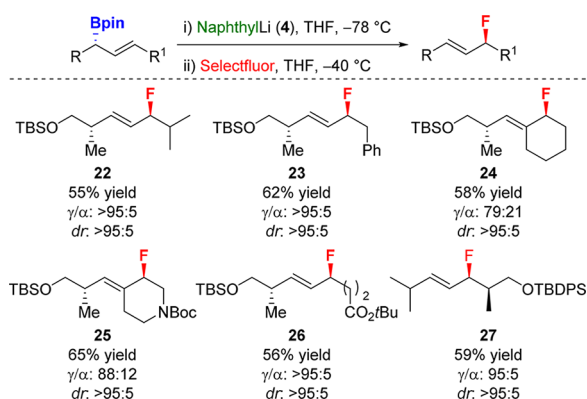
**Scheme 2. Scope of Electrophiles added to Allylboronate Complexes<sup>a</sup>**

<sup>a</sup>See the Supporting Information for more details; yields of isolated material;  $\gamma/\alpha$  ratio and dr determined by GC-MS, <sup>1</sup>H NMR or <sup>19</sup>F NMR. <sup>b</sup>Tropylium tetrafluoroborate added at -78 °C. <sup>c</sup>1,3-Benzodithioliylium tetrafluoroborate added at -78 °C. <sup>d</sup>*N,N*-Diethylnicotinamide and Troc-Cl (Cl<sub>3</sub>CCH<sub>2</sub>OCOCl) added at -78 °C. Relative stereochemistry of dihydropyridine based on previous model,<sup>10b</sup> but not confirmed. <sup>e</sup>*N,N*-Dimethylmethyleiminium iodide added at -78 °C. <sup>f</sup>Ate complex solution added to solution of 1-trifluoromethyl-1,2-benziodoxol-3-(1*H*)-one in THF at -78 °C. <sup>g</sup>Dimethyl(methylthio)sulfonium tetrafluoroborate added at -78 °C. <sup>h</sup>Diisopropyl azodicarboxylate added at -78 °C. <sup>i</sup>Ate complex solution in MeCN added to solution of Selectfluor in MeCN at -40 °C, and the reaction maintained at -40 °C for 16 h. <sup>j</sup><sup>1</sup>H NMR yield using 0.33 equiv of 1,3,5-trimethoxybenzene as internal standard due to product instability.

subsequent fluorination with Selectfluor in MeCN at  $-40\text{ }^{\circ}\text{C}$ , was found to afford allyl fluoride **21** in 76% yield,  $>95:5\ \gamma/\alpha$  and  $>95:5$  dr. To determine the absolute configuration and demonstrate that there were no matched/mismatched effects in operation, we also synthesized the alternative diastereomer of fluoride **14** from the opposite *anti* diastereomer of **6**.<sup>15</sup>

We next chose to develop the fluorination of allylboronate complexes because of the importance of incorporating fluorine stereoselectively into organic molecules (Scheme 3). It was

### Scheme 3. Scope of the Fluorination Reaction<sup>a</sup>



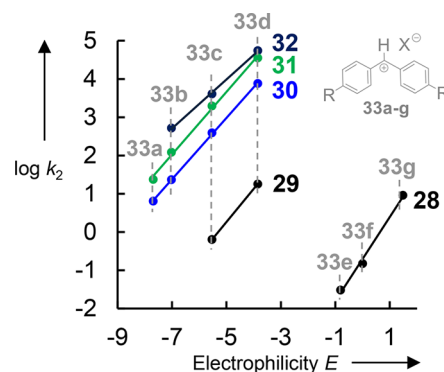
<sup>a</sup>All boronic esters have dr  $>95:5$ . Yields of isolated material;  $\gamma/\alpha$  ratio and dr determined by GCMS or  $^{19}\text{F}$  NMR.

found that changing the alkyl substituent at  $\text{R}^1$  to either a sterically bulky *iso*-propyl (**22**) or a benzyl group (**23**) afforded the desired allyl fluorides in high yield and selectivity. Fluorination of allylboronates derived from cyclic alkenes also occurred in good yield, albeit with slightly reduced regioselectivities (**24** and **25**). Pleasingly, the reaction tolerated a range of functional groups including carbamates (**25**), *tert*-butyl esters (**26**) and *tert*-butyldiphenylsilyl protected alcohols (**27**). Owing to the facile synthesis of the starting allylboronic esters through lithiation–borylation between a vinylboronic ester and alkylbenzoate,<sup>3k,16</sup> an array of allyl fluorides can now be formed with high selectivity.

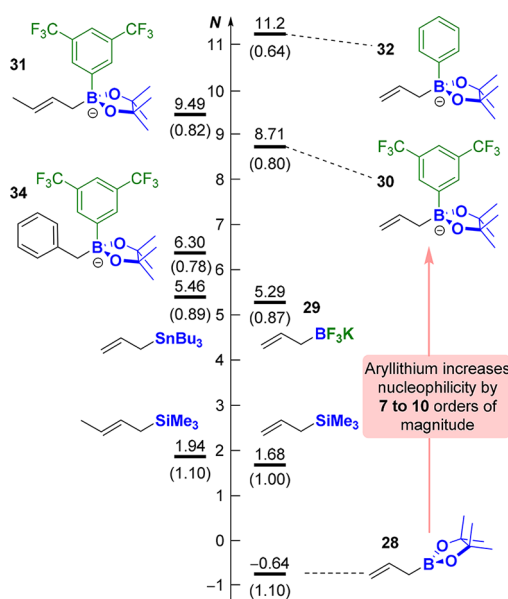
To quantify the change of nucleophilicity of the allyl moiety upon addition of an organolithium to an allylboronic ester (**28**), we measured the kinetics of the reactions of allylboron compounds **28–32** with benzhydrylium ions **33**, following previously published methods (Figures 1 and 2).<sup>17</sup> Figure 1 demonstrates that the measured second-order rate constants correlate linearly with the electrophilicity parameters  $E$  of the reference benzhydrylium ions, which allows us to employ eq 1 for calculating the nucleophilicity parameters  $N$  and susceptibilities  $s_N$  of **28–32**.

$$\log k_2 (20^{\circ}\text{C}) = s_N(N + E) \quad (1)$$

Although Figure 1 shows the relative reactivities of the allylboron compounds somewhat depend on the nature of the electrophiles (because of the different slopes ( $s_N$ ) of the correlation lines), a rough ordering of the nucleophilic reactivities is given by their  $N$  parameters (Figure 2), which correspond to the negative intercepts on the abscissa ( $\log k_2 = 0$ ) of the correlation lines in Figure 1. Addition of an aryllithium to allylboronic ester **28** increases the nucleophilicity by 7 to 10 orders of magnitude.<sup>18</sup> Thus, the anionic allylboronate complexes **30–32** are significantly more nucleophilic than



**Figure 1.** Correlation of second-order rate constants  $k_2$  for reactions of allylboron compounds **28–32** (for structures, see Figure 2) with benzhydrylium ions **33** (see Supporting Information) toward electrophilicity parameters  $E$  of benzhydrylium ions.



**Figure 2.** Comparison of nucleophilicity parameters  $N$  (susceptibility parameters  $s_N$  in parentheses) of allylmetal reagents. Boronate complexes and allyltrifluoroborate determined in  $\text{CH}_3\text{CN}$ , other nucleophiles in  $\text{CH}_2\text{Cl}_2$ .

allylsilanes, allylstannanes and allyltrifluoroborate **29**, all of which are more nucleophilic than the parent boronic ester **28**. The previously reported  $N$  parameter of benzylboronate complex **34**,<sup>19</sup> which reacts in an  $\text{S}_{\text{E}}2$  mode with electrophiles, is two logarithmic units smaller than of **30**. In line with this ordering, allylboronates **30–32** react with high  $\gamma$ -selectivity ( $\text{S}_{\text{E}}2'$ ), in preference to reaction at the  $\alpha$ -position ( $\text{S}_{\text{E}}2$ ).

In conclusion, by addition of an aryllithium, we have converted weakly nucleophilic allylic boronic esters into potent nucleophiles that now react with a broad range of carbon- and heteroatom-based electrophiles with very high  $\gamma$ -selectivity and essentially complete stereospecificity. Indeed, the addition of an aryllithium to form a boronate complex increases the nucleophilicity of the stable boronic ester by 7 to 10 orders of magnitude. Importantly, this process provides access to a broad array of functionalities, including quaternary all-carbon stereocenters and allylic fluoro- and trifluoromethyl moieties. We envisage the continued application of boronate complexes<sup>10e</sup> will provide access to an array of new enantioenriched functionalities that are otherwise difficult to obtain.



## ■ ASSOCIATED CONTENT

## S Supporting Information

The Supporting Information is available free of charge on the ACS Publications website at DOI: 10.1021/jacs.7b10240.

Detailed experimental procedures, kinetics data, and characterization data for new compounds (PDF)

## ■ AUTHOR INFORMATION

## Corresponding Author

\*v.aggarwal@bristol.ac.uk

ORCID 

Christopher Sandford: 0000-0002-4015-0674

Guillaume Berionni: 0000-0002-5422-9113

Herbert Mayr: 0000-0003-0768-5199

Varinder K. Aggarwal: 0000-0003-0344-6430

## Notes

The authors declare no competing financial interest.

## ■ ACKNOWLEDGMENTS

We thank EPSRC (EP/I038071/1), ERC (670668) and Deutsche Forschungsgemeinschaft (SFB 749, project B1) for financial support. C.G.-R. thanks the Ramón Areces Foundation and P.L. thanks Xunta de Galicia for postdoctoral fellowships. C.S. thanks the University of Bristol for a Ph.D. scholarship and K.F. thanks the EPSRC Bristol Chemical Synthesis Doctoral Training Centre for a studentship (EP/L015366/1). We thank E. M. Wöllner and P. Gänshelmer for initial kinetic results, and A. R. Ofial for helpful discussions.

## ■ REFERENCES

- (1) (a) Hoffmann, R. W. *Angew. Chem., Int. Ed. Engl.* **1982**, *21*, 555. (b) Denmark, S. E.; Fu, J. *Chem. Rev.* **2003**, *103*, 2763. (c) Kennedy, J. W. J.; Hall, D. G. *Angew. Chem., Int. Ed.* **2003**, *42*, 4732. (d) Marshall, J. A. J. *Org. Chem.* **2007**, *72*, 8153. (e) Marek, I.; Sklute, G. *Chem. Commun.* **2007**, 1683. (f) Yus, M.; González-Gómez, J. C.; Foubelo, F. *Chem. Rev.* **2013**, *113*, 5595.
- (2) For reviews, see: (a) Hall, D. G. *Synlett* **2007**, 2007, 1644. (b) Lachance, H.; Hall, D. G. In *Organic Reactions*, Vol. 73; Denmark, S. E., Ed.; Wiley: Hoboken, 2008. (c) Huo, H.-X.; Duvall, J. R.; Huang, M.-Y.; Hong, R. *Org. Chem. Front.* **2014**, *1*, 303. (d) Diner, C.; Szabó, K. J. *J. Am. Chem. Soc.* **2017**, *139*, 2.
- (3) For selected recent examples, see: (a) Kyne, R. E.; Ryan, M. C.; Kliman, L. T.; Morken, J. P. *Org. Lett.* **2010**, *12*, 3796. (b) Chen, M.; Roush, W. R. *Org. Lett.* **2010**, *12*, 2706. (c) Chen, M.; Roush, W. R. *J. Am. Chem. Soc.* **2013**, *135*, 9512. (d) Alam, R.; Das, A.; Huang, G.; Eriksson, L.; Himo, F.; Szabó, K. J. *Chem. Sci.* **2014**, *5*, 2732. (e) Alam, R.; Vollgraff, T.; Eriksson, L.; Szabó, K. J. *J. Am. Chem. Soc.* **2015**, *137*, 11262. (f) Li, Y.; Chakrabarty, S.; Studer, A. *Angew. Chem., Int. Ed.* **2015**, *54*, 3587. (g) Lee, K.; Silverio, D. L.; Torker, S.; Robbins, D. W.; Haeffner, F.; van der Mei, F. W.; Hoveyda, A. H. *Nat. Chem.* **2016**, *8*, 768. (h) van der Mei, F. W.; Qin, C.; Morrison, R. J.; Hoveyda, A. H. *J. Am. Chem. Soc.* **2017**, *139*, 9053. (i) Althaus, M.; Mahmood, A.; Suárez, J. R.; Thomas, S. P.; Aggarwal, V. K. *J. Am. Chem. Soc.* **2010**, *132*, 4025. (j) Chen, J. L.-Y.; Scott, H. K.; Hesse, M. J.; Willis, C. L.; Aggarwal, V. K. *J. Am. Chem. Soc.* **2013**, *135*, 5316. (k) Chen, J. L.-Y.; Aggarwal, V. K. *Angew. Chem., Int. Ed.* **2014**, *53*, 10992. (l) Hesse, M. J.; Essafi, S.; Watson, C. G.; Harvey, J. N.; Hirst, D.; Willis, C. L.; Aggarwal, V. K. *Angew. Chem., Int. Ed.* **2014**, *53*, 6145.
- (4) Hoffmann, R. W.; Weidmann, U. *J. Organomet. Chem.* **1980**, *195*, 137.
- (5) For a review, see: (a) Chabaud, L.; James, P.; Landais, Y. *Eur. J. Org. Chem.* **2004**, 2004, 3173. For selected examples, see: (b) Hosomi, A.; Sakurai, H. *Tetrahedron Lett.* **1976**, *17*, 1295. (c) Huang, H.; Panek, J. S. *J. Am. Chem. Soc.* **2000**, *122*, 9836. (d) Liu, P.; Binnun, E. D.; Schaus, J. V.; Valentino, N. M.; Panek, J. S. *J. Org. Chem.* **2002**, *67*, 1705. (e) Huang, H.; Panek, J. S. *Org. Lett.* **2003**, *5*, 1991.
- (6) For a review, see: (a) Gung, B. W. In *Organic Reactions*, Vol. 64; Overman, L. E., Ed.; Wiley: Hoboken, 2004. For a recent example, see: (b) Schmidtman, E. S.; Oestreich, M. *Angew. Chem., Int. Ed.* **2009**, *48*, 4634.
- (7) (a) Kacprzynski, M. A.; May, T. L.; Kazane, S. A.; Hoveyda, A. H. *Angew. Chem., Int. Ed.* **2007**, *46*, 4554. (b) Li, D.; Tanaka, T.; Ohmiya, H.; Sawamura, M. *Org. Lett.* **2010**, *12*, 3344. (c) Aggarwal, V. K.; Binanzer, M.; de Ceglie, M. C.; Gallanti, M.; Glasspoole, B. W.; Kendrick, S. J. F.; Sonawane, R. P.; Vázquez-Romero, A.; Webster, M. P. *Org. Lett.* **2011**, *13*, 1490. (d) Hensel, A.; Oestreich, M. *Chem. - Eur. J.* **2015**, *21*, 9062. (e) Yasuda, Y.; Nagao, K.; Shido, Y.; Mori, S.; Ohmiya, H.; Sawamura, M. *Chem. - Eur. J.* **2015**, *21*, 9666.
- (8) (a) Ito, H.; Kawakami, C.; Sawamura, M. *J. Am. Chem. Soc.* **2005**, *127*, 16034. (b) Potter, B.; Szymaniak, A. A.; Edelstein, E. K.; Morken, J. P. *J. Am. Chem. Soc.* **2014**, *136*, 17918. (c) Edelstein, E. K.; Namirembe, S.; Morken, J. P. *J. Am. Chem. Soc.* **2017**, *139*, 5027. (d) Zhou, Q.; Srinivas, H. D.; Zhang, S.; Watson, M. P. *J. Am. Chem. Soc.* **2016**, *138*, 11989.
- (9) (a) Lombardo, M.; Morganti, S.; Tozzi, M.; Trombini, C. *Eur. J. Org. Chem.* **2002**, 2002, 2823. (b) Ondrusek, B. A.; Park, J. K.; McQuade, D. T. *Synlett* **2014**, 25, 239. (c) van der Mei, F. W.; Miyamoto, H.; Silverio, D. L.; Hoveyda, A. H. *Angew. Chem., Int. Ed.* **2016**, *55*, 4701.
- (10) (a) Larouche-Gauthier, R.; Elford, T. G.; Aggarwal, V. K. *J. Am. Chem. Soc.* **2011**, *133*, 16794. (b) Mohiti, M.; Rampalagos, C.; Feeney, K.; Leonori, D.; Aggarwal, V. K. *Chem. Sci.* **2014**, *5*, 602. (c) Sandford, C.; Rasappan, R.; Aggarwal, V. K. *J. Am. Chem. Soc.* **2015**, *137*, 10100. (d) Liu, X.; Deaton, T. M.; Haeffner, F.; Morken, J. P. *Angew. Chem., Int. Ed.* **2017**, *56*, 11485. For a review, see: (e) Sandford, C.; Aggarwal, V. K. *Chem. Commun.* **2017**, 53, 5481.
- (11) More electron rich boronate complexes are more prone to SET pathways than polar pathways (see ref 10a), which could account for the higher selectivity observed with 3,5-(CF<sub>3</sub>)<sub>2</sub>C<sub>6</sub>H<sub>3</sub>Li and naphthylLi vs 4-(MeO)C<sub>6</sub>H<sub>4</sub>Li.
- (12) (a) Mizuta, S.; Engle, K. M.; Verhoog, S.; Galicia-López, O.; O'Duill, M.; Médebielle, M.; Wheelhouse, K.; Rassias, G.; Thompson, A. L.; Gouverneur, V. *Org. Lett.* **2013**, *15*, 1250. For examples using Cu catalysis, see: (b) Mizuta, S.; Galicia-López, O.; Engle, K. M.; Verhoog, S.; Wheelhouse, K.; Rassias, G.; Gouverneur, V. *Chem. - Eur. J.* **2012**, *18*, 8583. (c) Shimizu, R.; Egami, H.; Hamashima, Y.; Sodeoka, M. *Angew. Chem., Int. Ed.* **2012**, *51*, 4577. (d) Mizuta, S.; Verhoog, S.; Wang, X.; Shibata, N.; Gouverneur, V.; Médebielle, M. *J. Fluorine Chem.* **2013**, *155*, 124.
- (13) Pacheco, M. C.; Purser, S.; Gouverneur, V. *Chem. Rev.* **2008**, *108*, 1943.
- (14) (a) Greedy, B.; Paris, J.-M.; Vidal, T.; Gouverneur, V. *Angew. Chem., Int. Ed.* **2003**, *42*, 3291. (b) Tredwell, M.; Tenza, K.; Pacheco, M. C.; Gouverneur, V. *Org. Lett.* **2005**, *7*, 4495. (c) Sawicki, M.; Kwok, A.; Tredwell, M.; Gouverneur, V. *Beilstein J. Org. Chem.* **2007**, *3*, 34.
- (15) See Supporting Information for full details of alternative diastereomers, and analytical determination of  $\gamma/\alpha$  and dr selectivities.
- (16) Leonori, D.; Aggarwal, V. K. *Acc. Chem. Res.* **2014**, *47*, 3174.
- (17) (a) Mayr, H.; Patz, M. *Angew. Chem., Int. Ed. Engl.* **1994**, *33*, 938. (b) Mayr, H.; Bug, T.; Gotta, M. F.; Hering, N.; Irrgang, B.; Janker, B.; Kempf, B.; Loos, R.; Ofial, A. R.; Remennikov, G.; Schimmel, H. *J. Am. Chem. Soc.* **2001**, *123*, 9500. (c) Mayr, H.; Kempf, B.; Ofial, A. R. *Acc. Chem. Res.* **2003**, *36*, 66. (d) Berionni, G.; Maji, B.; Knochel, P.; Mayr, H. *Chem. Sci.* **2012**, *3*, 878. (e) Berionni, G.; Leonov, A. I.; Mayer, P.; Ofial, A. R.; Mayr, H. *Angew. Chem., Int. Ed.* **2015**, *54*, 2780.
- (18) Calculated by eq 1 for typical electrophiles with  $-5 < E < 2$ .
- (19) Feeney, K.; Berionni, G.; Mayr, H.; Aggarwal, V. K. *Org. Lett.* **2015**, *17*, 2614.