


 Cite this: *RSC Adv.*, 2021, 11, 19433

 Received 28th April 2021
 Accepted 25th May 2021

DOI: 10.1039/d1ra03324g

rsc.li/rsc-advances

Solvent-free synthesis of propargylamines: an overview

 Ravi Manujyothi,^a Thaipparambil Aneeja^b and Gopinathan Anilkumar ^{*abc}

Propargylamines are a class of compounds with many pharmaceutical and biological properties. A green approach to synthesize such compounds is very relevant. This review aims to describe the solvent-free synthetic approaches towards propargylamines *via* A³ and KA² coupling reactions covering the literature up to 2021.

1 Introduction

Propargylamines are one of the most versatile classes of compounds with numerous applications. Propargylamine derivatives such as pargyline, rasagiline and selegiline are used against neurodegenerative disorders like Parkinson's and Alzheimer's diseases.^{1–4} (–)-Deprenyl (selegiline) is found to have an antiapoptotic function,⁵ which makes it useful for symptomatic and neuroprotective treatment (Fig. 1).⁶

Pargyline (*N*-methyl-*N*-propargylbenzylamine) is a monoamine oxidase inhibitor. Among the two isoforms of monoamine oxidase (MAO), MAO-B is responsible for neurodegenerative diseases like Alzheimer's disease. Pargyline acts as an irreversible selective MAO-B inhibitor drug.⁷ Being

a MAO inhibitor pargyline is also used for treating type 1 diabetes⁸, and the cardiovascular complications associated with it.⁹ Pargyline also inhibits lysine-specific-demethylase-1 (LSD-1). When used along with the chemotherapeutic agent camptothecin, pargyline was found to enhance LSD-1 inhibition and resulted in induced senescence and growth inhibition of cancer cells.¹⁰ Pargyline was also identified to have inhibitory properties against proline-5-carboxylate reductase-1 (PYCR1), thus making it useful for cancer treatments.¹¹

Rasagiline (*N*-methyl-1-(*R*)-aminoindan) and selegiline (*N*-[(2*R*)-1-phenylpropan-2-yl]prop-2-yn-1-amine) are also MAO-B inhibitors and are found to be effective for the treatment of Parkinson's disease.¹² The neuroprotective effects of rasagiline were found to be dependent on the propargyl moiety and independent of MAO-B inhibition.¹³ Rasagiline prevents apoptosis by reducing oxidative stress and thus stabilizing mitochondrial membranes and has also demonstrated neurorestorative activities.¹⁴ It was found to be clinically effective as monotherapy or as an adjunct to levodopa for treating Parkinson's disease.¹⁵ Rasagiline hybrid molecules are found to have anti-Alzheimer's disease activities.¹⁶

^aInstitute for Integrated Programmes and Research in Basic Sciences (IIRBS), Mahatma Gandhi University, Priyadarsini Hills P O, Kottayam, Kerala, 686560 India. E-mail: anilgi1@yahoo.com; anil@mgu.ac.in; Fax: +91-481-2731036

^bSchool of Chemical Sciences, Mahatma Gandhi University, Priyadarsini Hills P O, Kottayam, Kerala, 686560 India

^{*}Advanced Molecular Materials Research Centre (AMMRC), Mahatma Gandhi University, Priyadarsini Hills P O, Kottayam, Kerala, 686560 India



Ravi Manujyothi was born in Kerala, India. She is currently pursuing five-year Integrated Interdisciplinary MSc in Chemistry at Institute for Integrated programmes and Research in Basic Sciences (IIRBS), Mahatma Gandhi University, Kottayam. Her research interests are in organic synthesis, transition metal catalysis, and medicinal chemistry.



Thaipparambil Aneeja was born in Chittariparamba, Kannur, Kerala, India. She obtained her BSc degree from Kannur University (Nirmalagiri college, Kuthuparamba) in 2016 and her MSc degree from the Department of Applied Chemistry, CUSAT in 2018. She qualified in the CSIR-UGC National Eligibility Test 2019 for a research fellowship. Currently she is pursuing her doctoral research under the guidance of Dr G. Anilkumar at the School of Chemical Sciences, Mahatma Gandhi University, Kottayam.



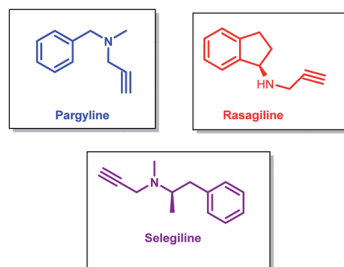


Fig. 1 Some drug molecules containing propargylamine backbone.

Rasagiline has shown a higher potency in MAO-B inhibition than selegiline,¹⁷ but both are found to have similar efficacy and neuroprotective potential.¹⁸ Selegiline is found to assist in slowing down the progression of the symptoms of Parkinson's disease.¹⁹ It also has anti-depressant properties,²⁰ and has found to be effective for treating attention deficit hyperactivity disorder (ADHD).²¹

The low cost, easy availability and versatility of propargylamines makes it a perfect building block for the synthesis of diverse heterocycles like 2-oxazolidinones,²² thiazolidine-2-thione and imidazole-2-ones.²³ Propargylamines are used for the synthesis of biologically active compounds like 1,4-oxazepane and 1,4-diazepane. The latter is used as an anti-depressant, anti-palatelet, anti-convulsant and more.²⁴



Gopinathan Anilkumar was born in Kerala, India and took his PhD in 1996 from the Regional Research Laboratory (renamed as the National Institute for Interdisciplinary Science and Technology NIIST-CSIR), Trivandrum with Dr Vijay Nair. He did post-doctoral studies at the University of Nijmegen, The Netherlands (with Professor Binne Zwanenburg), Osaka University, Japan (with Professor Yasuyuki Kita),

Temple University, USA (with Professor Franklin A. Davis), Leibniz-Institut für Organische Katalyse (IfOK), Rostock, Germany (with Professor Matthias Beller) and Leibniz-Institut für Katalyse (LIKAT), Rostock, Germany (with Professor Matthias Beller). He was a senior scientist at AstraZeneca (India). Currently he is Professor in Organic Chemistry at the School of Chemical Sciences, Mahatma Gandhi University in Kerala, India. His research interests are in the areas of organic synthesis, medicinal chemistry, heterocycles and catalysis. He has published more than 130 papers in peer-reviewed journals, 7 patents, 7 book chapters and edited two books entitled "Copper Catalysis in Organic Synthesis" (Wiley-VCH, 2020) and "Green Organic Reactions" (Springer, 2021). He has received the Dr S Vasudev Award from the Govt. of Kerala, India for best research (2016) and the Evonik research proposal competition award (second prize 2016).

Pharmaceutically and synthetically important heterocycles like imidazole and imidazolines can also be synthesized from propargylamines.²⁵ Propargylamines are also used as an intermediate for synthesizing polyfunctional aminoderivatives.²⁶ Synthetically important molecules such as pyrroles,²⁷ quinolines are also generated from propargylamines (Fig. 2).²⁸

However, with the increasing environmental concerns, a waste and hazard free synthetic approach is preferred. Most of the synthetic methodologies involves the large-scale use of volatile organic solvents. Moreover, many of the conventional solvents are toxic, corrosive or flammable.²⁹ There is an extensive use of solvents for different purposes such as regulating temperature, cleaning equipment and clothing, isolation and purification of organic compounds *via* recrystallization *etc.*³⁰ The role of solvents in causing a waste burden is unignorable in the production of fine chemicals and pharmaceuticals.³¹ Green chemistry aims to remove intrinsic hazard of particular products and processes and there by aims to decrease environmental concerns.³² Green chemistry helps to improve chemical synthesis by enhancing product selectivity, resource and energy efficiency, operational simplicity, environmental safety and health.³³ A new synthetic approach is being provided by green chemistry by minimizing hazards and wastes associated with classical approach and thus making research sustainable.³⁴

Over the past decades green chemistry has achieved great significance and conventional synthetic methods are getting replaced by green chemistry.^{35,36} The accomplishments in the area of green chemistry provides a great perspective that the efficiency and functionality of chemicals can be maintained while reducing the adverse effects caused by them.³⁷ Methodologies like photocatalysis facilitated the incorporation of mild conditions and hence has widened the scope of different organic reactions.^{38–40}

Different type of solvents like halogenated solvents were used widely regardless of the environmental and health concerns they caused. Though they have many advantages like

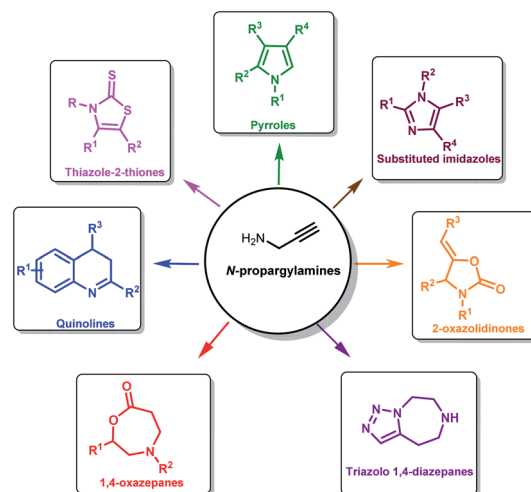


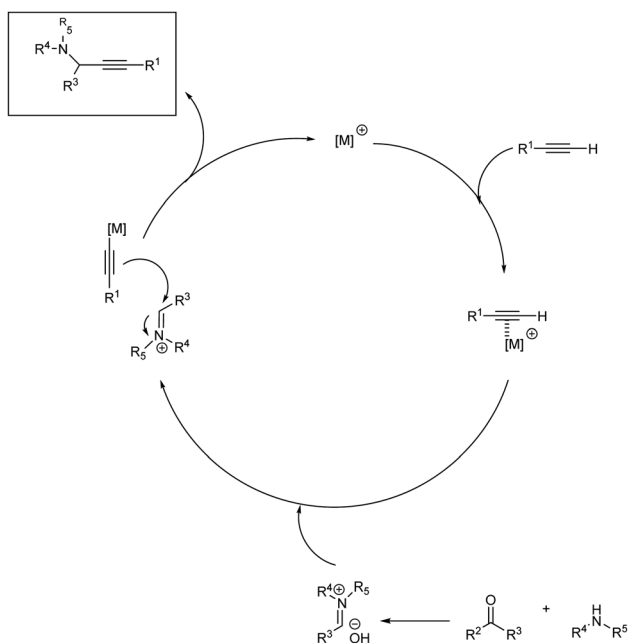
Fig. 2 Some of the important molecules synthesized from propargylamines.

their general lack of flammability, better solubility, low cost, their adverse effects should not be neglected and hence now they are being highly regulated.⁴¹ Solvents being used in large quantities, designing environmental friendly solvents and solventless systems have been the most active areas in green chemistry for the past decade.^{42,43}

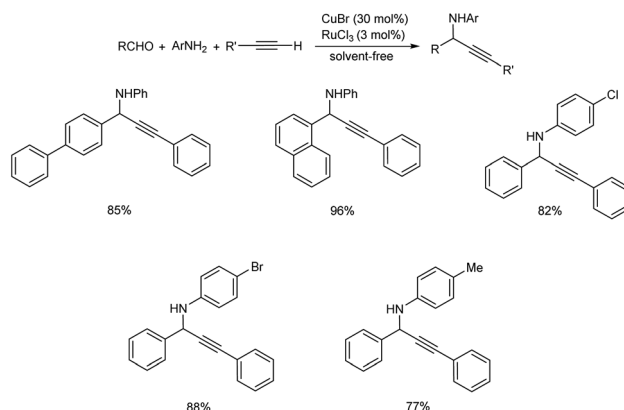
It is in such scenario; a solvent-free synthesis provides a green synthetic alternative.

Propargylamines are mostly synthesized *via* A³ coupling of aldehyde, amines and terminal alkynes. When the aldehyde in this multicomponent reaction is replaced by a ketone, it is called KA² coupling.⁴⁴ Most of the synthesis of propargylamines are metal catalyzed; only a very few has been reported to be metal-free. A general mechanism for the synthesis of propargylamines is depicted in Scheme 1. There are certain challenges associated with metal-free synthesis including long reaction time and high temperature. The substrate scope provided by these reactions are also less, namely a smooth reaction with aliphatic alkynes or aliphatic ynoic acid is yet to be achieved. Recently in 2021, Biswas *et al.* published a review on metal-free multicomponent approaches for the synthesis of propargylamines.⁴⁵ The green approach in the synthesis of propargylamines are mostly achieved through a solvent-free condition. Recently some methodologies were developed making it more environmentally benign *via* a solvent and metal-free approach.

For better clarity and brevity, this review is categorised based on the transition metal involved in the reaction. To the best of our knowledge, this is the first review on the solvent-free synthesis of propargylamines, and gives an overview of the solvent-free synthesis of propargylamines covering literature up to 2021.



Scheme 1 General mechanism for propargylamine synthesis.



Scheme 2 Cu–Ru catalyzed propargylamine synthesis.

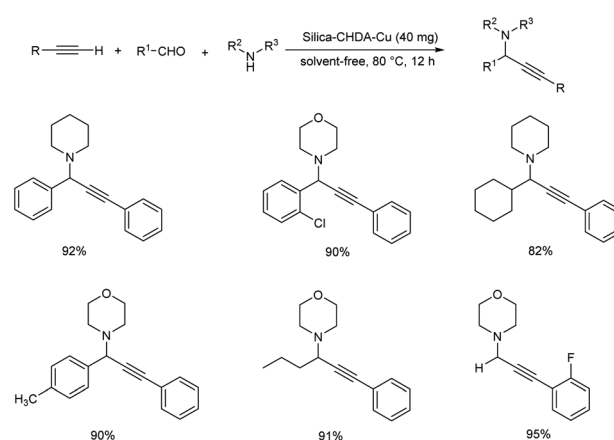
2 Copper catalyzed solvent-free synthesis of propargylamines

Propargylamines are mostly synthesized through multicomponent reactions catalyzed by transition metals. Copper is one of the most used metal as it is cheap and has a great potential for reactivity.

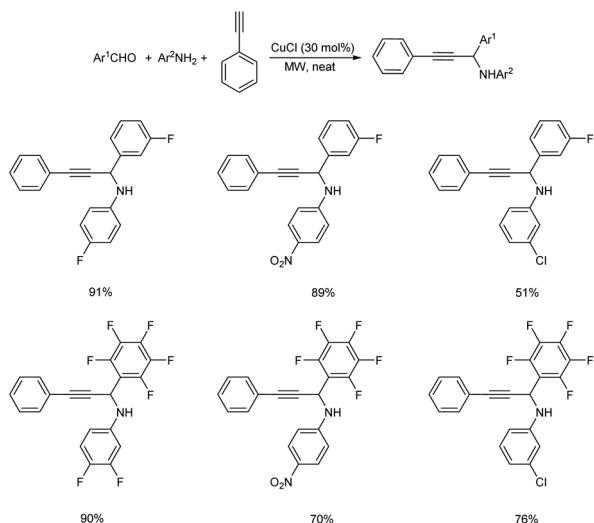
A methodology for synthesizing propargylamines through Grignard-type imine addition *via* C–H activation was developed by Wei *et al.*⁴⁶ The reaction was carried out under solvent-free conditions, catalyzed by Cu–Ru catalyst (Scheme 2). The reaction when performed in water also offered good results.

In 2007, Wang and co-workers demonstrated the synthesis of propargylamines by means of three component Mannich coupling of aldehyde, terminal alkyne and amine *via* C–H activation, catalyzed by silica supported copper catalyst (Scheme 3).⁴⁷ The reaction afforded best results when carried out under solvent-free conditions at 80 °C using 1 mol% of silica-CHDA-Cu as catalyst. The recovered catalyst was found to be efficient up to 15 cycles.

In 2008, Du *et al.* synthesized fluorinated propargylamines *via* microwave (MW) promoted one-pot three component



Scheme 3 Synthesis of propargylamines catalyzed by silica-CHDA-Cu.

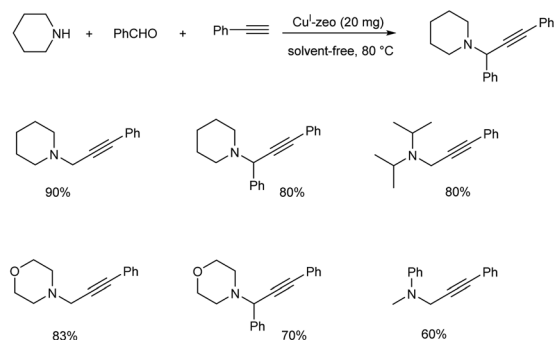
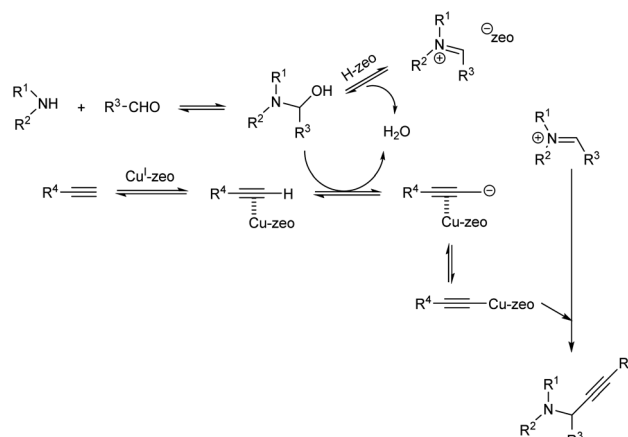


Scheme 4 Synthesis of fluorinated propargylamines.

reaction catalyzed by CuCl.⁴⁸ Best results were attained under neat condition with 30 mol% of CuCl (Scheme 4). Aromatic aldehydes with electron-withdrawing groups provided good results where as those with electron-donating groups displayed poor results. From substrate scope studies it was also discovered that anilines with electron-withdrawing substituents gave higher yields than those with electron-donating groups.

In the same year Sommer *et al.* achieved a green synthesis of propargylamines by using Cu^I-modified zeolites as catalyst.⁴⁹ The best results were obtained when the reaction was catalyzed by Cu^I-USY at 80 °C, under solvent-free conditions (Scheme 5). Cage-type zeolites afforded better results than zeolites containing channel pores. Proposed mechanism of the reaction is depicted in (Scheme 6).

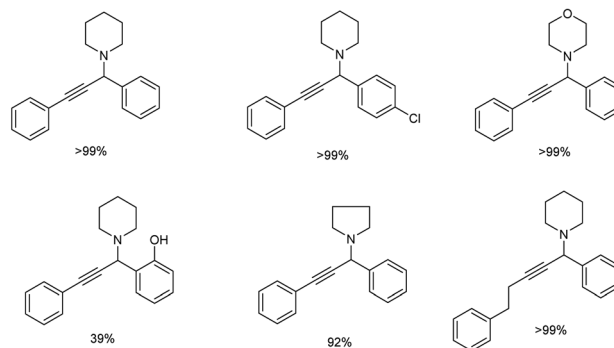
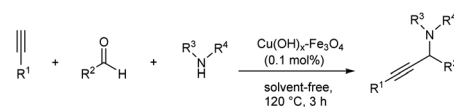
Later in 2009, Ramón and co-workers used impregnated copper on magnetite as catalyst for the synthesis of propargylamines *via* multicomponent acetylene-Mannich reaction of terminal alkynes, secondary amines and aldehydes.⁵⁰ The optimised condition involves the use of 0.1% of copper catalyst at 120 °C under solvent-free conditions (Scheme 7). Primary amines failed to achieve the required product *via* this strategy. A

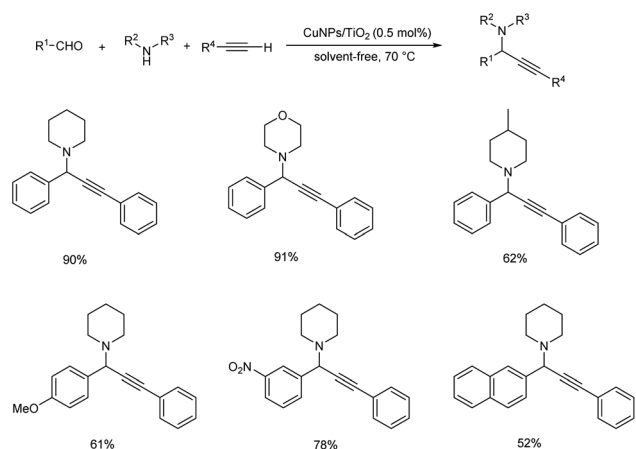
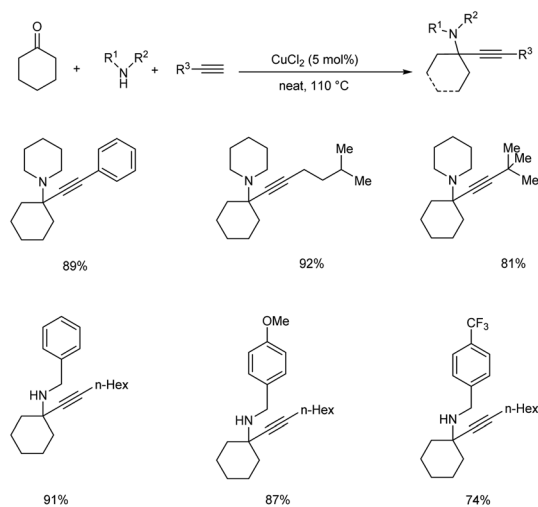
Scheme 5 Synthesis of propargylamines catalyzed by Cu^I-zeolite catalyst.Scheme 6 Proposed mechanism of multicomponent reaction catalyzed by Cu^I-USY (reproduced with permission from ref. 49).

significant reduction in the yields was observed when aldehyde was replaced by ketone which implies the selectivity of the catalyst. Water being the only by-product, the reaction displays very high atom efficiency. The catalyst was recovered and reused up to ten times without losing activity.

The synthesis of propargylamines through multicomponent reaction of aldehydes, alkynes and amines catalyzed by CuNPs/TiO₂ was also reported (Scheme 8).⁵¹ The use of 0.5 mol% of the catalyst was found to provide best results at 70 °C under solvent-free conditions, and the desired propargylamines were obtained in moderate to excellent yields. The catalyst was recovered and reused up to four consecutive cycles.

An environmentally benign strategy for the synthesis of propargylamines was disclosed in 2014.⁵² This A³ coupling reaction was performed in the presence of recyclable GO-CuCl₂ under microwave irradiation. The reaction was found feasible using both electron-rich and electron-deficient alkynes. The

Scheme 7 Synthesis of propargylamines *via* multicomponent acetylene-Mannich reaction by using impregnated copper on magnetite as catalyst.

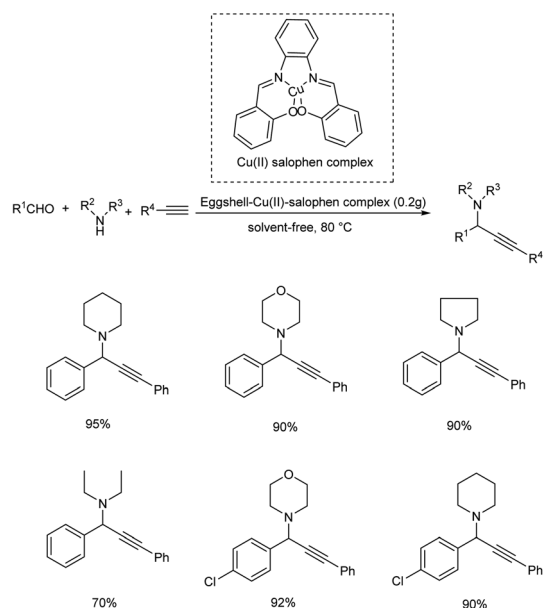
Scheme 8 Synthesis of propargylamines catalyzed by CuNPs/TiO₂.Scheme 9 Synthesis of propargylamines *via* KA² coupling.

gram scale synthesis of propargylamine in 88% yield further enhances the practical application of this methodology in industrial field.

In 2015, Palchak and co-workers demonstrated the synthesis of tetrasubstituted propargylamines *via* copper(II) chloride catalyzed three component coupling of cyclohexanone, amines and alkynes.⁵³ Best results were obtained when 5 mol% of CuCl₂ was used at 110 °C, under solvent-free conditions (Scheme 9).

Bakherad and his co-workers reported the synthesis of propargylamines *via* the multi-component reactions of terminal alkynes, secondary amines and aldehydes catalyzed by egg shell-supported-Cu(II) salophen complex in 2016 (Scheme 10).⁵⁴ Aromatic aldehydes bearing electron-withdrawing and electron-donating substituents showed high reactivity. Here the use of 0.2 g of catalyst at 80 °C under solvent-free conditions was identified to be the optimum reaction conditions.

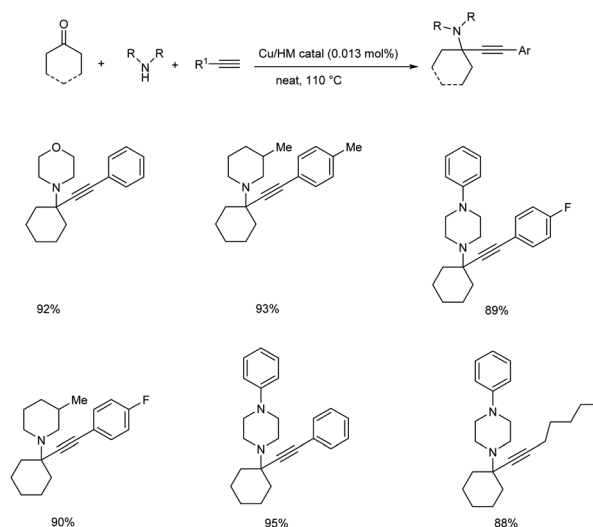
Later in the same year, Rawat and co-workers developed a methodology for the synthesis of tetrasubstituted propargylamines *via* KA² coupling using hydromagnesite (Cu/HM) nanomaterial supported copper catalyst.⁵⁵ The best results

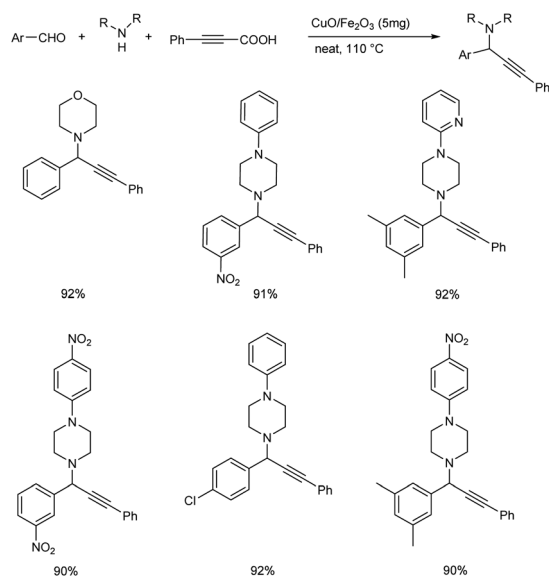


Scheme 10 Synthesis of propargylamines catalyzed by eggshell-supported-Cu(II) salophen complex.

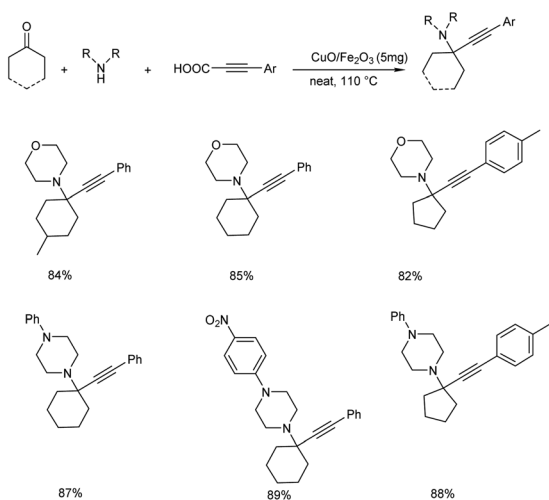
were obtained by the usage of 0.013 mol% of Cu/HM catalyst, under solvent-free conditions at 110 °C (Scheme 11). Here, primary amines needed longer reaction time than secondary amines.

The group also synthesized propargylamines *via* decarboxylative A³ and KA² coupling, catalyzed by CuO/Fe₂O₃ NPs later the same year.⁵⁶ Decarboxylative A³ coupling was investigated by using benzaldehyde, morpholine and phenylpropionic acid as model substrates. The optimised condition includes the use of 5 mg of CuO/Fe₂O₃ as the catalyst at 110 °C under solvent-free conditions (Scheme 12). Trisubstituted propargylamines were obtained in 92% yield. Decarboxylative KA² coupling among

Scheme 11 Cu/HM catalyzed synthesis of tetrasubstituted propargylamines *via* KA² coupling.



Scheme 12 CuO/Fe_2O_3 catalyzed synthesis of trisubstituted propargylamines via decarboxylative A^3 coupling reaction.

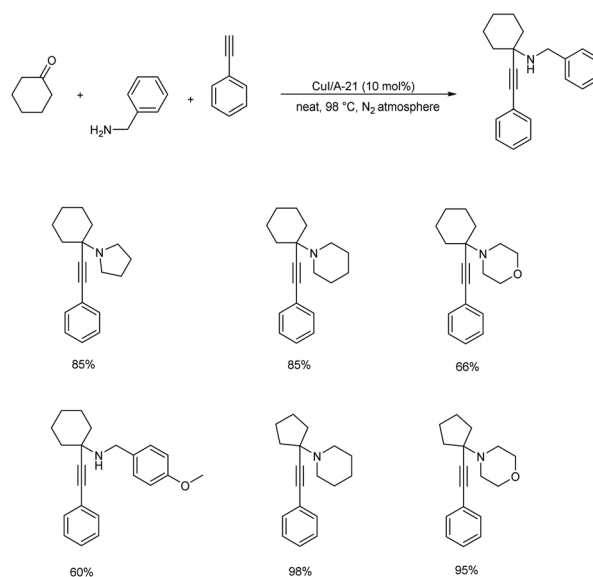


Scheme 13 CuO/Fe_2O_3 catalyzed synthesis of trisubstituted propargylamines via decarboxylative KA^2 coupling reaction.

cyclohexanone, morpholine and phenylpropionic acid was also explored (Scheme 13). Best results were obtained upon using 5 mg of catalyst at $110\text{ }^\circ C$, under neat conditions.

KA^2 coupling catalyzed by CuI supported Amberlyst A-21 was disclosed in 2017 (Scheme 14).⁵⁷ KA^2 coupling is rarely employed for propargylamine synthesis since ketones are less reactive than aldehydes. The catalyst successfully catalyzed KA^2 reaction involving both primary and secondary amines, aliphatic and aromatic alkynes with either cyclic or linear ketones under solvent-free conditions.

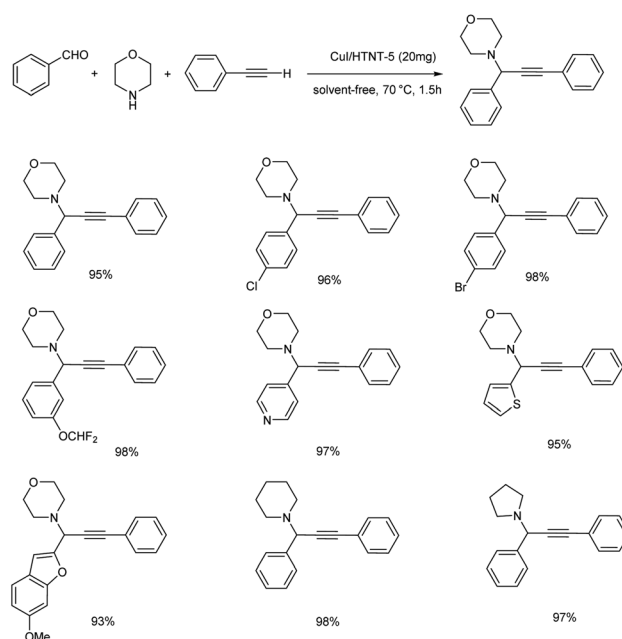
Reddy *et al.* synthesized propargylamines via A^3 coupling, catalyzed by novel CuI catalyst supported on protonated trititanate nanotubes ($CuI/HTNT$).⁵⁸ The optimum reaction conditions were established to be the use of 20 mg $CuI/HTNT-5$



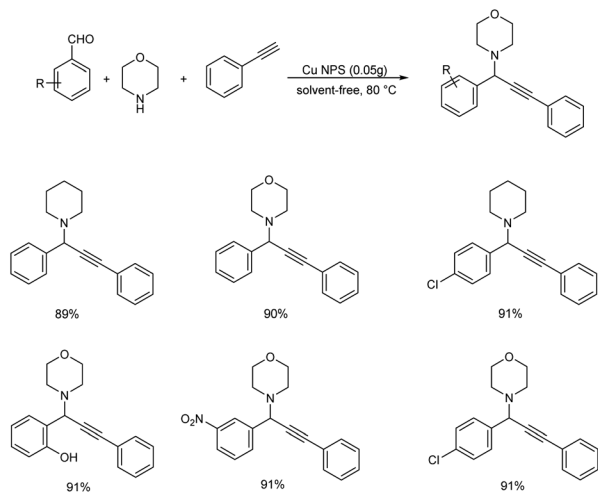
Scheme 14 Synthesis of propargylamines via KA^2 coupling catalyzed by CuI supported Amberlyst A-21.

(5 wt% CuI loaded HTNT) under solvent-free conditions at $70\text{ }^\circ C$ (Scheme 15). Aryl aldehydes with electron-withdrawing groups afforded excellent yields compared to electron-donating groups. Higher yields were obtained from aliphatic aldehydes. Excellent yields were given by cyclic, acyclic and heterocyclic secondary amines. Moreover, it was observed from the substrate scope studies that aniline was found inactive towards this method.

In 2017, a multicomponent reaction catalyzed by novel magnetite-supported copper nanoparticle was developed by Shouli and co-workers for synthesizing propargylamines.⁵⁹ The



Scheme 15 Synthesis of propargylamines catalyzed by $CuI/HTNT-5$.

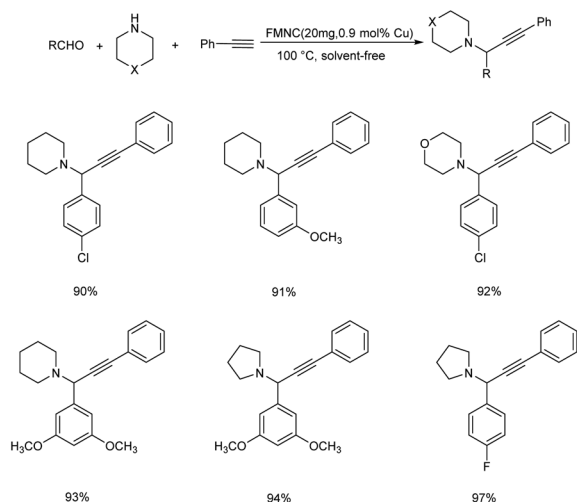


Scheme 16 Synthesis of propargylamines catalyzed by Cu(II)-imine ligand@SiO₂@Fe₃O₄.

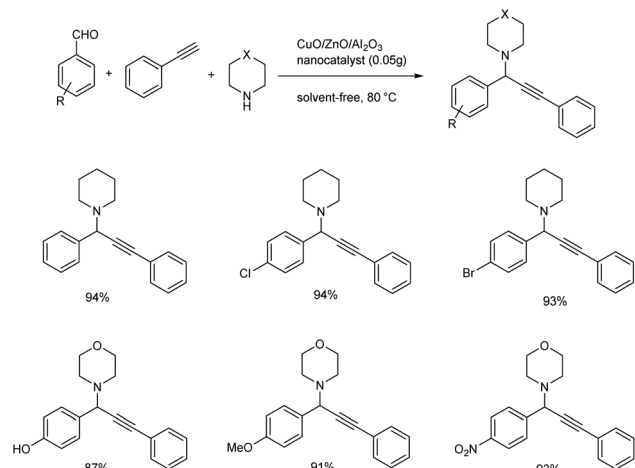
best results were found to be obtained under solvent-free conditions at 80 °C (Scheme 16). The catalyst was magnetically recoverable and can be reused up to five times without significant loss in catalytic activity.

A new magnetically recoverable catalyst (FMNC) was synthesized from Cu(II) complex of dendrimer ligands on the modified MCM-41.⁶⁰ This catalyst was found highly efficient in the one-pot three component reaction of aldehydes, amines and phenylacetylene to form propargylamines (Scheme 17). Pyrrolidine showed more activity than the other amines like piperidine and morpholine towards this strategy. Activity of benzaldehyde was affected by halide substituents (F > Cl > Br).

In 2018, an efficient, recyclable nanocatalyst of ZnO supported CuO/Al₂O₃ was prepared and it was used for the synthesis of propargylamines (Scheme 18).⁶¹ ZnO was found to be an operative promoter which helps to enhance the reducibility and distribution of copper particles. Whereas Al₂O₃ is added as a constitution promoter in order to increase the



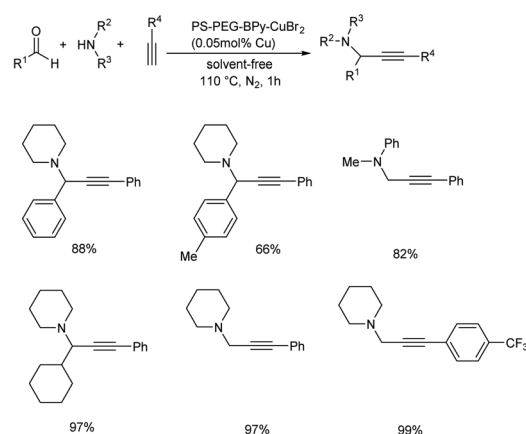
Scheme 17 Synthesis of propargylamines by A³ coupling catalyzed by FMNC.



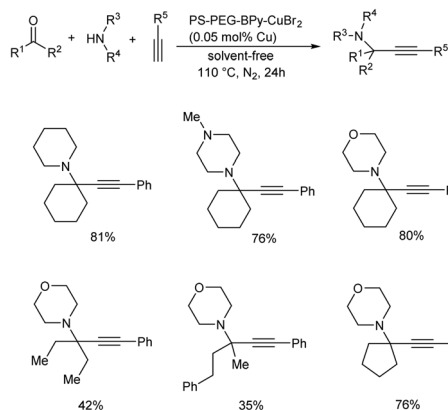
Scheme 18 Synthesis of propargylamines catalyzed by Cu/ZnO/Al₂O₃ nanocatalyst.

surface area, mechanical resistance and thermal stability of the catalyst. The reaction of 4-nitrobenzaldehyde, piperidine and phenylacetylene in the presence of 0.05 g of the nanocatalyst at 80 °C under solvent-free conditions was recognized to be the optimum. Higher yields were given by aromatic aldehydes having electron-donating or electron-withdrawing substituents, secondary amines and phenylacetylene.

In 2019, Osako and co-workers synthesized propargylamines by the three-component coupling of aldehyde or ketone, amines and alkynes.⁶² They developed a copper(II)-bipyridine complex immobilized on amphiphilic polystyrene-poly (ethylene glycol) resin (PS-PEG-BPy-CuBr₂) as catalyst. Benzaldehyde, piperidine and phenylacetylene were reacted in the presence of a copper loading of 500 mol ppm, under solvent-free conditions (Scheme 19). Propargylamine was obtained in 96% yield. Reaction was examined with various substrates. A three-component coupling with ketones instead of aldehydes was also investigated. KA² coupling of cyclohexanone with secondary amines and phenylacetylene in the presence of



Scheme 19 Synthesis of propargylamines via A³ coupling catalyzed by PS-PEG-BPy-CuBr₂.



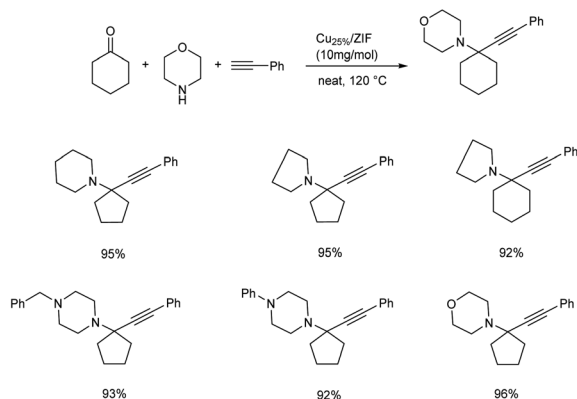
Scheme 20 Copper-catalyzed synthesis of propargylamines *via* KA² coupling.

500 mol ppm loading of PS-PEG-BPy-CuBr₂ at 110 °C gave the corresponding propargylamines (Scheme 20).

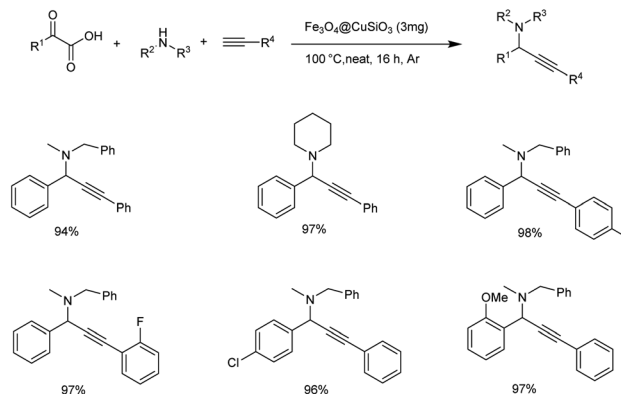
In the same year, propargylamines having quaternary carbon centre has been reported *via* KA² coupling, catalyzed by Cu doped ZIF-8.⁶³ The optimum conditions for the reaction was identified to be under neat condition at 120 °C, with 10 mg of the catalyst (Scheme 21). It was observed that aliphatic alkynes needed a prolonged reaction time compared to phenyl acetylene. The acidic hydrogen of terminal alkynes was found to be crucial in this strategy. Good recyclability was shown by the catalyst.

Later the same year Zhang and co-workers achieved the synthesis of propargylamines through decarboxylative A³ coupling of α -ketoacid, amine and alkyne catalyzed by magnetic copper catalyst (Scheme 22).⁶⁴ From the substrate scope studies it was found that alkynes with electron-donating and electron-withdrawing groups gave the product in good yields. Aliphatic alkynes also gave the desired product in excellent yields. Acyclic, cyclic and aliphatic amines gave products with good to excellent yields. The reaction carried out under solvent-free conditions with 3 mg catalyst at 100 °C under Argon atmosphere was found to be optimum, the catalyst could be reused up to six times.

Kim and co-workers synthesized a biomass-derived copper catalyst (Cu/C) from glucose. This catalyst was found highly



Scheme 21 Synthesis of propargylamines *via* KA² coupling catalyzed by Cu doped ZIF-8.



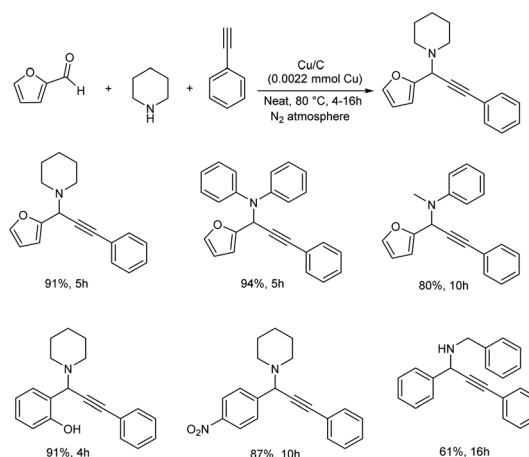
Scheme 22 Synthesis of propargylamines catalyzed by Fe₃O₄@-CuSiO₃ catalyst.

efficient towards the synthesis of propargylamines.⁶⁵ An A³ coupling reaction was carried out using furfural, piperidine and phenylacetate as model substrates and was found that solvent-free conditions gave higher yields (Scheme 23). Cyclic, acyclic and secondary amines provided good yields. Aromatic aldehydes with -NO₂, -Cl and -OH functional groups showed good to excellent yields.

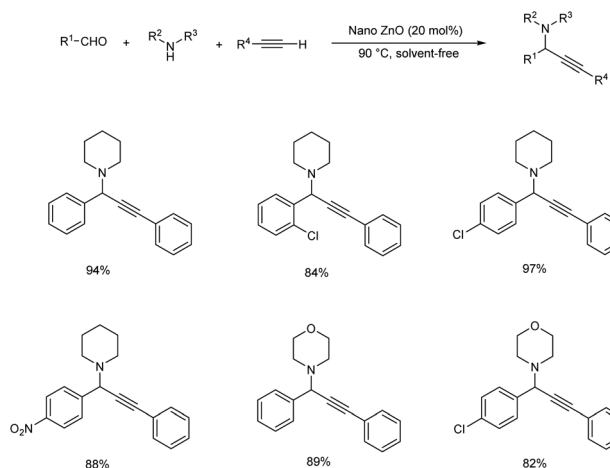
Recently, Li *et al.* achieved the synthesis of propargylamines through A³ coupling catalyzed by CuSO₄ nanoparticles anchored on the surface of polymeric composites.⁶⁶ This novel catalyst produced the desired propargylamines in good to excellent yields under solvent-free conditions. The catalyst was recovered and reused upto five times without considerable loss in catalytic efficiency.

3 Zinc catalyzed solvent-free synthesis of propargylamines

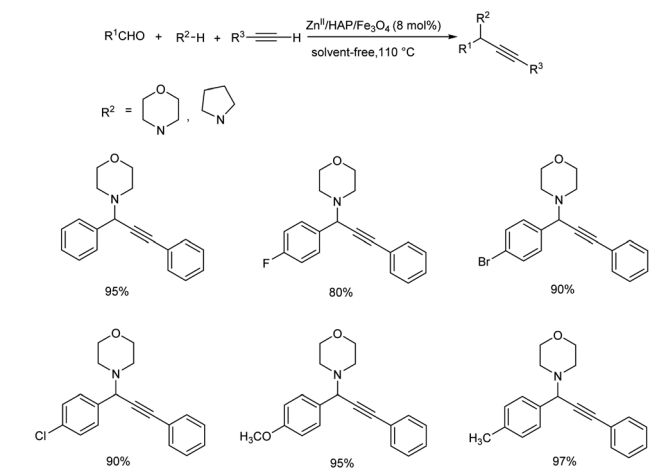
Satyanarayana and co-workers synthesized recyclable ZnO nanoparticles as a catalyst for synthesizing propargylamines *via* A³ coupling (Scheme 24).⁶⁷ Benzaldehyde, piperidine and phenylacetylene were used as model substrates. The best results were obtained in the presence of 20 mol% of ZnO NPs. The



Scheme 23 Synthesis of propargylamines by A³ coupling.



Scheme 24 Propargylamine synthesis catalyzed by ZnO nanoparticles.



Scheme 26 Synthesis of propargylamines in the presence of Zn^{II}/HAP/Fe₃O₄ under solvent-free conditions.

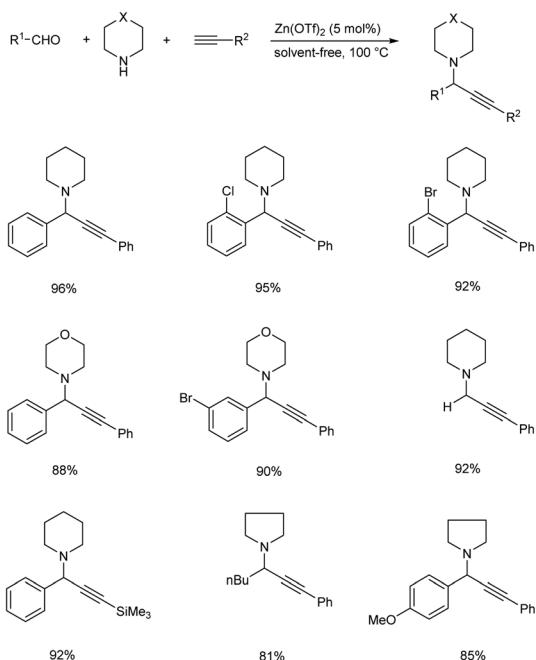
catalyst was separated and reused up to ten runs without significant loss of catalytic activity.

In 2016, a three component coupling of aldehydes, terminal alkynes and amines catalyzed by Zn(OTf)₂ for the synthesis of propargylamines was established by Chandak and his co-workers.⁶⁸ Excellent results were obtained at 100 °C under neat conditions (Scheme 25). Aldehydes with electron-donating groups required longer reaction time, while those with electron-withdrawing groups reacted rapidly. The desired product was not obtained from heteroaromatic aldehydes. Five and six membered cyclic secondary amines yielded desired products in good yields.

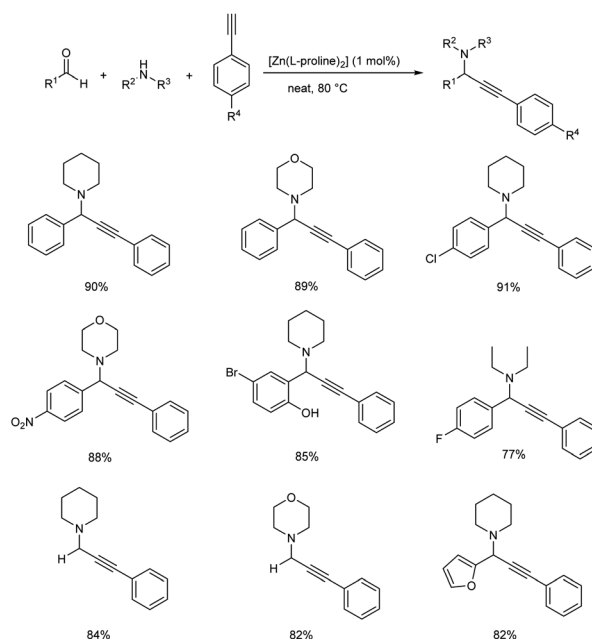
Later, a magnetically recoverable nanocatalyst, Zn(II) anchored onto the magnetic natural hydroxyapatite (Zn^{II}/HAP/

Fe₃O₄) was reported.⁶⁹ This nanocatalyst was used for the synthesis of propargylamines, through one-pot, three components A³ coupling. Here, the use of 8 mol% of Zn^{II}/HAP/Fe₃O₄ at 110 °C, under solvent-free conditions was identified as optimum reaction condition (Scheme 26). Benzaldehydes substituted with electron-withdrawing groups needed more reaction time to achieve the desired product. Whereas, benzaldehydes bearing electron-donating groups afforded desired products in good to excellent yields, in shorter reaction time. Phenylacetylenes gave good or moderate yields irrespective of electron-withdrawing or electron-donating substituents.

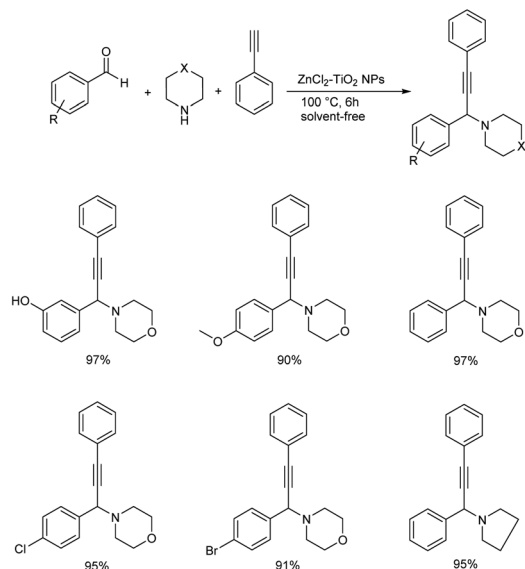
A one pot, three component A³ coupling for propargylamine synthesis, *via* C–H activation of alkynes catalyzed by [Zn(L-proline)₂] was reported in 2018 (Scheme 27).⁷⁰ Aryl



Scheme 25 Synthesis of propargylamines catalyzed by Zn(OTf)₂.



Scheme 27 [Zn(L-proline)₂] catalyzed synthesis of propargylamines.



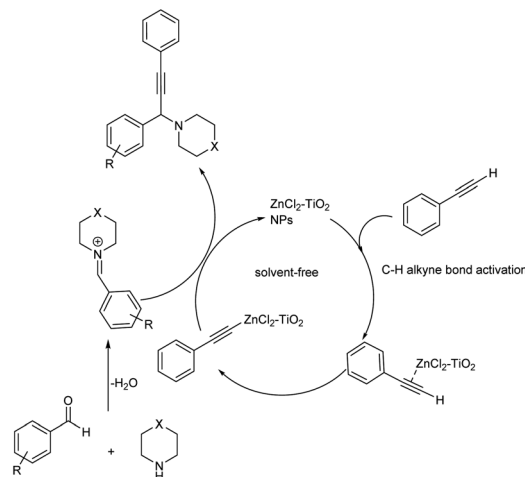
Scheme 28 Synthesis of propargylamines catalyzed by $\text{ZnCl}_2\text{-TiO}_2$ NPs.

aldehydes substituted with electron-withdrawing groups showed better results than those with electron-donating groups. More reactivity was observed with 4-chlorobenzaldehyde than 4-methoxybenzaldehyde or 4-methylbenzaldehyde. Heterocyclic and acyclic aldehydes afforded good yields. Though secondary amines provided good yields, aromatic amines such as aniline gave no product. Both substituted and unsubstituted aromatic alkynes generated good to excellent yields of product.

Later in 2019, Kanade and co-workers used nanocrystalline $\text{ZnCl}_2\text{-TiO}_2$ as heterogeneous catalyst for the synthesis of propargylamines from aromatic aldehydes, secondary amines and phenylacetylene (Scheme 28).⁷¹ Excellent results were obtained when the reaction was performed using 15% ZnCl_2 loaded TiO_2 nanoparticles as the catalyst at 100 °C for 6 h. Better yields and high reactivity were shown by aromatic aldehydes with halogen and electron-donating substituents. Aryl aldehydes with methoxy group at *para* position did not show excellent results compared to *meta* or *ortho* substituted hydroxy aldehydes. 2-Chloro and 4-chlorobenzaldehydes were slightly more reactive than 4-fluorobenzaldehyde and 4-bromobenzaldehyde. The catalyst was recycled and used for five successive runs without any significant loss in the catalytic activity. The tentative mechanism is shown in (Scheme 29).

4 Gold catalyzed solvent-free synthesis of propargylamines

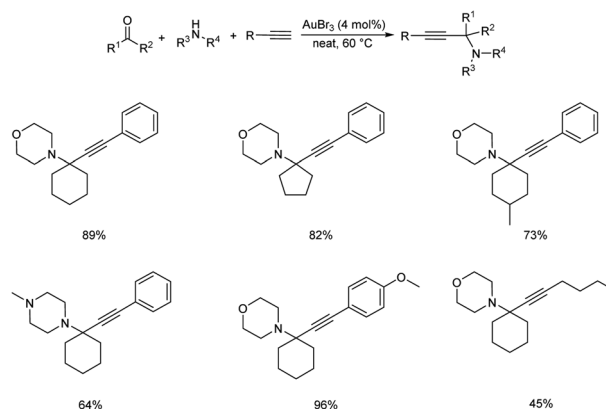
Gold being a biocompatible metal provides an eco-friendly metal catalysis. Cheng and co-workers developed a novel methodology for synthesizing propargylamines with quaternary carbon center. Propargylamines were synthesized *via* gold catalyzed direct intermolecular coupling of ketones, secondary



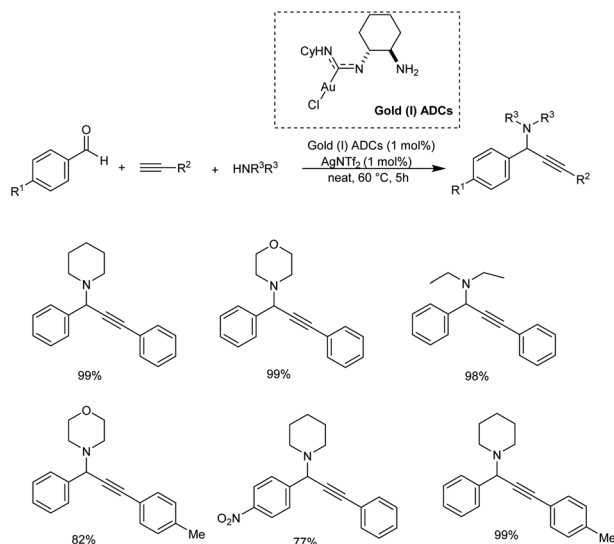
Scheme 29 A tentative mechanism for the synthesis of propargylamine catalyzed by $\text{ZnCl}_2\text{-TiO}_2$ nanoparticles (NPs) (reproduced with permission from ref. 71).

amines and alkynes. Cyclohexanone, morpholine and phenylacetylene were taken as model substrates and the optimum condition was obtained when 4 mol% of AuBr_3 was employed under neat conditions at 60 °C (Scheme 30). The substrate scope studies displayed the inability of aromatic ketones to give the desired products. This might be due to the special stability of conjugated aromatic ketones, which may result in difficulty in the formation of the intermediate.

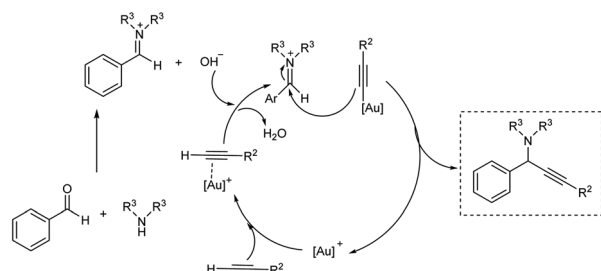
Gimeno *et al.* prepared mononuclear gold(I) acyclic diaminocarbenes (ADCs) and gold(I) ADCs were used as catalyst in the three-component coupling of aldehydes, amines and alkynes for the synthesis of propargylamines and indolizines.⁷³ Catalytic synthesis of propargylamines were explored (Scheme 31). Secondary amines like piperidine, pyrrolidines, morpholines showed better results. Au(I) was used instead of Au(III), in the absence of solvent and inert atmosphere, adding to operational simplicity. This green protocol afforded the propargylamines in high yields. The authors also proposed a plausible mechanism for the reaction (Scheme 32).



Scheme 30 Synthesis of propargylamines containing quaternary carbon center catalyzed by AuBr_3 .



Scheme 31 Catalytic synthesis of propargylamines *via* three-component addition reaction.



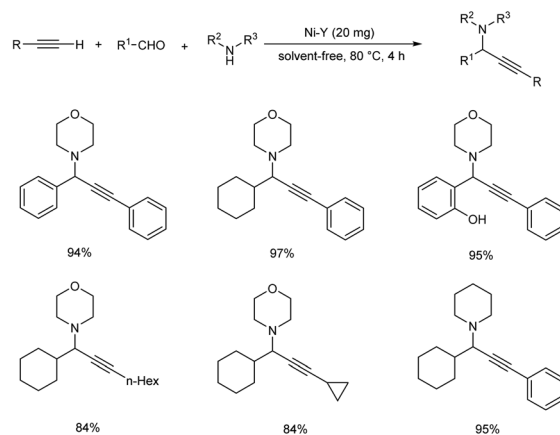
Scheme 32 Plausible mechanism of synthesis of propargylamines (reproduced with permission from ref. 73).

5 Solvent-free synthesis of propargylamines: using other metals

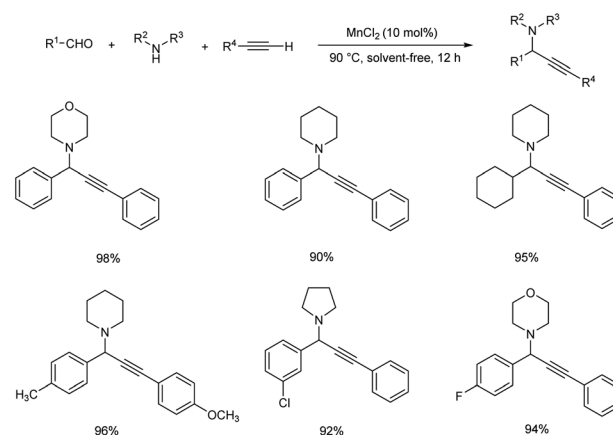
A nickel-catalyzed three component coupling of aldehyde, alkyne and amine *via* C–H activation was demonstrated by Namitharan *et al.* for the synthesis of propargylamines (Scheme 33).⁷⁴ This heterogeneous catalyst was supported on zeolite. Optimization studies showed that the use of nickel-exchanged zeolite at 80 °C under solvent-free conditions gave the best results. The catalyst was recovered and reused up to eight cycles.

Chen and co-workers accomplished the synthesis of propargylamines *via* one-pot three component coupling catalyzed by manganese(II) chloride.⁷⁵ Reactions catalyzed by 10 mol% MnCl₂ at 90 °C under solvent-free conditions achieved good yields of the desired products (Scheme 34).

In 2015, Schneider and co-workers developed an astonishing methodology towards the synthesis of propargylamines using silica-xerogel-supported indium(III) composite (In/SiO₂) as catalyst.⁷⁶ They carried out one-pot A³ coupling under conventional and microwave-assisted method (Schemes 35 and 36). This reaction was completed within 10 min. Using microwave assisted method and at the same time conventional method yielded the



Scheme 33 Nickel catalyzed synthesis of propargylamines *via* three component coupling.

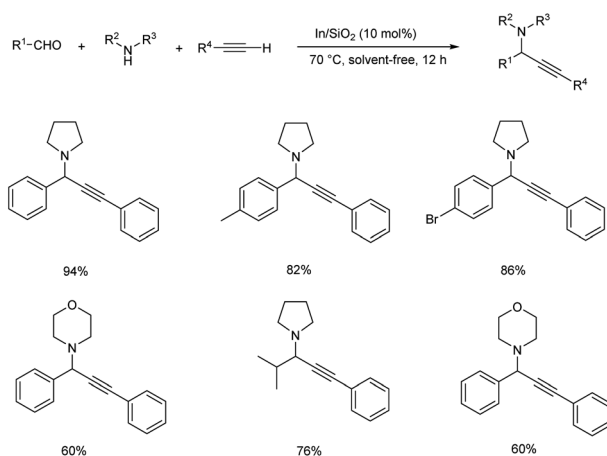


Scheme 34 Synthesis of propargylamines catalyzed by MnCl₂.

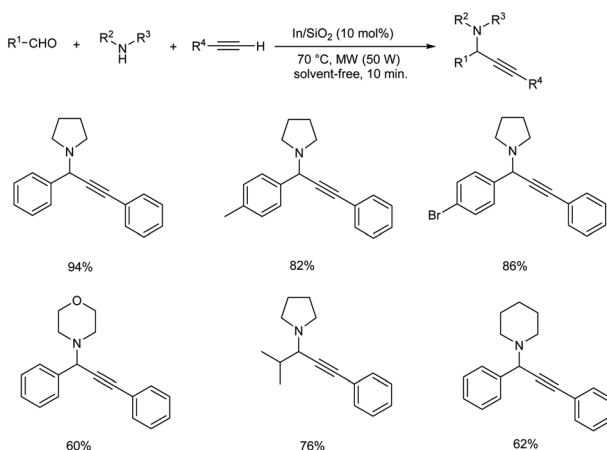
desired product in 10 h. The catalyst was found efficient, and good yields of product were obtained even after four cycles.

Gao *et al.* prepared a catalyst, MIL-101(Cr)–SO₃Ag, for synthesizing propargylamines *via* A³ coupling in 2016 (Scheme 37).⁷⁷ The reaction was efficiently catalyzed with a turn over frequency up to 6600 h^{−1}. The *para* substituted aromatic alkynes reacted slower than phenylacetylene, irrespective of the nature of the substituents. Piperidine was found to be more reactive than amines like morpholine and diethylamine, however the yields can be improved by prolonged reaction time.

Yi *et al.* proposed A³ coupling of aldehydes, alkynes and amines, catalyzed by Pd–Cu NWs for the synthesis of propargylamines.⁷⁸ The reaction, when conducted at 110 °C showed excellent result and the required product was obtained in 10 minutes (Scheme 38). Benzaldehyde with electron-withdrawing group reacted better compared to electron-donating group. Due to steric hindrance, *ortho* substituted aryl aldehydes showed a reduction in reactivity. The catalytic system was tolerant to various functional groups. High reactivity was shown by aromatic alkynes with both electron-donating and electron-withdrawing substituents. Mono-substituted phenylacetylenes



Scheme 35 Synthesis of propargylamines using silica-xerogel-supported indium(III) composite (In/SiO₂) under conventional method.

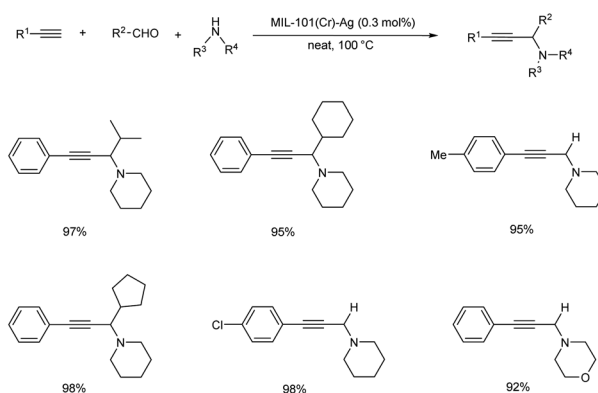


Scheme 36 Synthesis of propargylamine using silica-xerogel-supported indium(III) composite (In/SiO₂) under microwave assisted method.

showed high reactivity in the order *para* > *meta* > *ortho*. Ethyl, bulky *n*-pentyl and *tert*-butyl substituted phenylacetylenes provided good yields and high reactivity. The plausible mechanism indicates the initiation of reaction by CH bond activation by the coordination of terminal alkynes to Pd–Cu NWs (Scheme 39). Pd–Cu acetylide intermediate formed undergo nucleophilic addition with the iminium ion generated *in situ* from aldehyde and secondary amine and gave the corresponding propargylamines. The catalyst was easily recoverable and can be used up to at least five cycles without significant loss in catalytic activity.

6 Synthesis of chiral propargylamines

Propargylamines being a unique class of compounds have achieved great significance in organic synthesis. Efforts have been made to synthesize chiral propargylamines in its enantiomerically pure form. There is a considerable amount of development in asymmetric synthesis of propargylamines.⁷⁹



Scheme 37 MIL-101(Cr)–SO₃Ag catalyzed synthesis of propargylamines.

Some of the solvent-free methodologies for the synthesis of chiral propargylamines are discussed here.

Cu(OTf)₂/Ph-Pybox catalyzed synthesis of chiral propargylamines was established by Su and co-workers in 2015.⁸⁰ This protocol involves the reaction between aldehydes, alkynes and amines under solvent-free ball milling condition for 60 min (Scheme 40). Aldehydes with electron-donating and electron-withdrawing substituents participated well in his reaction and afforded the desired products in good yields.

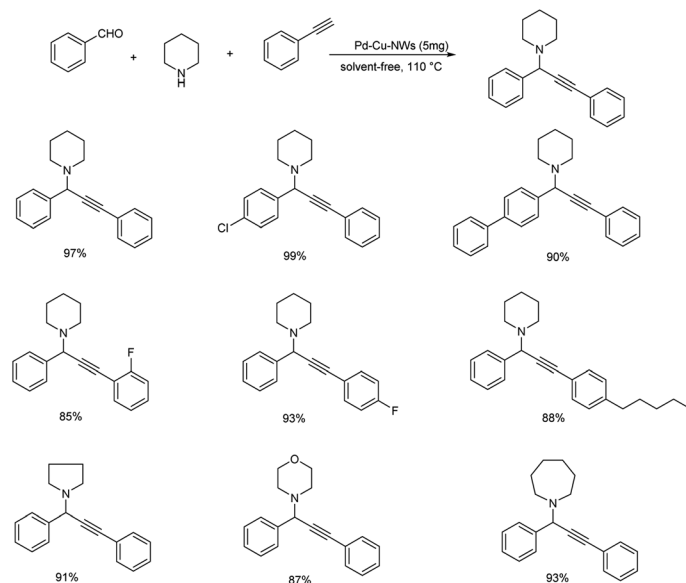
A novel methodology for the synthesis of tetrasubstituted propargylamine using copper(I) chloride was successfully established by Periasamy and co-workers.⁸¹ Highly diastereomerically pure chiral propargylamines were achieved in moderate to good yields using optically active *N*-methyl camphanyl piperazine and 2-benzyl morpholine.

Tin(II) chloride catalyzed synthesis of propargylamines *via* three components A³ coupling was reported in 2016.⁸² A³ coupling reaction catalyzed by 10 mol% of SnCl₂ under solvent-free condition at 110 °C gave the best result (Scheme 41). Chiral propargylamines were synthesized by incorporating chiral amine, (*S*)-(+)-2-pyrrolidinemethanol in A³ coupling reaction (Scheme 42). This method exhibits excellent diastereoselectivity.

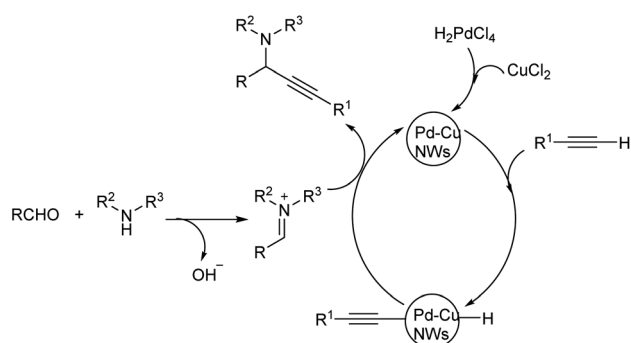
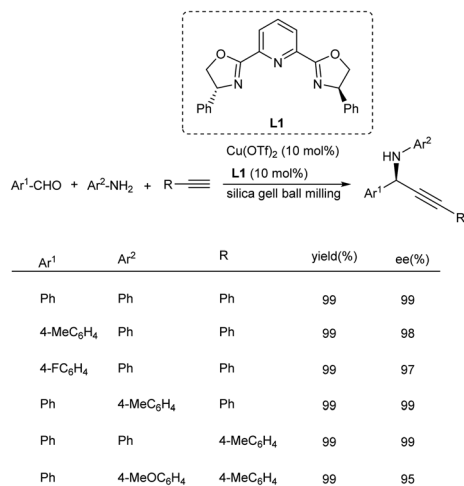
Ortiz and co-workers synthesized a C–S-cycloaurated complex through tin(IV)–Au(III) transmetallation from the corresponding chlorodimethylstannyl derivative.⁸³ Au(I) nanoparticles were used as a catalyst for the synthesis of propargylamines *via* A³ coupling. The use of 0.1 mol% of catalyst and heating the reaction mixture at 60 °C for 8 h was found to be the optimum condition. Here chiral propargylamines were synthesized by using (*S*)-2-(methoxymethyl)pyrrolidine as chiral reagent, with excellent diastereoselectivity.

7 Miscellaneous

In 2008, Wang *et al.* established an efficient silica-immobilized NHC–Cu^I complex catalyzed three-component coupling reaction under solvent-free condition.⁸⁴ They carried out the reaction using aliphatic aldehydes, alkynes and amines in the presence of 2 mol% of SiO₂–NHC–Cu^I catalyst at room



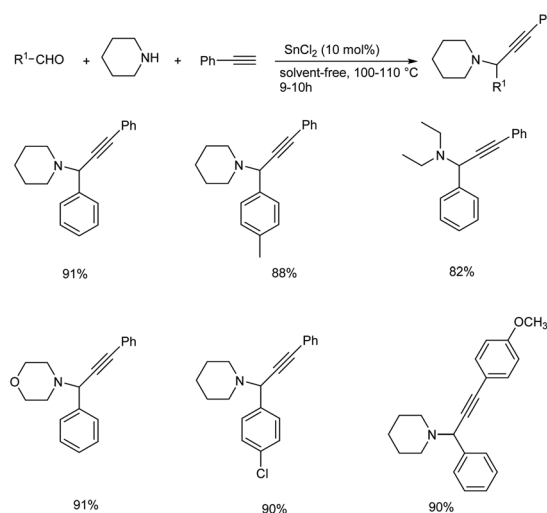
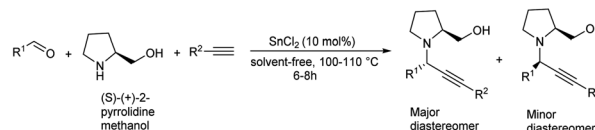
Scheme 38 Synthesis of propargylamines catalyzed by Pd–Cu NWs.

Scheme 39 Plausible mechanism of A³ coupling reaction catalyzed by Pd–Cu NWs (reproduced with permission from ref. 78).

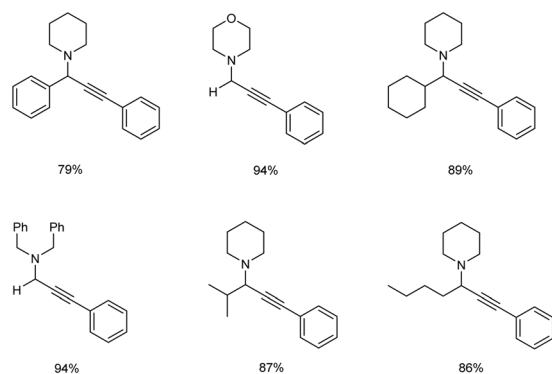
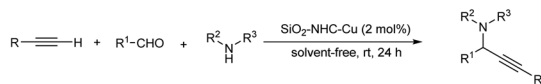
Scheme 40 Synthesis of chiral propargylamines.

temperature under solvent-free condition (Scheme 43). The environmentally benign condition and reusability of this catalyst further enhanced the significance of this method.

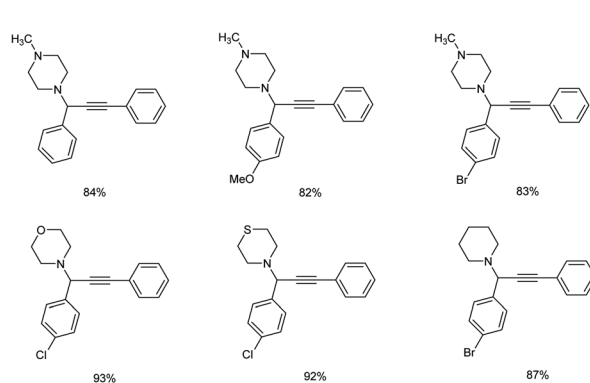
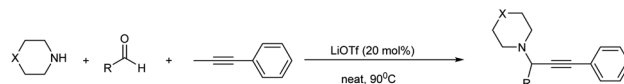
Later the same year, Wang *et al.* also developed a polystyrene-supported N-heterocyclic carbene–Ag(I) catalyst (PS–NHC–Ag(I)) for synthesizing propargylamines *via* A³ coupling.⁸⁵ The optimised conditions were found to be the use of 2 mol%

Scheme 41 Synthesis of propargylamines *via* A³ coupling catalyzed by SnCl₂.

Scheme 42 Diastereoselective synthesis of propargylamines.



Scheme 43 Silica-immobilized NHC-Cu^I complex catalyzed propargylamine synthesis.



Scheme 45 Propargylamines synthesis catalyzed by LiOTf.

PS-NHC-Ag(I) catalyst under neat condition at room temperature (Scheme 44). Aromatic aldehydes containing both electron-donating and electron-withdrawing substituents gave good to excellent results. Aliphatic alkynes were less reactive than aromatic alkynes. The catalyst was recovered and reused up to 12 cycles without loss in catalytic activity.

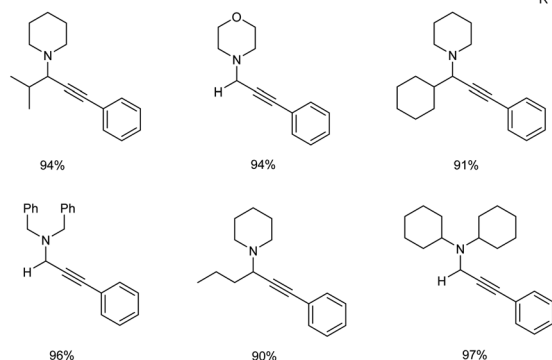
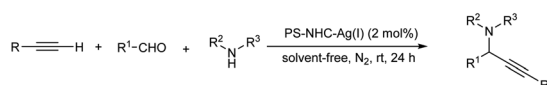
Jeong and co-workers used lithium triflate (LiOTf) for catalysing A³ coupling reaction of aldehyde, secondary alicyclic amine and alkyne for the synthesis of propargylamines under solvent-free conditions.⁸⁶ The optimization studies showed that 20 mol% of the catalyst at 90 °C under neat conditions provided the best result (Scheme 45). The reaction proceeds through C-H bond activation of the terminal alkynes.

A reusable Cu-Ni bimetallic catalyst was synthesized by Jayaram *et al.*⁸⁷ The bimetallic catalyst afforded propargylamines through multicomponent reaction of aldehydes, secondary amines and phenylacetylene by C-H activation (Scheme 46). Best results were obtained under solvent-free conditions at 90 °C with 20 wt% of Cu-Ni. The catalyst was magnetically recovered and reused up to five times without considerable loss in catalytic performance.

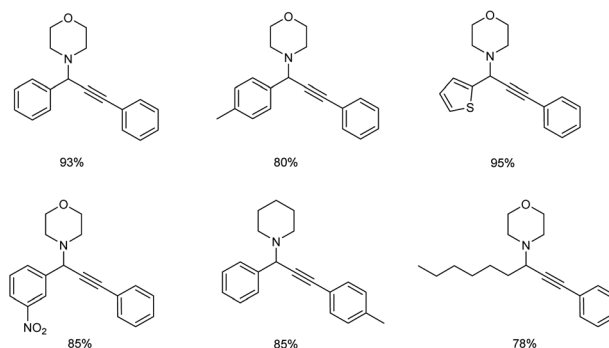
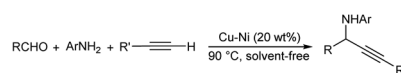
In 2018, Cirujano *et al.* developed a methodology in which MOF-derived metal oxide cluster in porous aluminosilicates were used for the synthesis of bioactive aza-heterocycles. Propargylamines were synthesized through multi component reaction between alkynes, aldehydes and amines.⁸⁸

In 2019, Koukabi *et al.* synthesized fibroin-functionalized magnetic carbon nanotube supported silver nanoparticles as biocatalyst. Propargylamines were synthesized by A³ coupling of aldehydes and amines with phenylacetylene.⁸⁹ Reactions carried out at 80 °C for 2 h under solvent-free conditions with 0.02 g CNT-Fe₃O₄-fibroin-Ag as catalyst was found to be optimum (Scheme 47). The catalyst was retrieved eight times without losing the catalytic activity.

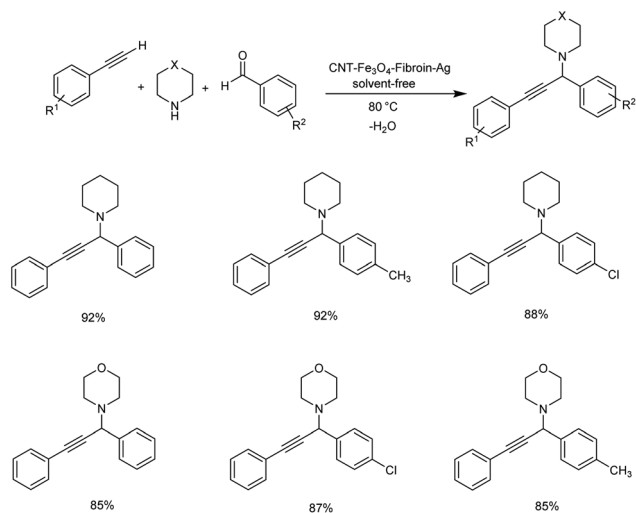
Hydroxylated propargylamines were synthesized by decarboxylative A³ coupling of *ortho*-hydroxy benzaldehydes, secondary amines and alkynoic acids under metal and solvent-free conditions (Scheme 48).⁹⁰ Utility of recyclable chitosan-supported copper catalyst was explored. This catalyst eliminated the necessity for a N₂ atmosphere and reaction proceeded well without forming any homocoupling product. The reaction



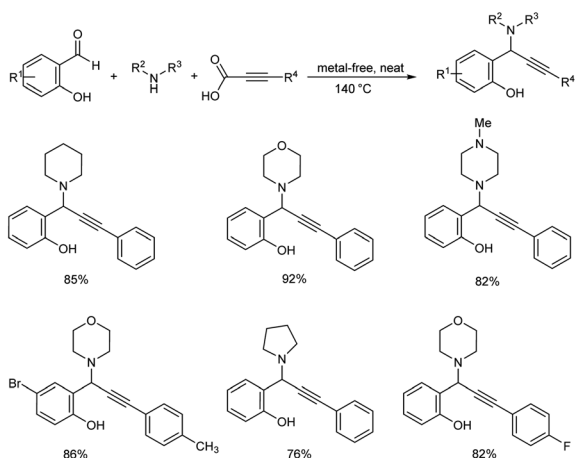
Scheme 44 Propargylamine synthesis catalyzed by PS-NHC-Ag(I).



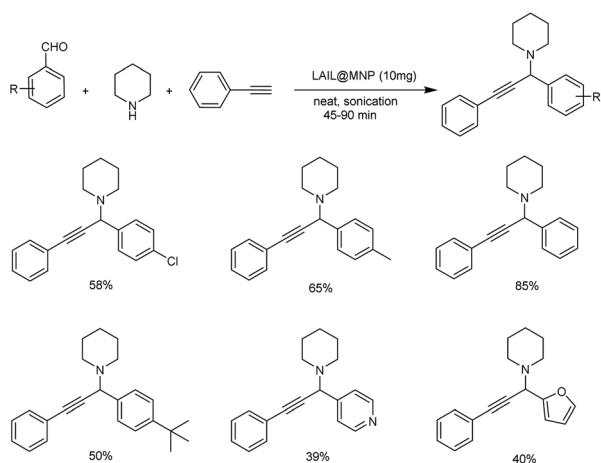
Scheme 46 Synthesis of propargylamines catalyzed by Cu-Ni bimetallic catalyst.



Scheme 47 Synthesis of propargylamines catalyzed by CNT-Fe₃O₄-fibroin-Ag under solvent-free conditions.



Scheme 48 Synthesis of propargylamines by decarboxylative A³ coupling under metal and solvent-free conditions.



Scheme 49 LAIL@MNP catalyzed synthesis of propargylamines.

was performed using equimolar amounts *ortho*-hydroxy benzaldehyde, morpholine and phenylpropionic acid at 140 °C. Good yields were obtained with *ortho*-hydroxy benzaldehydes bearing electron-releasing and electron-withdrawing substituents. Reaction did not work when *ortho*-hydroxy benzaldehyde was replaced by 2-hydroxy acetophenone. Primary amines failed to give the desired product. The reaction conditions were found to be selective with secondary amines. A gram scale synthesis of *ortho*-hydroxy propargylamines was performed for demonstrating reproducibility and commercial viability. It was divulged through mechanistic investigations that the reaction proceeds *via* Eschweiler-Clarke type of decarboxylation of the *in situ* generated *ortho* quinonoid intermediate. This methodology provides a green alternative to the contemporary metal catalyzed synthesis of *ortho*-hydroxy propargylamines.

In 2020, protocols for one-pot synthesis polyhydroquinolines and propargylamines using nano-sized Fe₃O₄-supported Lewis acid ionic liquid catalyst (LAIL@MNP) was established. Here, one-pot multicomponent reaction under solvent-free sonication was used for the synthesis of propargylamines.⁹¹ Under solvent-free ultra sound irradiation phenylacetate, piperidine and aldehyde along with 10 mg LAIL@MNP as catalyst afforded the corresponding propargylamines in excellent yields (Scheme 49). The catalyst was recovered and reused for up to five cycles without considerable degradation in catalytic activity.

8 Conclusions

This review summarises the recent developments in solvent-free synthesis of propargylamines. Since propargylamines have wide range of applications in pharmaceutical field, a greener approach for its synthesis is of great importance. Nowadays, scientific community are more interested in developing environmentally benign synthetic strategies. Solvent-free method has become an emerging greener approach in organic synthesis and much work has been ongoing in this field.

Most of the reported works for the synthesis of propargylamines involve A³ coupling of aldehydes, alkynes and amines. Majority of the synthesis of propargylamines under solvent-free conditions are catalyzed by transition metals and most of the catalysts were copper based. A greener approach could be provided if the reactions were metal free. Metal-free synthesis of propargylamines and metal-free along with a solvent-free pathway and KA² coupling reaction for propargylamines are yet to be explored.

Conflicts of interest

There are no conflicts to declare.

Acknowledgements

TA thanks the Council of Scientific and Industrial Research (CSIR), New Delhi for the award of junior research fellowship. GA thanks the Kerala State Council for Science, Technology & Environment (KSCSTE), Trivandrum for a research grant (No. 341/2013/KSCSTE dated 15.03.2013).

References

- 1 K. Lauder, A. Toscani, N. Scalacci and D. Castagnolo, *Chem. Rev.*, 2017, **117**, 14091–14200.
- 2 A. A. Boulton, B. A. Davis, D. A. Durden, L. E. Dyck, A. V. Juorio, X. M. Li, I. A. Paterson and P. H. Yu, *Drug Dev. Res.*, 1997, **42**, 150–156.
- 3 J. Marco-Contelles, M. Unzeta, I. Bolea, G. Esteban, R. R. Ramsay, A. Romero, R. Martínez-Murillo, M. C. Carreiras and L. Ismaili, *Front. Neurosci.*, 2016, **10**, 1–7.
- 4 J. J. Chen, D. M. Swope and K. Dashtipour, *Clin. Ther.*, 2007, **29**, 1825–1849.
- 5 W. Maruyama, M. B. H. Youdim and M. Naoi, *Ann. N. Y. Acad. Sci.*, 2001, **939**, 320–329.
- 6 A. A. Boulton, *Mech. Ageing Dev.*, 1999, **111**, 201–209.
- 7 H. L. Yang, P. Cai, Q. H. Liu, X. L. Yang, F. Li, J. Wang, J. J. Wu, X. B. Wang and L. Y. Kong, *Eur. J. Med. Chem.*, 2017, **138**, 715–728.
- 8 E. P. Cai, Y. Ishikawa, W. Zhang, N. C. Leite, J. Li, S. Hou, B. Kiaf, J. Hollister-Lock, N. K. Yilmaz, C. A. Schiffer, D. A. Melton, S. Kissler and P. Yi, *Nat. Metab.*, 2020, **2**, 934–945.
- 9 S. Deshwal, M. Forkink, C. H. Hu, G. Buonincontri, S. Antonucci, M. Di Sante, M. P. Murphy, N. Paolocci, D. Mochly-Rosen, T. Krieg, F. Di Lisa and N. Kaludercic, *Cell Death Differ.*, 2018, **25**, 1671–1685.
- 10 Y. He, Y. Zhao, L. Wang, L. R. Bohrer, Y. Pan, L. Wang and H. Huang, *Oncogene*, 2018, **37**, 534–543.
- 11 K. Milne, J. Sun, E. A. Zaal, J. Mowat, P. H. N. Celie, A. Fish, C. R. Berkers, G. Forlani, F. Loayza-Puch, C. Jamieson and R. Agami, *Bioorg. Med. Chem. Lett.*, 2019, **29**, 2626–2631.
- 12 E. Cereda, R. Cilia, M. Canesi, S. Tesei, C. B. Mariani, A. L. Zecchinelli and G. Pezzoli, *J. Neurol.*, 2017, **264**, 1254–1263.
- 13 O. Weinreb, T. Amit, O. Bar-Am, O. Chillag-Talmor and M. B. H. Youdim, *Ann. N. Y. Acad. Sci.*, 2005, **1053**, 348–355.
- 14 P. L. McCormack, *CNS Drugs*, 2014, **28**, 1083–1097.
- 15 N. R. Bali and P. S. Salve, *Int. J. Biol. Macromol.*, 2020, **164**, 1006–1024.
- 16 O. Weinreb, S. Mandel, O. Bar-Am, M. Yogev-Falach, Y. Avramovich-Tirosh, T. Amit and M. B. H. Youdim, *Neurotherapeutics*, 2009, **6**, 163–174.
- 17 K. Magyar, *Int. Rev. Neurobiol.*, 2011, **100**, 65–84.
- 18 É. Szökő, T. Tábi, P. Riederer, L. Vécsei and K. Magyar, *J. Neural Transm.*, 2018, **125**, 1735–1749.
- 19 S. Pálhagen, E. Heinonen, J. Hägglund, T. Kaugesaar, O. Mäki-Ikola and R. Palm, *Neurology*, 2006, **66**, 1200–1206.
- 20 C. U. Pae, H. K. Lim, C. Han, A. Neena, C. Lee and A. A. Patkar, *Prog. Neuro-Psychopharmacol. Biol. Psychiatry*, 2007, **31**, 1153–1163.
- 21 S. Akhondzadeh, R. Tavakolian, R. Davari-Ashtiani, F. Arabgol and H. Amini, *Prog. Neuro-Psychopharmacol. Biol. Psychiatry*, 2003, **27**, 841–845.
- 22 S. Arshadi, E. Vessally, M. Sobati, A. Hosseinian and A. Bekhradnia, *J. CO2 Util.*, 2017, **19**, 120–129.
- 23 V. A. Peshkov, O. P. Pereshivko, A. A. Nechaev, A. A. Peshkov and E. V. Van Der Eycken, *Chem. Soc. Rev.*, 2018, **47**, 3861–3898.
- 24 E. Vessally, A. Hosseinian, L. Edjlali, A. Bekhradnia and M. D. Esrafil, *RSC Adv.*, 2016, **6**, 99781–99793.
- 25 S. Tong, Q. Wang, M.-X. Wang and J. Zhu, *Angew. Chem.*, 2015, **127**, 1309–1313.
- 26 Y. Wang, M. Mo, K. Zhu, C. Zheng, H. Zhang, W. Wang and Z. Shao, *Nat. Commun.*, 2015, **6**, 2–10.
- 27 E. Vessally, *RSC Adv.*, 2016, **6**, 18619–18631.
- 28 E. Vessally, L. Edjlali, A. Hosseinian, A. Bekhradnia and M. D. Esrafil, *RSC Adv.*, 2016, **6**, 49730–49746.
- 29 P. Anastas and N. Eghbali, *Chem. Soc. Rev.*, 2010, **39**, 301–312.
- 30 I. T. Horváth, *Green Chem.*, 2008, **10**, 1024–1028.
- 31 P. J. Dunn, *Chem. Soc. Rev.*, 2012, **41**, 1452–1461.
- 32 R. A. Gross, J. Gu, D. Eberiel, S. P. McCarthy, M. Poliakoff, J. Michael Fitzpatrick, T. R. Farren and P. T. Anastas, *J. Polym. Sci., Polym. Lett. Ed.*, 1995, **32**, 193.
- 33 C. J. Li and B. M. Trost, *Proc. Natl. Acad. Sci. U. S. A.*, 2008, **105**, 13197–13202.
- 34 C. J. Li, *Green Chem.*, 2008, **10**, 151–152.
- 35 M. H. Haider, N. F. Dummer, D. W. Knight, R. L. Jenkins, M. Howard, J. Moulijn, S. H. Taylor and G. J. Hutchings, *Nat. Chem.*, 2015, **7**, 1028–1032.
- 36 R. V. Jagadeesh, H. Junge and M. Beller, *Nat. Commun.*, 2014, **5**, 1–8.
- 37 J. B. Zimmerman, P. T. Anastas, H. C. Erythropel and W. Leitner, *Science*, 2020, **367**, 397–400.
- 38 X. A. Liang, L. Niu, S. Wang, J. Liu and A. Lei, *Org. Lett.*, 2019, **21**, 2441–2444.
- 39 H. Tian, H. Yang, C. Tian, G. An and G. Li, *Org. Lett.*, 2020, **22**, 7709–7715.
- 40 M. Zhang, L. Yang, H. Yang, G. An and G. Li, *ChemCatChem*, 2019, **11**, 1606–1609.
- 41 A. Jordan, P. Stoy and H. F. Sneddon, *Chem. Rev.*, 2021, **121**, 1582–1622.
- 42 P. T. Anastas and M. M. Kirchhoff, *Acc. Chem. Res.*, 2002, **35**, 686–694.
- 43 S. Narayan, J. Muldoon, M. G. Finn, V. V. Fokin, H. C. Kolb and K. B. Sharpless, *Angew. Chem., Int. Ed.*, 2005, **44**, 3275–3279.
- 44 L. P. Zorba and G. C. Vougioukalakis, *Coord. Chem. Rev.*, 2021, **429**, 213603.
- 45 S. Ghosh and K. Biswas, *RSC Adv.*, 2021, **11**, 2047–2065.
- 46 C. J. Li and C. Wei, *Chem. Commun.*, 2002, **2**, 268–269.
- 47 P. Li and L. Wang, *Tetrahedron*, 2007, **63**, 5455–5459.
- 48 W. Q. Du, J. M. Zhang, R. Wu, Q. Liang and S. Z. Zhu, *J. Fluorine Chem.*, 2008, **129**, 695–700.
- 49 M. K. Patil, M. Keller, B. M. Reddy, P. Pale and J. Sommer, *Eur. J. Org. Chem.*, 2008, **26**, 4440–4445.
- 50 M. J. Aliaga, D. J. Ramón and M. Yus, *Org. Biomol. Chem.*, 2010, **8**, 43–46.
- 51 M. J. Albaladejo, F. Alonso, Y. Moglie and M. Yus, *Eur. J. Org. Chem.*, 2012, **2012**, 3093–3104.
- 52 X. Xiong, H. Chen and R. Zhu, *Catal. Commun.*, 2014, **54**, 94–99.

- 53 Z. L. Palchak, D. J. Lussier, C. J. Pierce and C. H. Larsen, *Green Chem.*, 2015, **17**, 1802–1810.
- 54 M. Bakherad, A. Keivanloo, A. H. Amin, R. Doosti and O. Hoseini, *Iran. J. Catal.*, 2016, **6**, 325–332.
- 55 U. Chinna Rajesh, U. Gulati and D. S. Rawat, *ACS Sustainable Chem. Eng.*, 2016, **4**, 3409–3419.
- 56 U. Gulati, U. C. Rajesh and D. S. Rawat, *Tetrahedron Lett.*, 2016, **57**, 4468–4472.
- 57 G. Bosica and R. Abdilla, *J. Mol. Catal. A: Chem.*, 2017, **426**, 542–549.
- 58 B. R. P. Reddy, P. V. G. Reddy, M. V. Shankar and B. N. Reddy, *Asian J. Org. Chem.*, 2017, **6**, 712–719.
- 59 A. Shouli, S. Menati and S. Sayyahi, *C. R. Chim.*, 2017, **20**, 765–772.
- 60 N. Gharibpour, M. Abdollahi-Alibeik and A. Moaddeli, *ChemistrySelect*, 2017, **2**, 3137–3146.
- 61 Z. Sotoudehnia, J. Albadi and A. R. Momeni, *Appl. Organomet. Chem.*, 2019, **33**, 1–8.
- 62 S. Yan, S. Pan, T. Osako and Y. Uozumi, *ACS Sustainable Chem. Eng.*, 2019, **7**, 9097–9102.
- 63 P. Ramesh, M. S. Reddy, V. R. Madduluri, L. R. Chowan and N. S. Kumar, *ChemistrySelect*, 2019, **4**, 9045–9049.
- 64 F. Wang, H. Feng, H. Li, T. Miao, T. Cao and M. Zhang, *Chin. Chem. Lett.*, 2020, **31**, 1558–1563.
- 65 P. V. Rathod, J. M. C. Puguan and H. Kim, *Appl. Organomet. Chem.*, 2020, **34**, 1–15.
- 66 W. Jiang, J. Xu, W. Sun and Y. Li, *Appl. Organomet. Chem.*, 2021, **35**, e6167.
- 67 K. V. V. Satyanarayana, P. A. Ramaiah, Y. L. N. Murty, M. R. Chandra and S. V. N. Pammi, *Catal. Commun.*, 2012, **25**, 50–53.
- 68 P. B. Sarode, S. P. Bahekar and H. S. Chandak, *Synlett*, 2016, **27**, 2209–2212.
- 69 Z. Zarei and B. Akhlaghinia, *RSC Adv.*, 2016, **6**, 106473–106484.
- 70 S. Layek, B. Agrahari, S. Kumari, Anuradha and D. D. Pathak, *Catal. Lett.*, 2018, **148**, 2675–2682.
- 71 D. B. Bankar, R. R. Hawaldar, S. S. Arbuj, M. H. Moulavi, S. T. Shinde, S. P. Takle, M. D. Shinde, D. P. Amalnerkar and K. G. Kanade, *RSC Adv.*, 2019, **9**, 32735–32743.
- 72 M. Cheng, Q. Zhang, X. Y. Hu, B. G. Li, J. X. Ji and A. S. C. Chan, *Adv. Synth. Catal.*, 2011, **353**, 1274–1278.
- 73 M. Aliaga-Lavrijsen, R. P. Herrera, M. D. Villacampa and M. Concepción Gimeno, *ACS Omega*, 2018, **3**, 9805–9813, DOI: 10.1021/acsomega.8b01352.
- 74 K. Namitharan and K. Pitchumani, *Eur. J. Org. Chem.*, 2010, **2010**, 411–415.
- 75 S. N. Afraj, C. Chen and G. H. Lee, *RSC Adv.*, 2014, **4**, 26301–26308.
- 76 T. L. Da Silva, R. S. Rambo, D. D. S. Rampon, C. S. Radatz, E. V. Benvenuto, D. Russowsky and P. H. Schneider, *Mol. Catal.*, 2015, **399**, 71–78.
- 77 W. J. Sun, F. G. Xi, W. L. Pan and E. Q. Gao, *Mol. Catal.*, 2017, **430**, 36–42.
- 78 R. Yi, Z. J. Wang, Z. Liang, M. Xiao, X. Xu and N. Li, *Appl. Organomet. Chem.*, 2019, **33**, 1–6.
- 79 F. Zhao, S. Kim and D. Castagnolo, *Propargylamines: Recent Advances in Asymmetric Synthesis and Use as Chemical Tools in Organic Chemistry*, Wiley, 2021, pp. 103–154.
- 80 Z. Li, Z. Jiang and W. Su, *Green Chem.*, 2015, **17**, 2330–2334.
- 81 M. Periasamy, P. O. Reddy, I. Satyanarayana, L. Mohan and A. Edukondalu, *J. Org. Chem.*, 2016, **81**, 987–999.
- 82 S. N. Afraj and C. Chen, *Asian J. Org. Chem.*, 2016, **5**, 257–263.
- 83 E. Belmonte Sánchez, M. J. Iglesias, H. El Hajjouji, L. Rocés, S. García-Granda, P. Villuendas, E. P. Urriolabeitia and F. López Ortiz, *Organometallics*, 2017, **36**, 1962–1973.
- 84 M. Wang, P. Li and L. Wang, *Eur. J. Org. Chem.*, 2008, **49**, 2255–2261.
- 85 P. Li, L. Wang, Y. Zhang and M. Wang, *Tetrahedron Lett.*, 2008, **49**, 6650–6654.
- 86 S. D. Dindulkar, B. Kwan, K. T. Lim and Y. T. A. E. Jeong, *J. Chem. Sci.*, 2013, **125**, 101–107.
- 87 S. V. Katkar and R. V. Jayaram, *RSC Adv.*, 2014, **4**, 47958–47964.
- 88 N. Martín, M. Dusselier, D. E. De Vos and F. G. Cirujano, *ACS Catal.*, 2019, **9**, 44–48.
- 89 P. Akbarzadeh and N. Koukabi, *Appl. Organomet. Chem.*, 2020, **34**, 1–16.
- 90 P. Kaur, B. Kumar, K. K. Gurjar, R. Kumar, V. Kumar and R. Kumar, *J. Org. Chem.*, 2020, **85**, 2231–2241.
- 91 H. T. Nguyen, V. A. Truong and P. H. Tran, *RSC Adv.*, 2020, **10**, 25358–25363.