





OPEN ACCESS

Electronic cigarette use intensity measurement challenges and regulatory implications

Eric Soule ¹, Maansi Bansal-Travers,² Rachel Grana,³ Scott McIntosh ⁴,
Simani Price,⁵ Jennifer B Unger ⁶, Kevin Walton⁷

¹Department of Health Education and Promotion, East Carolina University, Greenville, North Carolina, USA

²Health Behavior, Roswell Park Cancer Institute, Buffalo, New York, USA

³Tobacco Control Research Branch, National Cancer Institute, Rockville, Maryland, USA

⁴Public Health Sciences, University of Rochester, Rochester, New York, USA

⁵Public Health and Epidemiology Practice, Westat, Center for Coordination of Analytics, Science, Enhancement, and Logistics, Rockville, Maryland, USA

⁶Preventive Medicine, University of Southern California, Los Angeles, California, USA

⁷Division of Therapeutics and Medical Consequences, National Institute on Drug Abuse, Bethesda, Maryland, USA

Correspondence to

Dr Eric Soule, East Carolina University, Greenville, NC 27858, USA; soulee18@ecu.edu

Received 13 January 2021

Revised 19 April 2021

Accepted 20 April 2021

Published Online First

31 May 2021

ABSTRACT

Assessing tobacco use intensity allows researchers to examine tobacco use in greater detail than assessing ever or current use only. Tobacco use intensity measures have been developed that are specific to tobacco products, such as asking smokers to report number of cigarettes smoked per day. However, consensus on electronic cigarette use intensity measures that can be used for survey research has yet to be established due to electronic cigarette product and user behavior heterogeneity. While some survey measures that attempt to assess electronic cigarette use intensity exist, such as examining number of 'times' using an electronic cigarette per day, number of puffs taken from an electronic cigarette per day, volume of electronic cigarette liquid consumed per day, or nicotine concentration of electronic cigarette liquid, most measures have limitations. Challenges in electronic cigarette measurement often stem from variations across electronic cigarette device and liquid characteristics as well as the difficulty that many electronic cigarette users have regarding answering questions about their electronic cigarette device, liquid, or behavior. The inability for researchers to measure electronic cigarette use intensity accurately has important implications such as failing to detect unintended consequences of regulatory policies. Development of electronic cigarette use intensity measures, though not without its challenges, can improve understanding of electronic cigarette use behaviors and associated health outcomes and inform development of regulatory policies.

Self-report surveys are the approach used most commonly to examine tobacco-related knowledge, attitudes, beliefs and behaviours. One advantage of using surveys in tobacco research is that if consistent survey items and response options are used across studies and years, researchers can compare the results of one study with other studies to identify changes over time in tobacco use. For example, in 1964 the first US Surgeon General's Report on the Health Consequences of Smoking¹ was published. At that time, more than 50% of men and 30% of women were current smokers, defined as those who had smoked at least 100 cigarettes in their lifetime and reported 'currently' smoking.² In 2018, 15.6% of men and 12.0% of women in the USA were current smokers (ie, defined as having smoked at least 100 cigarettes in their lifetime and currently smoked cigarettes 'every day' or 'somedays'). Importantly, because nearly identical measures of current cigarette use were used across the 44-year span, researchers are able to document the immense progress that

has been made in reducing cigarette smoking prevalence in the USA. Similar core survey items for other tobacco products, such as cigars, waterpipe, smokeless tobacco and electronic cigarettes (e-cigarettes), have been developed and used to examine ever use and current use of tobacco products. Data from surveys that use these measures can be used to monitor trends over time, identify priority areas for research and inform regulatory policy. However, there are not yet standard e-cigarette use measures due, in part, to surveys needing to adapt to the evolving marketplace of e-cigarette products.

TOBACCO USE INTENSITY MEASURES

While useful for examining prevalence, measuring ever and current tobacco use has limitations. For example, both an individual who smokes 20 cigarettes every day and an individual who smokes 1 cigarette per week can be considered 'current' smokers, despite greatly differing behaviours and exposures to toxicants in cigarette smoke. Thus, survey items have also been developed and used to measure tobacco use intensity (eg, cigarettes smoked per day). These measures serve many purposes, such as identifying more dependent tobacco users or identifying differing levels of risk associated with tobacco use. For example, while other factors are also important, research shows that those who smoke on more days and smoke more cigarettes per day have higher levels of dependence³ and greater risk for negative health outcomes^{4 5} than those who smoke fewer cigarettes or smoke on fewer days. Comparing cigarette smokers based on cigarette smoking intensity measures relies on the key assumption that all cigarettes are approximately the same. That is, each cigarette contains comparable amounts of tobacco leaf with similar nicotine content, thus exposing users to comparable amounts of the dependence-causing chemical nicotine and other toxicants. This assumption is reasonable for cigarettes because while some changes in cigarette design and smoking behaviour have occurred over time⁶ and cigarettes are not uniform, the nicotine content, cigarette size and cigarettes per pack are similar across brands.⁷ Although differences in these elements between different types of tobacco products (eg, cigars, cigarettes, smokeless tobacco) present challenges in comparing use across users of different tobacco products, tobacco use intensity survey measures allow for comparisons between users of the same tobacco product.

COMMON METHODS AND CHALLENGES TO ASSESSING E-CIGARETTE USE INTENSITY

As e-cigarette use has increased in recent years,^{2 8-17} ever and current e-cigarette use have been examined



© Author(s) (or their employer(s)) 2023. Re-use permitted under CC BY-NC. No commercial re-use. See rights and permissions. Published by BMJ.

To cite: Soule E, Bansal-Travers M, Grana R, et al. *Tob Control* 2023;**32**:124-129.

in surveys using items similar to those used for cigarettes. While the use of numerous terms to describe e-cigarettes (eg, electronic cigarettes, e-cigarettes, electronic nicotine delivery systems, vapes and so on) presents challenges for ensuring that researchers and participants are referring to the same products when developing and answering survey questions, the use of pictures and preambles that describe all products considered to be e-cigarettes can improve assessment of e-cigarette use.¹⁸ Some have called for consensus measures to be established for e-cigarette use¹⁸ and work has been conducted by researchers participating in the National Institutes of Health and the Food and Drug Administration's (FDA) Tobacco Centers of Regulatory Science grant programme to identify core items that might be used to assess key e-cigarette use domains. Importantly, e-cigarette measurement must account for the great heterogeneity of e-cigarette devices on the market, including disposable 'cigalikes' that resemble cigarettes, refillable 'vape pens', variable wattage 'box mods', 'pod mods' that use disposable cartridge/pods filled with e-cigarette liquid, and disposable vapes that resemble computer flash drives, to name a few of the many device type categories. While core items for measuring e-cigarette current and ever use have been identified,¹⁹ the group noted that the development of survey measures to assess e-cigarette use intensity presents a more challenging problem, precisely due to e-cigarette device and liquid heterogeneity. The purpose of this commentary is to discuss possible approaches to measuring e-cigarette use intensity and challenges associated with each approach, as well as to offer considerations for researchers who aim to examine e-cigarette use intensity in the future.

Puff topography

One approach to measuring e-cigarette use intensity is to examine the number of puffs taken from an e-cigarette per day. There are approximately 10–15 puffs in a single combustible cigarette²⁰ and standard procedures have been developed to examine toxicant emissions associated with puffs taken from a single cigarette.²¹ As a result, researchers can calculate approximate daily puff counts for cigarette smokers based on the number of cigarettes smoked per day. However, this approach cannot be used for e-cigarettes. Unlike cigarette smokers who typically smoke a cigarette from start to finish in a single session, e-cigarette users often puff from the same e-cigarette in multiple sessions, with sessions not being consistent in total puff duration or number of puffs.²⁰ While some researchers attempt to address this issue by asking e-cigarette users to report number of puffs per day, this approach presents challenges. Research is needed to verify whether participants can recall accurately puffs taken per day. Some puff-activated device product marketing claims that a single cartridge contains an approximate number of puffs (such as 200²²), though products may not provide a consistent number of puffs across devices due to poor manufacturing standards or counterfeit devices.²³ Additionally, some e-cigarette devices that use a button to activate the heater include 'puff counters' that record each time the button has been pressed, but these data also needed to be studied to determine their accuracy. Indeed, self-reported times per day and device puff counters appear to be correlated moderately, but some e-cigarette users appear to provide extreme/not reliable self-reported values²⁴ and not all devices use puff counters.

However, even if the validity of these approaches is confirmed, relying on number of puffs per e-cigarette cartridge, puff counters or participant recall of puffs per day are problematic because the length of each session, number of puffs per session

and individual puff characteristics vary considerably. While puff duration can vary for other tobacco products, like cigarettes, ultimately total puff duration of a cigarette is limited by the amount of tobacco that can be burned in the cigarette. Therefore, cigarettes smoked per day remains a viable option for examining cigarette smoking intensity. E-cigarettes allow for greater variation in puffs, both in duration and number, which complicates comparing puffs between users. Indeed, laboratory studies where detailed topography data can be collected demonstrate this: one study found that average e-cigarette puff volume ranges from 96.81 to 133.92 mL,²⁵ whereas another study reported average puff volumes ranging from 331.2 to 519.6 mL.²⁶ Although these studies used similar protocols (10-puff directed bouts) and only varied devices and liquid characteristics, some puffs were more than five times larger than others.

Number of e-cigarette use sessions per day

Another approach to assess e-cigarette use intensity is to ask participants to report the number of 'times' they use their e-cigarette or the number of use sessions per day. This approach allows researchers to compare e-cigarette users by number of sessions per day regardless of device type. Indeed, some surveys have attempted to do this and even define a session/time (eg, 'assume that one 'time' consists of around 15 puffs or lasts around 10 minutes'²⁷) and report on e-cigarette use times per day as a measure of e-cigarette use intensity or frequency (eg, Refs. 24 and 28) with greater intensity associated with greater dependence. However, e-cigarette use and cigarette smoking have important differences. Because a cigarette must be lit, cigarette smokers must either smoke an entire cigarette in a single session or extinguish and relight the same cigarette. Previous research suggests less than half to as many as 69% of smokers report ever relighting their cigarettes,^{29 30} though this behaviour may not occur regularly among those who do relight.³⁰ However, because e-cigarettes are activated by puffing or by using an on/off switch and button, e-cigarettes are used intermittently on a regular basis. Thus, e-cigarettes more readily allow for use sessions that can range from a single puff to hundreds of puffs.

E-cigarette users may also engage in different use patterns depending on the situation. For example, some surveys indicate that e-cigarette users may 'vape more before going into a situation where vaping is not allowed'³¹ such as right before entering a building. Other studies have noted that many e-cigarette users' behaviours are 'far from homogenous' and users have 'difficulty tracking their own use'.³² Qualitative data demonstrate this heterogeneity of behaviours with some experienced e-cigarette users reporting using e-cigarettes more or less frequently compared with cigarette smoking, some inhaling more deeply and others less deeply compared with cigarette smoking, and some reporting they take longer puffs compared with cigarette smoking.³³ Because an e-cigarette use session could be dependent on the user, device type and characteristics, situation or other factors, defining a standard e-cigarette use session between, or even within, e-cigarette users is challenging.

Amount of e-cigarette liquid consumed

Almost all e-cigarette liquids contain the same primary ingredients (propylene glycol, vegetable glycerin, nicotine and chemical flavorants³⁴), although in different concentrations. Some researchers have used survey items assessing amount of liquid used per day as a measure of e-cigarette use intensity. Using this approach, it might be assumed that higher amount of liquid used per day is associated with greater use intensity and thus exposure

to nicotine or other toxicants. However, even if the liquids have the same concentration of nicotine and other compounds, this approach cannot account for the effects of highly variable e-cigarette device characteristics across the range of e-cigarettes available, which can have dramatically different abilities to aerosolize liquid. In a study comparing differences between e-cigarette users based on device type, ‘third generation’ (eg, box mod) e-cigarette users reported using 2.5 times more e-cigarette liquid per week than ‘second generation’ (eg, vape pen) e-cigarette users. However, third generation device users’ cotinine levels were only 1.4 times higher than second generation device users, likely due to the fact that third generation device users’ average e-cigarette liquid nicotine concentration was 4.1 mg/mL vs 22.3 mg/mL for second generation device users.³⁵ These data demonstrate that amount of liquid consumed may be a useful indicator of amount of aerosol inhaled by users, but not necessarily an accurate measure of exposure to nicotine and other toxicants in the aerosol. Thus, when considering e-cigarette intensity measures, researchers must determine whether their goal is to assess quantity of use or exposure to aerosol emitted from e-cigarettes. Additionally, validation is needed to determine whether e-cigarette users can accurately quantify the amount of e-cigarette liquid they consume in a given amount of time.

Nicotine concentration in e-cigarette liquid

Because nicotine is the primary dependence causing substance in e-cigarettes, some researchers have focused on examining exposure to nicotine as a measure of e-cigarette use intensity. One approach is to measure nicotine in e-cigarette liquids in addition to volume of liquid consumed. Survey items have been developed to examine the content of e-cigarette liquid, specifically the concentration of nicotine. For example, the Population Assessment of Tobacco and Health Study asks e-cigarette users if the e-cigarette ‘you use contain[s] nicotine’ and ‘what concentration of nicotine do/did you use?’.³⁶ This question presents challenges as the labelling of nicotine content varies across e-cigarette products and liquids (eg, only a number provided without context, concentrations in milligrams of nicotine per millilitre of solution (mg/mL) or a percentage of the total volume of the liquid) and may be

difficult to interpret if units are not provided. For example, ‘3’ is a feasible nicotine concentration in mg/mL or per cent nicotine, but 3 mg/mL and 3% represent nicotine concentrations that differ by a factor of 10. Another concern is that e-cigarette liquid nicotine concentrations may be labelled incorrectly.³⁷ Some liquids advertised as nicotine free have been found to contain quantifiable amounts of nicotine and nicotine labelling may differ by 5%–20% of actual nicotine concentrations in liquids,³⁸ further complicating attempts to assess nicotine exposure. Additionally, users may mix home-made e-cigarette liquids (ie, ‘do-it-yourself’ liquids) resulting in unknown nicotine concentrations or inconsistent concentrations between batches.

In cases where the assumption can be made that e-cigarette users know the nicotine concentration in their liquid, assessing e-cigarette liquid nicotine concentration may be useful for assessing nicotine exposure. Previous reports indicate that most experienced or regular e-cigarette users report they know their e-cigarette liquid nicotine concentration,³⁹ even though they may not be fully aware of how nicotine concentration relates to nicotine ‘strength’.⁴⁰ Laboratory research demonstrates that when holding other factors constant, increased nicotine concentration in e-cigarette liquid results in increased nicotine exposure for users.^{41–43} While some e-cigarette users associate lower nicotine concentration in e-cigarette liquid with lower nicotine exposure,⁴⁴ in real world settings, a higher liquid nicotine concentration is not necessarily associated with greater nicotine exposure or greater e-cigarette use intensity. A study found that users of higher power e-cigarette devices used liquids with mean nicotine concentrations that were 5.4 times *lower* than lower power devices, but higher power e-cigarette device users had cotinine levels (a metabolite of nicotine) that were 1.4 times *higher* than users of lower power devices.³⁵ This is because nicotine yield from an e-cigarette (and therefore user nicotine exposure⁴⁵) is dependent on the e-cigarette device, liquid characteristics and user behaviour,⁴⁶ rather than e-cigarette liquid nicotine concentration alone (see figure 1).

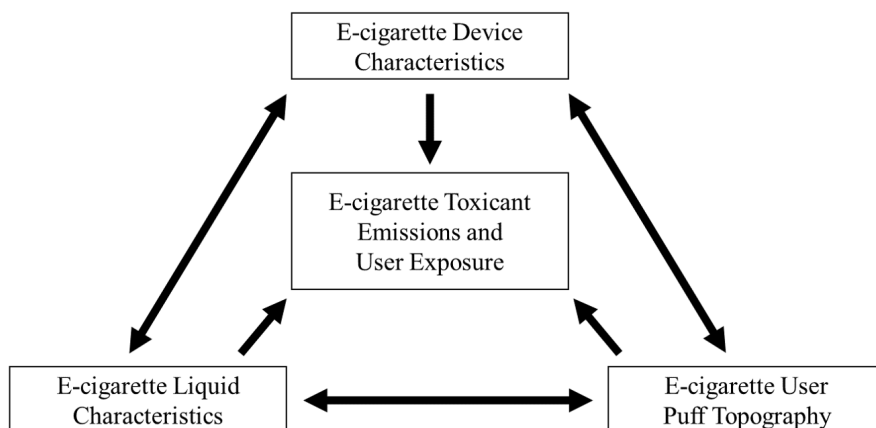


Figure 1 Schematic demonstrating how e-cigarette (1) device characteristics, (2) liquid characteristics and (3) user puff topography interact and influence e-cigarette toxicant emissions and user exposure directly. Bidirectional arrows show how changes in one factor are often associated with changes in other factors. A given combination of e-cigarette device and liquid characteristics and user puff topography is associated with specific toxicant emissions and user exposure.

IMPLICATIONS FOR ACCURATE E-CIGARETTE INTENSITY MEASUREMENT

These challenges in developing accurate e-cigarette intensity measures have many implications. For example, the inability to measure e-cigarette intensity may impact clinical laboratory researchers' ability to 'screen potential participants, report participant use history, and study factors that influence user toxicant exposure'.⁴⁷ E-cigarette use intensity measurement challenges also complicate the development and evaluation of regulatory policies. For example, the European Union established a policy that prohibited the sale of e-cigarette liquids with nicotine concentrations greater than 20 mg/mL with the goal of limiting e-cigarette users' nicotine exposure by only allowing 'delivery of nicotine that is comparable to the permitted dose of the nicotine derived from a standard cigarette...'.⁴⁸ To examine the impact of this policy, surveys that measure e-cigarette use intensity solely by examining e-cigarette liquid nicotine concentration in products used before and after the policy may not yield an accurate picture of changes in nicotine exposure, due to e-cigarette device heterogeneity. That is, if e-cigarette users who used devices containing liquids with nicotine concentrations greater than 20 mg/mL transitioned to devices that contained liquids with nicotine concentrations of less than 20 mg/mL, the policy may be viewed as effective in decreasing nicotine exposure. However, data demonstrate that nicotine delivery from devices that operate at higher electrical power (in watts) using liquids with nicotine concentrations of 4 mg/mL can result in nicotine delivery that exceeds that of a cigarette.³⁵ In this scenario, without an understanding of the relationship between nicotine delivery and device characteristics, e-cigarette users, researchers and policy makers may perceive erroneously that reducing e-cigarette liquid nicotine concentration will result necessarily in a decrease in nicotine exposure. Furthermore, high powered devices that can expose users to large amounts nicotine from low nicotine concentration liquids also expose users to greater concentrations of toxicants relative to lower power devices⁴⁹ and may result in unintended adverse health effects.⁵⁰ Thus, a nicotine concentration limiting policy may cause e-cigarette users to inhale more aerosol and hence increase toxicant exposure. Indeed, compensatory puffing behaviours that are associated with increased carcinogenic carbonyls and increased exposure to formaldehyde⁵¹ were recorded among e-cigarette users who were assigned to use an e-cigarette device with adjustable wattage using a liquid with nicotine concentration lower than their usual liquid.⁵² In order to more fully understand the implications of a policy limiting nicotine concentration in e-cigarette liquids, studies should assess changes in e-cigarette use intensity before and after the policy was implemented.

Another issue is that researchers and public health professionals looking to help e-cigarette users decrease their e-cigarette use may have difficulty in determining whether e-cigarette users are reducing their consumption, especially if users transition between e-cigarette products. Additionally, if common measures cannot be used across devices researchers may have difficulty in identifying e-cigarette devices that put users at greatest risk for dependence. For example, how does one compare the e-cigarette use intensity and dependence between a user of a pod-based 4.08 W e-cigarette device who uses one pod per day that contains 0.7 mL of liquid with a nicotine concentration of over 69 mg/mL^{53 54} with an e-cigarette user of a 'box mod' device that operates at 71.6 W with a liquid nicotine concentration of 4 mg/mL and uses 7.8 mL of liquid per day (as in Ref. 35)? Current survey measures used to assess e-cigarette use intensity are likely

insufficient and further research is needed to inform the best approaches for comparing e-cigarette use intensity across device types.

SUMMARY AND FUTURE DIRECTIONS FOR E-CIGARETTE USE INTENSITY MEASUREMENT

There is urgent need to measure e-cigarette use intensity. Due to the extreme device heterogeneity that is a hallmark of the e-cigarette product class, developing a set of standard items that assess e-cigarette use intensity equally well across all products may be challenging. Survey items that measure e-cigarette user puff topography, number of use sessions, amount of e-cigarette liquid consumed or e-cigarette liquid nicotine concentration all have limitations. Future studies that use these measures with others in combination may be most effective for assessing e-cigarette use intensity.

As of December 2020, FDA is reviewing e-cigarette product applications submitted to the agency as part of the Premarket Tobacco Product Application process. FDA marketing authorization decisions may lead to some consolidation of the number and variety of e-cigarettes available on the market, but a wide range of products is likely to remain available. This will continue to present challenges for measuring e-cigarette use intensity. In order to understand e-cigarette use intensity, three factors must be considered simultaneously: (1) device characteristics, (2) liquid characteristics and (3) user behaviours. As illustrated in [figure 1](#), e-cigarette emissions and user exposure are all influenced by these three factors. Importantly, with e-cigarettes, all three of these factors can be modified. Using nicotine emissions as an example, a given combination of e-cigarette device settings (eg, device wattage), liquid ingredients (eg, nicotine concentration) and user behaviours (eg, puff duration) is associated with specific and predictable⁵⁵ nicotine emissions. Importantly, there are numerous combinations of e-cigarette device, liquid and user behaviour characteristics that can be employed to achieve a given quantity of nicotine emitted from an e-cigarette. However, unlike combustible cigarettes, e-cigarettes allow users to modify virtually all the factors that impact emissions. Thus, regulations that focus on only one or two of these factors will have difficulty in achieving desired outcomes, especially when many e-cigarette devices are 'open-systems'⁵⁶.

Researchers may need to use a combination of survey measures that better capture the interaction between e-cigarette devices, liquid characteristics and use patterns given their influence

What this paper adds

- ⇒ Surveys are used to measure tobacco use intensity by researchers for many purposes.
- ⇒ Measures of tobacco use intensity have been developed for tobacco products, such as number of cigarettes smoked per day.
- ⇒ Despite attempts to develop electronic cigarette use intensity measures, great heterogeneity in electronic cigarette device and liquid characteristics and user behaviour make measuring electronic cigarette use intensity challenging.
- ⇒ This paper describes the challenges, limitations and implications of the current methods used to measure electronic cigarette use intensity.
- ⇒ Researchers should consider electronic cigarette device and liquid characteristics as well as user behaviours when attempting to measure electronic cigarette use intensity.

on e-cigarette use intensity and toxicant exposure. Additionally, the specific survey items to capture these measurement domains will vary according to study purpose and population. Novel approaches and methods may also improve the ability to obtain data necessary for examining e-cigarette use intensity when used in combination with self-reported survey methods. One approach may be to incorporate the use of user-uploaded images or videos to surveys, for example, asking e-cigarette users to provide images of their devices and liquids. When feasible, researchers may consider asking participants to provide videos or demonstrations of 'typical' puffs if puff counters are to be used which would allow researchers to extrapolate total puff duration in a given period of time. Combining device and liquid characteristics obtained from images and typical puffing behaviours obtained from videos might enable more accurate calculation of the amount of aerosol, nicotine and toxicant exposure for individual e-cigarette users.

In laboratory settings, researchers may also examine if any of the currently available survey measures are more associated with biomarkers, such as plasma nicotine, urine cotinine, urine propylene glycol or vegetable glycerin, or other toxicants found in e-cigarette aerosol. These data may inform which survey measures are most useful for comparing e-cigarette use intensity and exposure to e-cigarette aerosol and toxicants. Finally, e-cigarette use intensity comparisons between users or timepoints may be most useful when as many factors are held constant as possible, such as using the same measures over time and only comparing users of a single e-cigarette device and liquid combination.

Contributors ES wrote the first draft of the manuscript. All authors provided feedback on the first draft and approved the final version of the manuscript.

Funding Funding for this work was supported by the Food and Drug Administration (FDA), Centre for Tobacco Products (CTP) and the National Institutes of Health (NIH). ES was supported by National Institute on Drug Abuse (NIDA) grant number U54DA036105. MB-T and SM were supported by National Cancer Institute (NCI) grant number U54CA228110. SP was supported by NIDA grant U54DA046060, and JBU was supported by NCI grant number U54CA180905. KW and RG were not supported by grant funding for their contributions to this manuscript. All authors contributed substantially to the writing of this manuscript.

Disclaimer The content is solely the responsibility of the authors and does not necessarily represent the official views of NIH or the FDA.

Competing interests ES is named on a patent application for a smartphone app that determines electronic cigarette device and liquid characteristics.

Patient consent for publication Not required.

Provenance and peer review Not commissioned; externally peer reviewed.

Open access This is an open access article distributed in accordance with the Creative Commons Attribution Non Commercial (CC BY-NC 4.0) license, which permits others to distribute, remix, adapt, build upon this work non-commercially, and license their derivative works on different terms, provided the original work is properly cited, appropriate credit is given, any changes made indicated, and the use is non-commercial. See: <http://creativecommons.org/licenses/by-nc/4.0/>.

ORCID iDs

Eric Soule <http://orcid.org/0000-0003-2740-5633>

Scott McIntosh <http://orcid.org/0000-0002-5776-9617>

Jennifer B Unger <http://orcid.org/0000-0001-9064-6603>

REFERENCES

- 1 U.S. Department of Health and Human Services. *Smoking and health: report of the Advisory Committee to the surgeon General of the public health service*. Washington: U.S. Department of Health, Education, and Welfare, Public Health Service, Center for Disease Control, 1964.
- 2 Creamer MR, Wang TW, Babb S, et al. Tobacco product use and cessation indicators among adults - United States, 2018. *MMWR Morb Mortal Wkly Rep* 2019;68:1013-9.
- 3 Wellman RJ, Savageau JA, Godiwala S, et al. A comparison of the hooked on nicotine checklist and the Fagerström test for nicotine dependence in adult smokers. *Nicotine Tob Res* 2006;8:575-80.
- 4 Inoue-Choi M, Liao LM, Reyes-Guzman C, et al. Association of long-term, low-intensity smoking with all-cause and cause-specific mortality in the National Institutes of Health-AARP diet and health study. *JAMA Intern Med* 2017;177:87-95.
- 5 Inoue-Choi M, Christensen CH, Rostron BL, et al. Dose-response association of low-intensity and Nondaily smoking with mortality in the United States. *JAMA Netw Open* 2020;3:e206436.
- 6 Jarvis MJ, Giovino GA, O'Connor RJ, et al. Variation in nicotine intake among U.S. cigarette smokers during the past 25 years: evidence from NHANES surveys. *Nicotine Tob Res* 2014;16:1620-8.
- 7 Kozlowski LT, Mehta NY, Sweeney CT, et al. Filter ventilation and nicotine content of tobacco in cigarettes from Canada, the United Kingdom, and the United States. *Tob Control* 1998;7:369-75.
- 8 Agaku IT, King BA, Husten CG, et al. Tobacco product use among adults--United States, 2012-2013. *MMWR Morb Mortal Wkly Rep* 2014;63:542-7.
- 9 Wang TW, Asman K, Gentzke AS, et al. Tobacco product use among adults - United States, 2017. *MMWR Morb Mortal Wkly Rep* 2018;67:1225-32.
- 10 Kasza KA, Ambrose BK, Conway KP, et al. Tobacco-product use by adults and youths in the United States in 2013 and 2014. *N Engl J Med* 2017;376:342-53.
- 11 Phillips E, Wang TW, Husten CG, et al. Tobacco product use among adults - United States, 2015. *MMWR Morb Mortal Wkly Rep* 2017;66:1209-15.
- 12 Arrazola RA, Singh T, Corey CG, et al. Tobacco use among middle and high school students - United States, 2011-2014. *MMWR Morb Mortal Wkly Rep* 2015;64:381-5.
- 13 Singh T, Arrazola RA, Corey CG, et al. Tobacco use among middle and high school students--United States, 2011-2015. *MMWR Morb Mortal Wkly Rep* 2016;65:361-7.
- 14 Jamal A, Gentzke A, Hu SS, et al. Tobacco use among middle and high school students - United States, 2011-2016. *MMWR Morb Mortal Wkly Rep* 2017;66:597-603.
- 15 Dai H, Leventhal AM. Prevalence of e-cigarette use among adults in the United States, 2014-2018. *JAMA* 2019. doi:10.1001/jama.2019.15331. [Epub ahead of print: 16 Sep 2019].
- 16 Gentzke AS, Creamer M, Cullen KA, et al. Vital signs: tobacco product use among middle and high school students - united States, 2011-2018. *MMWR Morb Mortal Wkly Rep* 2019;68:157-64.
- 17 Cullen KA, Gentzke AS, Sawdey MD, et al. E-Cigarette use among youth in the United States, 2019. *JAMA* 2019. doi:10.1001/jama.2019.18387. [Epub ahead of print: 05 Nov 2019].
- 18 Weaver SR, Kim H, Glasser AM, et al. Establishing consensus on survey measures for electronic nicotine and non-nicotine delivery system use: current challenges and considerations for researchers. *Addict Behav* 2018;79:203-12.
- 19 CASEL ENDS Measures Subcommittee. *Recommendations for ends core measures for TCORS studies*. Rockville, MD: Westat, 2020.
- 20 Benowitz NL, Fraiman JB. Cardiovascular effects of electronic cigarettes. *Nat Rev Cardiol* 2017;14:447-56.
- 21 WHO. The scientific basis of tobacco product regulation: second report of a who Study Group. the fourth meeting on a World Health Organization Study Group on Tobacco Product Regulation; 25 - 27 July, Stanford University, California, 2007.
- 22 Truth Initiative. 6 important facts about JUUL. Available: <https://truthinitiative.org/research-resources/emerging-tobacco-products/6-important-facts-about-juul> [Accessed 30 Sep 2020].
- 23 Upstart LA. Company pulls back puff bar single-use vaping product after outcry. Los Angeles times, 2020. Available: <https://www.latimes.com/business/story/2020-02-20/vaping-loopole> [Accessed 12 Oct 2020].
- 24 Yingst J, Foulds J, Veldheer S, et al. Measurement of electronic cigarette frequency of use among smokers participating in a randomized controlled trial. *Nicotine Tob Res* 2020;22:699-704.
- 25 Spindle TR, Talih S, Hiler MM, et al. Effects of electronic cigarette liquid solvents propylene glycol and vegetable glycerin on user nicotine delivery, heart rate, subjective effects, and puff topography. *Drug Alcohol Depend* 2018;188:193-9.
- 26 Hiler M, Karaoghlanian N, Talih S, et al. Effects of electronic cigarette heating coil resistance and liquid nicotine concentration on user nicotine delivery, heart rate, subjective effects, puff topography, and liquid consumption. *Exp Clin Psychopharmacol* 2020;28:527-39.
- 27 Foulds J, Veldheer S, Yingst J, et al. Development of a questionnaire for assessing dependence on electronic cigarettes among a large sample of ex-smoking e-cigarette users. *Nicotine Tob Res* 2015;17:186-92.
- 28 Brandon KO, Simmons VN, Meltzer LR, et al. Vaping characteristics and expectancies are associated with smoking cessation propensity among dual users of combustible and electronic cigarettes. *Addiction* 2019;114:896-906.
- 29 Zimmermann MH, Richardson DL, Manderski MTB, et al. Relighting behaviour among cigarette smokers seeking treatment: implications for tobacco treatment and policy. *Int J Clin Pract* 2014;68:1358-63.
- 30 Allen SI, Wasserman E, Veldheer S, et al. Characteristics of adult cigarette smokers who "relight" and the effects of exposure to tobacco smoke constituents. *Nicotine Tob Res* 2019;21:1206-12.
- 31 Morean ME, Krishnan-Sarin S, Sussman S, et al. Psychometric evaluation of the Patient-Reported Outcomes Measurement Information System (PROMIS) Nicotine Dependence Item Bank for use with electronic cigarettes. *Nicotine Tob Res* 2020;22:2123.

- 32 Kim H, Davis AH, Dohack JL, *et al.* E-Cigarettes use behavior and experience of adults: qualitative research findings to inform e-cigarette use measure development. *Nicotine Tob Res* 2017;19:190–6.
- 33 Baweja R, Curci KM, Yingst J, *et al.* Views of experienced electronic cigarette users. *Addict Res Theory* 2016;24:80–8.
- 34 Breland A, Soule E, Lopez A, *et al.* Electronic cigarettes: what are they and what do they do? *Ann N Y Acad Sci* 2017;1394:5–30.
- 35 Wagener TL, Floyd EL, Stepanov I, *et al.* Have combustible cigarettes Met their match? the nicotine delivery profiles and harmful constituent exposures of second-generation and third-generation electronic cigarette users. *Tob Control* 2017;26:e23–8.
- 36 United States Department of Health and Human Services. *Population assessment of tobacco and health (PATH) study [United States] public-use files*. Ann Arbor, MI: Inter-university Consortium for Political and Social Research, 2017.
- 37 Raymond BH, Collette-Merrill K, Harrison RG, *et al.* The nicotine content of a sample of e-cigarette liquid manufactured in the United States. *J Addict Med* 2018;12:127–31.
- 38 Taylor A, Dunn K, Turfus S. A review of nicotine-containing electronic cigarettes-Trends in use, effects, contents, labelling accuracy and detection methods. *Drug Test Anal* 2021;13:242–60.
- 39 Rudy AK, Leventhal AM, Goldenson NI, *et al.* Assessing electronic cigarette effects and regulatory impact: challenges with user self-reported device power. *Drug Alcohol Depend* 2017;179:337–40.
- 40 Morean ME, Bold KW, Kong G, *et al.* Adolescents' awareness of the nicotine strength and e-cigarette status of JUUL e-cigarettes. *Drug Alcohol Depend* 2019;204:107512.
- 41 Lopez AA, Hiler MM, Soule EK, *et al.* Effects of electronic cigarette liquid nicotine concentration on plasma nicotine and puff topography in tobacco cigarette smokers: a preliminary report. *Nicotine Tob Res* 2016;18:720–3.
- 42 Ramôa CP, Hiler MM, Spindle TR, *et al.* Electronic cigarette nicotine delivery can exceed that of combustible cigarettes: a preliminary report. *Tob Control* 2016;25:e6–9.
- 43 Hiler M, Breland A, Spindle T, *et al.* Electronic cigarette user plasma nicotine concentration, puff topography, heart rate, and subjective effects: influence of liquid nicotine concentration and user experience. *Exp Clin Psychopharmacol* 2017;25:380–92.
- 44 Soule EK, Maloney SF, Guy MC, *et al.* User-identified electronic cigarette behavioral strategies and device characteristics for cigarette smoking reduction. *Addict Behav* 2018;79:93–101.
- 45 DeVito EE, Krishnan-Sarin S. E-cigarettes: impact of E-Liquid components and device characteristics on nicotine exposure. *Curr Neuropharmacol* 2018;16:438–59.
- 46 Talih S, Balhas Z, Eissenberg T, *et al.* Effects of user puff topography, device voltage, and liquid nicotine concentration on electronic cigarette nicotine yield: measurements and model predictions. *Nicotine Tob Res* 2015;17:150–7.
- 47 Blank MD, Breland AB, Cobb CO, *et al.* Clinical laboratory evaluation of electronic cigarettes: methodological challenges. *Tob Regul Sci* 2016;2:426–39.
- 48 Legislation.gov.uk. *Directive 2014/40/EU of the European Parliament and of the Council of 3 April 2014 on the approximation of the laws, regulations and administrative provisions of the member states concerning the manufacture, presentation and sale of tobacco and related products and repealing directive 2001/37/EC with EEA relevance*, 2020.
- 49 El-Hellani A, Salman R, El-Hage R, *et al.* Nicotine and carbonyl emissions from popular electronic cigarette products: correlation to liquid composition and design characteristics. *Nicotine Tob Res* 2018;20:215–23.
- 50 Talih S, Salman R, El-Hage R, *et al.* Might limiting liquid nicotine concentration result in more toxic electronic cigarette aerosols? *Tob Control* 2021;30:348–50.
- 51 Kosmider L, Kimber CF, Kurek J, *et al.* Compensatory puffing with lower nicotine concentration E-liquids increases carbonyl exposure in e-cigarette aerosols. *Nicotine Tob Res* 2018;20:998–1003.
- 52 Dawkins L, Cox S, Goniewicz M, *et al.* 'Real-world' compensatory behaviour with low nicotine concentration e-liquid: subjective effects and nicotine, acrolein and formaldehyde exposure. *Addiction* 2018;113:1874–82.
- 53 Talih S, Salman R, El-Hage R, *et al.* Characteristics and toxicant emissions of JUUL electronic cigarettes. *Tob Control* 2019;28:678–80.
- 54 Talih S, Salman R, El-Hage R, *et al.* A comparison of the electrical characteristics, liquid composition, and toxicant emissions of JUUL USA and JUUL UK e-cigarettes. *Sci Rep* 2020;10:7322.
- 55 Talih S, Balhas Z, Salman R. A mathematical model to predict nicotine emissions from electronic cigarettes: model formulation and a multi-factor experimental investigation. *Aerosol Sci Tech* 2016;51:1–11.
- 56 Eissenberg T, Soule E, Shihadeh A, *et al.* 'Open-system' electronic cigarettes cannot be regulated effectively. *Tob Control* 2021;30:234–5.