







## Author's Reply

To the Editor,

We would like to thank the author(s) for their interest and valuable comments on our manuscript entitled "Prognostic significance of brain-derived neurotrophic factor (BDNF) levels in patients with heart failure and reduced left ventricular ejection fraction" (1). In the authors' letter to the editor, the authors mentioned that there are potential concerns regarding the usefulness of BDNF as a biomarker.

The main aim of our study (1) was to investigate the relationship between BDNF levels in patients with heart failure (HF) and reduced left ventricular ejection fraction (LVEF), considering death or rehospitalization due to HF. Several recent studies have shown the association of BDNF with cardiovascular diseases. The prognostic significance of BDNF has been demonstrated in patients with hypertension, HF, and coronary artery disease (CAD) (2, 3). Because antidepressant medications can affect BDNF levels, patients with a history of a psychiatric disorder, such as major depressive disorder, schizophrenic disorder, or organic brain disorders, were excluded from our study. Like other studies that investigated the relationship between BDNF and heart failure (3-5), we measured BDNF levels using ELISA. Since BDNF is released from many tissues, such as brain, heart, endothelial, and skeletal muscle (6), it is unknown which organ decreases BDNF levels in patients with HF the most. It is believed that the mean serum BDNF levels are 100-fold higher than plasma levels because of platelet degranulation during the coagulation process (7). Because the majority of circulating BDNF is stored in platelets, it has been shown in the literature that the amount of BDNF in serum is similar to that in washed platelet lysates (8). Reliable biomarkers for diagnosis, treatment follow-up, and prognosis remain an unmet medical requirement. There is a consensus that BDNF can be an important measurable biomarker. However, future studies are needed to provide the basis for obtaining optimal BDNF measurements suitable for future clinical trials using human serum.

 Hasan Ali Barman,  İrfan Şahin<sup>1</sup>,  Adem Atıcı<sup>2</sup>,  Eser Durmaz<sup>3</sup>,  
 Ece Yurtseven<sup>4</sup>,  Barış İkitimur<sup>3</sup>,  Ertuğrul Okuyan<sup>1</sup>,  
 İbrahim Keleş<sup>3</sup>

Department of Cardiology, Okmeydanı Training and Research Hospital; İstanbul-Turkey

<sup>1</sup>Department of Cardiology, Bağcılar Training and Research Hospital; İstanbul-Turkey

<sup>2</sup>Department of Cardiology, İstanbul Gaziosmanpaşa Taksim Training and Research Hospital; İstanbul-Turkey

<sup>3</sup>Department of Cardiology, Cerrahpaşa Faculty of Medicine, İstanbul University; İstanbul-Turkey

<sup>4</sup>Department of Cardiology, Faculty of Medicine, Koç University Hospital; İstanbul-Turkey

## References

1. Barman HA, Şahin I, Atıcı A, Durmaz E, Yurtseven E, Ikitimur B, et al. Prognostic significance of brain-derived neurotrophic factor levels in patients with heart failure and reduced left ventricular ejection fraction. *Anatol J Cardiol* 2019; 22: 309-16.
2. Manni L, Nikolova V, Vyagova D, Chaldakov GN, Aloe L. Reduced plasma levels of NGF and BDNF in patients with acute coronary syndromes. *Int J Cardiol* 2005; 102: 169-71.
3. Takashio S, Sugiyama S, Yamamuro M, Takahama H, Hayashi T, Sugano Y, et al. Significance of low plasma levels of brain-derived neurotrophic factor in patients with heart failure. *Am J Cardiol* 2015; 116: 243-9.
4. Fukushima A, Kinugawa S, Homma T, Masaki Y, Furihata T, Yokota T, et al. Serum brain-derived neurotrophic factor level predicts adverse clinical outcomes in patients with heart failure. *J Card Fail* 2015; 21: 300-6.
5. Kadowaki S, Shishido T, Honda Y, Narumi T, Otaki Y, Kinoshita D, et al. Additive clinical value of serum brain-derived neurotrophic factor for prediction of chronic heart failure outcome. *Heart Vessels* 2016; 31: 535-44.
6. Yamamoto H, Gurney ME. Human platelets contain brain-derived neurotrophic factor. *J Neurosci* 1990; 10: 3469-78.
7. Radka SF, Holst PA, Fritsche M, Altar CA. Presence of brain-derived neurotrophic factor in brain and human and rat but not mouse serum detected by a sensitive and specific immunoassay. *Brain Res* 1996; 709: 122-301.
8. Fujimura H, Altar CA, Chen R, Nakamura T, Nakahashi T, Kambayashi J, et al. Brain-derived neurotrophic factor is stored in human platelets and released by agonist stimulation. *Thromb Haemost* 2002; 87: 728-34.

**Address for Correspondence:** Dr. Hasan Ali Barman,  
Okmeydanı Eğitim ve Araştırma Hastanesi,  
Kardiyoloji Kliniği,  
Şişli, 34000  
İstanbul-*Türkiye*  
Phone: +90 506 326 19 25  
E-mail: drhasanali@hotmail.com  
©Copyright 2020 by Turkish Society of Cardiology - Available online  
at [www.anatoljcardiol.com](http://www.anatoljcardiol.com)

---