

Gold-Catalyzed 1,3-Thiazine Formation and Uncommon Tautomer Isolation

Guillermo Canudo-Barreras, Daniel Salvador, Raquel P. Herrera,* and M. Concepción Gimeno*



Cite This: *J. Org. Chem.* 2022, 87, 10747–10754



Read Online

ACCESS |



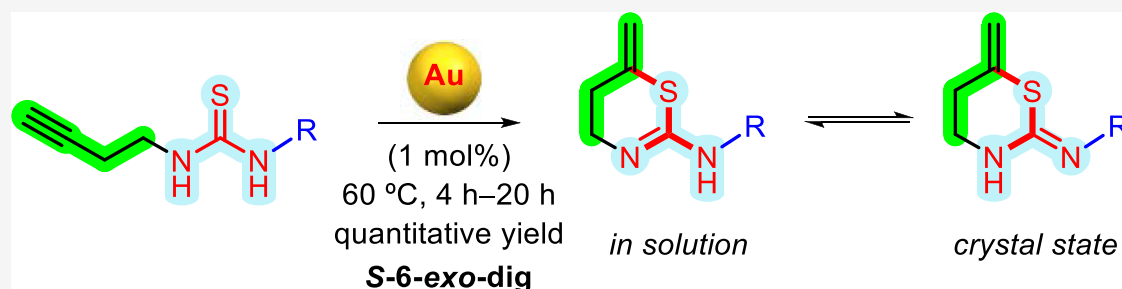
Metrics & More



Article Recommendations



Supporting Information



ABSTRACT: This work represents the first example of a gold-catalyzed formation of 1,3-thiazine/1,3-thiazinane by means of a catalytic approach and further uncommon isolation of the two tautomers. The developed protocol gives rise to a broad scope of 1,3-thiazine derivatives with excellent yields in short reaction times. Interestingly, different isomers could be obtained depending on the state of the compound, and in the crystal state the 1,3-thiazinane isomer is obtained, while in solution the 1,3-thiazine is the unique isomer. This work represents an interesting approach for the synthesis of potential biologically relevant molecules and a crucial precedent in tautomerism isolation and characterization.

INTRODUCTION

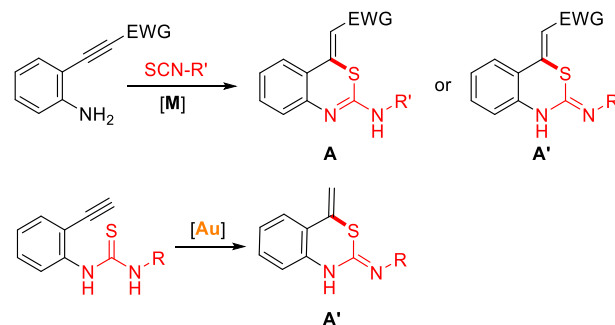
The development of new protocols for the efficient synthesis of heterocyclic compounds¹ has encouraged the efforts of chemists as a continuous challenging aim in the discovery of new strategies for diversity-oriented synthesis.² Thiazines are considered as a privileged structural core among the plethora of heterocyclic scaffolds, existing in three different isomers depending on the position of the nitrogen and the sulfur atom in the six-membered ring. These species are important due to their biological properties such as antifungal, anticonvulsant, antitubercular, antibacterial, antimicrobial, antitumor, insecticidal, fungicidal, herbicidal agents, tranquilizers, and various antiviral.³ Among these isomers, those focused on benzo-1,3-thiazines have received major attention because they are the structural core of many pharmaceutically active molecules.⁴ In contrast, 1,3-thiazines or 1,3-thiazinanes have been less explored.

Some methodologies have succeeded in synthesizing benzo-1,3-thiazines by a tandem cyclization mainly using superstoichiometric amounts of the promoter,⁵ and there are only scarce examples involving a metal catalyst in a tandem 6-*exo*-dig cyclization.⁶ The addition reaction of internal alkynylaniline derivatives substituted, with electron-withdrawing groups, to aryl isothiocyanates affords the benzothiazine derivatives usually as a mixture of the two isomers A and A'.^{5,6} Recently, we have reported on the synthesis of benzothiazines mediated by gold catalysis starting from thioureas containing terminal alkynyl

groups (Scheme 1). Interestingly, in our developed method, only tautomer A' was achieved.⁷

The importance of this family of compounds justifies the continuous search for developing novel synthetic approaches starting from simple and available substrates, as the known methodologies are limited in structural diversification. In

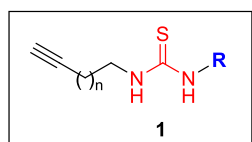
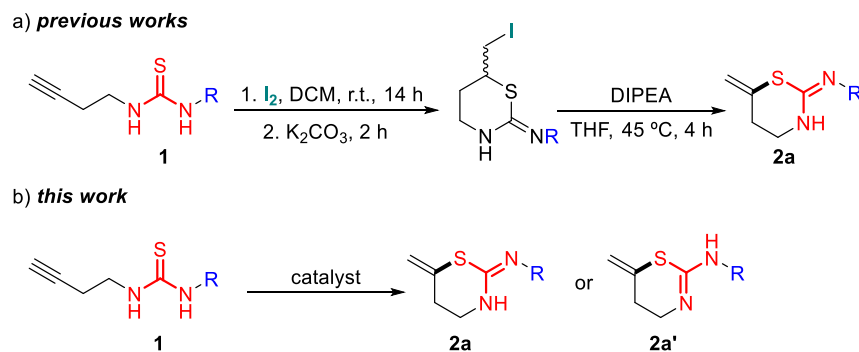
Scheme 1. Synthesis of Benzo-1,3-thiazines



Received: April 21, 2022

Published: August 9, 2022



Scheme 2. Use of Stoichiometric Amounts of I₂ in the Synthesis of 1,3-Thiazinanes and Our Hypothesis of Work

- | | |
|--|---|
| 1a : n = 1, R = Ph | 1j : n = 1, R = 3-Pyridyl |
| 1b : n = 1, R = 4-(F)C ₆ H ₄ | 1k : n = 1, R = 4-(Me)C ₆ H ₄ |
| 1c : n = 1, R = 3-(F)C ₆ H ₄ | 1l : n = 1, R = 4-(OMe)C ₆ H ₄ |
| 1d : n = 1, R = 4-(Cl)C ₆ H ₄ | 1m : n = 1, R = 1-Naphthyl |
| 1e : n = 1, R = 4-(Br)C ₆ H ₄ | 1n : n = 1, R = Benzyl |
| 1f : n = 1, R = 4-(CF ₃)C ₆ H ₄ | 1o : n = 1, R = CH ₂ CH ₂ Ph |
| 1g : n = 1, R = 3,5-(CF ₃) ₂ C ₆ H ₃ | 1p : n = 1, R = Cyclohexyl |
| 1h : n = 1, R = 4-(NO ₂)C ₆ H ₄ | 1q : n = 2, R = Ph |
| 1i : n = 1, R = 4-(CN)C ₆ H ₄ | |

Figure 1. Synthesized thioureas 1a-q.

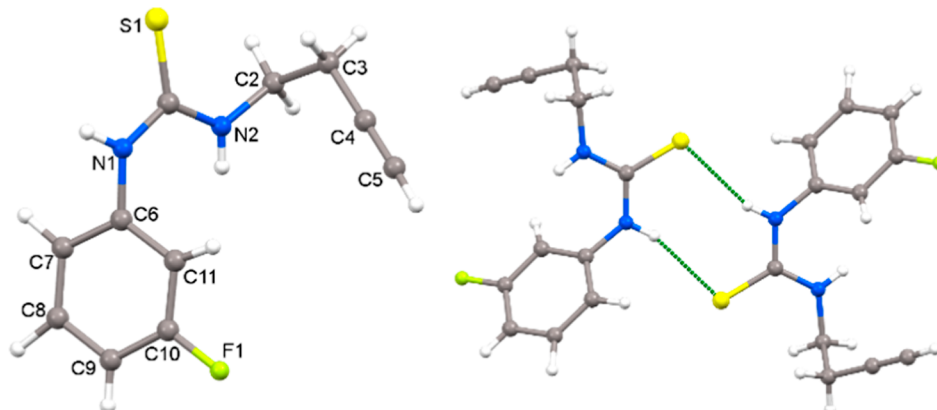


Figure 2. Crystal structure of thiourea 1c and formation of dimers through hydrogen bonding.

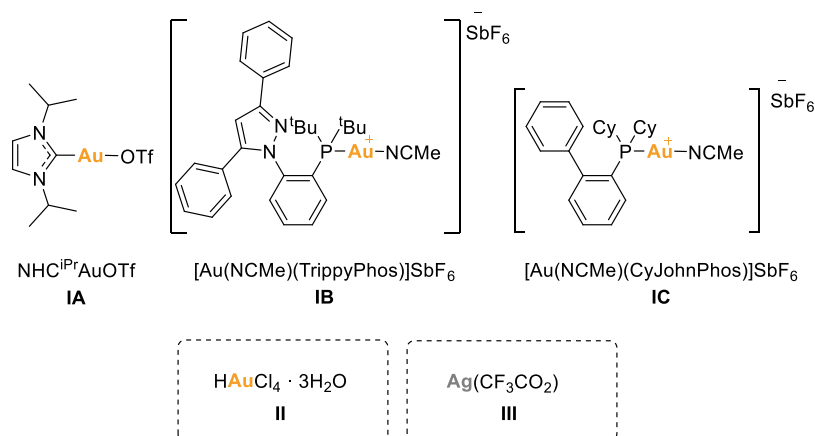
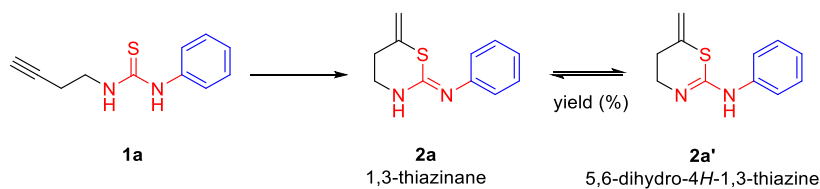


Figure 3. Catalysts tested in the model reaction.

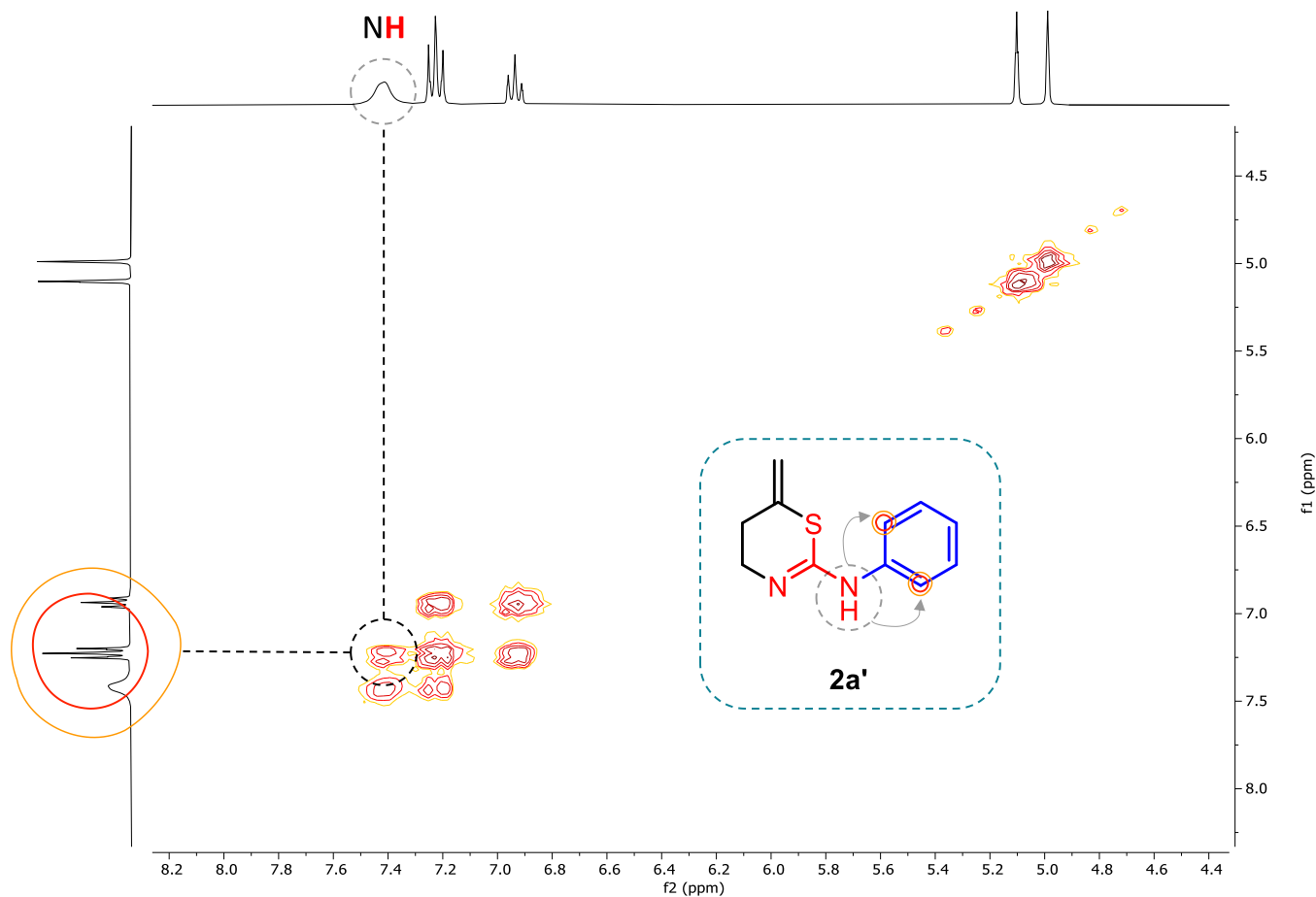
addition, the enhancement of catalysis makes this work a pioneering approach to obtain these uncommon species.

It should be noted that none of the previous catalytic works have succeeded to obtain 1,3-thiazines or 1,3-thiazinane monocycles starting from alkynylamines, instead of using

Table 1. Screening of the Reaction Conditions to Obtain 1,3-Thiazinane 2a or 1,3-Thiazine 2a'^a

entry	cat. (%)	solvent (mL)	temp. (°C)	time (h) ^b	yield (%) ^c
1	IA (5)	MeCN (0.5)	r.t.	47	n.d.
2	IA (5)	MeCN (0.5)	60	172	55
3	IB (3)	MeCN (0.5)	60	24	98
4	IB (3)	CH ₂ Cl ₂ (1)	60	4	92
5	IB (1)	MeCN (0.5)	60	5	91
6	IC (1)	MeCN (0.5)	60	5	99
7	II (5)	MeCN (0.5)	r.t.	47	n.d.
8	II (5)	MeCN (0.5)	60	22	48
9	II (3)	MeCN (0.5)	60	71	n.d.
10	II (1)	MeCN (0.5)	60	71	n.d.
11	II (5)	Toluene (0.5)	r.t.	22	n.d.
12	II (5)	Toluene (0.5)	60	26	n.d.
13	II (5)	THF (0.5)	r.t.	22	12
14	III (10)	MeCN (0.5)	60	45	82

^aReaction: to a solution of the catalyst (amount indicated) in the solvent indicated (0.5 mL), the corresponding thiourea **1a** (0.1 mmol) was added. The reaction mixture was left stirring at different temperatures and the course of the reaction is followed by TLC (*n*-hexane/ethyl acetate 5:5). The catalyst was removed from the reaction mixture by silica gel, and the product was evaporated under vacuum. 1,3-Thiazinane **2a** was obtained as a white solid. ^bTime until the TLC monitoring indicates either the full conversion of thiourea **1a** or no further progression of the reaction course. ^cIsolated yield by column chromatography.

Figure 4. COSY NMR (300 MHz, CD₃COCD₃) spectrum for compound **2a'**.

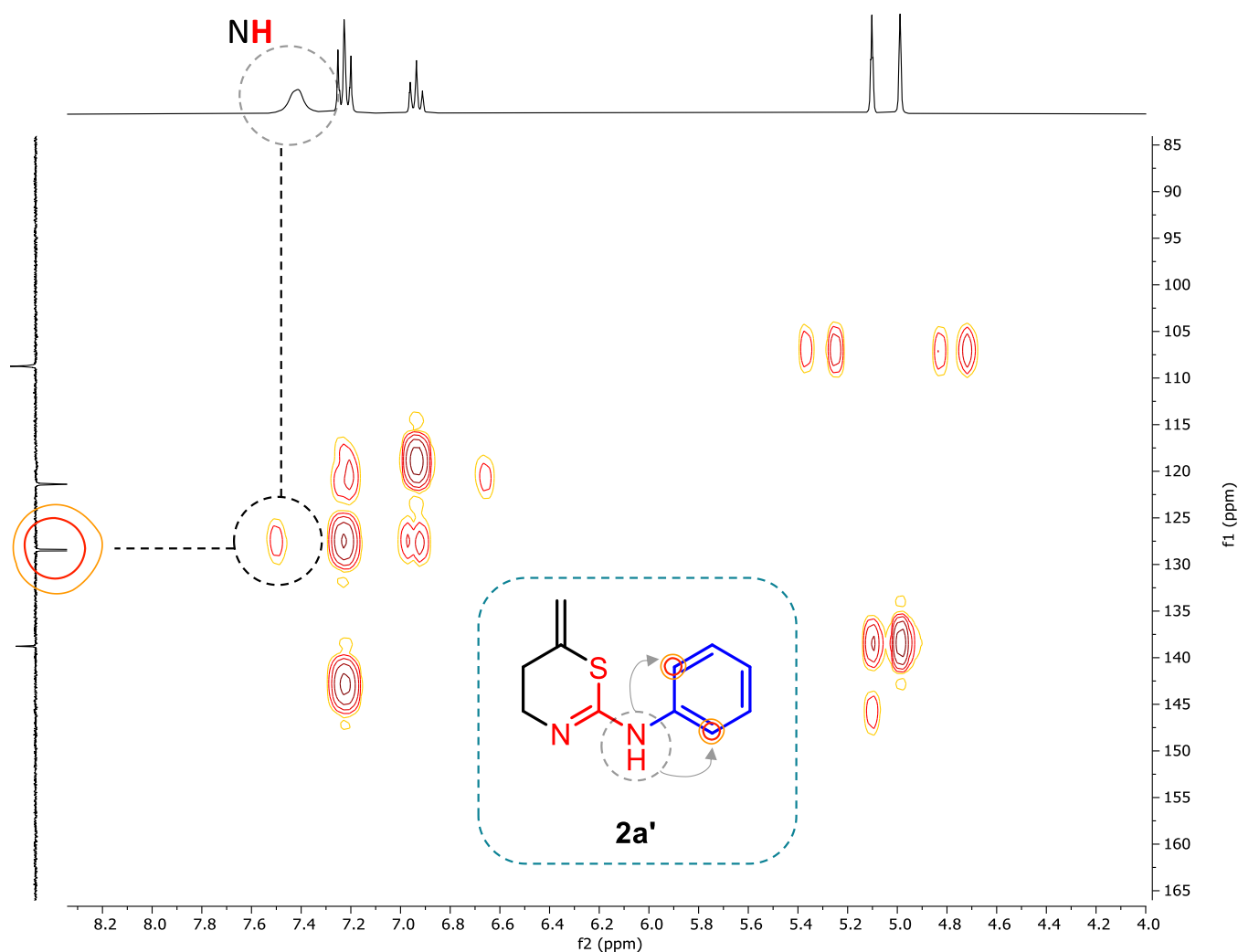


Figure 5. HMBC NMR (300 MHz, 75 MHz, CD_3COCD_3) spectrum for compound **2a'**.

alkynylanilines, and the only example reported in the literature uses stoichiometric amounts of I_2 following two reaction steps (Scheme 2a).⁸ Hence, based on our continue search for the discovery of new metal-catalyzed reactions, we have focused our investigation on the study of these interesting compounds by means of gold catalysts,⁹ and we have optimized the model process disclosed in Scheme 2b starting from butynyl thiourea derivatives.

RESULTS AND DISCUSSION

To test this idea, a battery of thioureas **1** was first synthesized with excellent yields (Figure 1 and see the Supporting Information).

The thioureas **1** have been characterized by NMR, and the structure of **1c** was confirmed by X-ray diffraction studies (Figure 2). The S1–C1 distance is 1.6917(18) Å, while the C–N distances are N1–C1 1.347(2) and N2–C1 1.339(2) Å, which are those expected for thiourea compounds. The presence of hydrogen bonds between the sulfur atom and the NH groups of adjacent molecules is also observed.¹⁰

In order to study the catalytic cyclization of these thioureas, some metal catalysts (Figure 3) and conditions were tested in the model reaction disclosed in Table 1. Several phosphine and N-heterocyclic carbene gold compounds, together with the most

common salts such as chloroauric acid or silver trifluoroacetate, were chosen.

From all the combinations and parameters evaluated (catalysts, temperature, solvent, and catalytic concentration), it can be deduced that the best conditions are achieved with catalysts **IB** and **IC**, obtaining the highest yields (up to 99% for catalyst **IC**) after 5 h of reaction and using a catalyst loading of 1 mol % (in 0.5 mL of MeCN and at 60 °C) (entries 5 and 6, Table 1). Although catalyst **IB** offers similar yields and reaction times for the same catalyst loading and temperature than **IC**, the latter is chosen due to the lower synthetic complexity and availability of the phosphine. Additionally, we have also performed a proof testing the catalyst $[\text{Au}(\text{NCMe})(\text{JohnPhos})]\text{SbF}_6$, bearing the analogous JohnPhos phosphine, under the best reaction conditions and we were able to get the same excellent results in the model reaction (5 h, 99%). In contrast, the Au(III) catalyst **II** (entry 8, Table 1) and the Ag(I) catalyst **III** (entry 14, Table 1), despite being capable of catalyzing the cyclization of thiourea, required higher catalytic loads—5 and 10 mol %, respectively—and longer reaction times—22 and 45 h—without achieving complete conversions. The screening of solvent afforded MeCN as the best choice, maybe due to the presence of a molecule of MeCN in the catalyst, and therefore, the necessity of an interchange between this solvent and the ligand in the catalytic cycle.

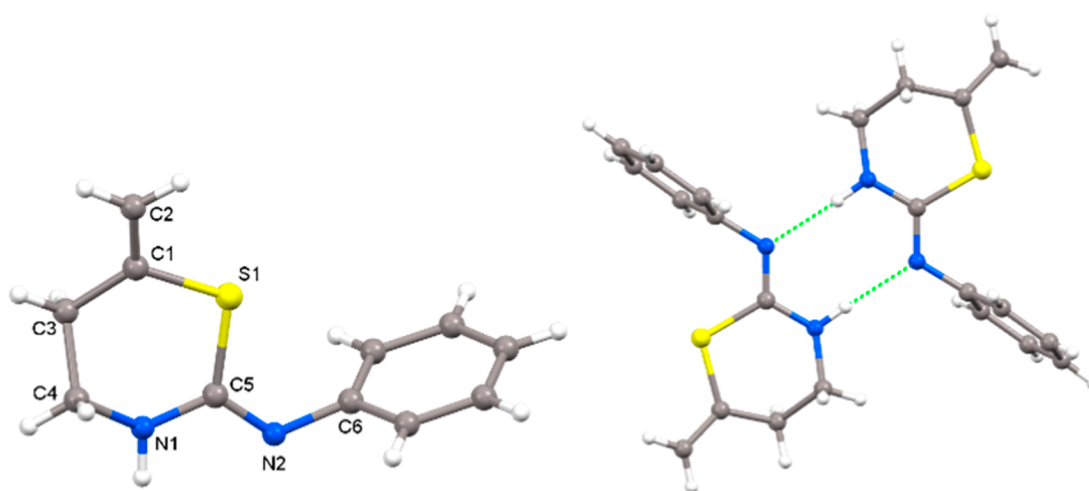


Figure 6. Crystal structure of 1,3-thiazinane **2a** and association through hydrogen bonding.

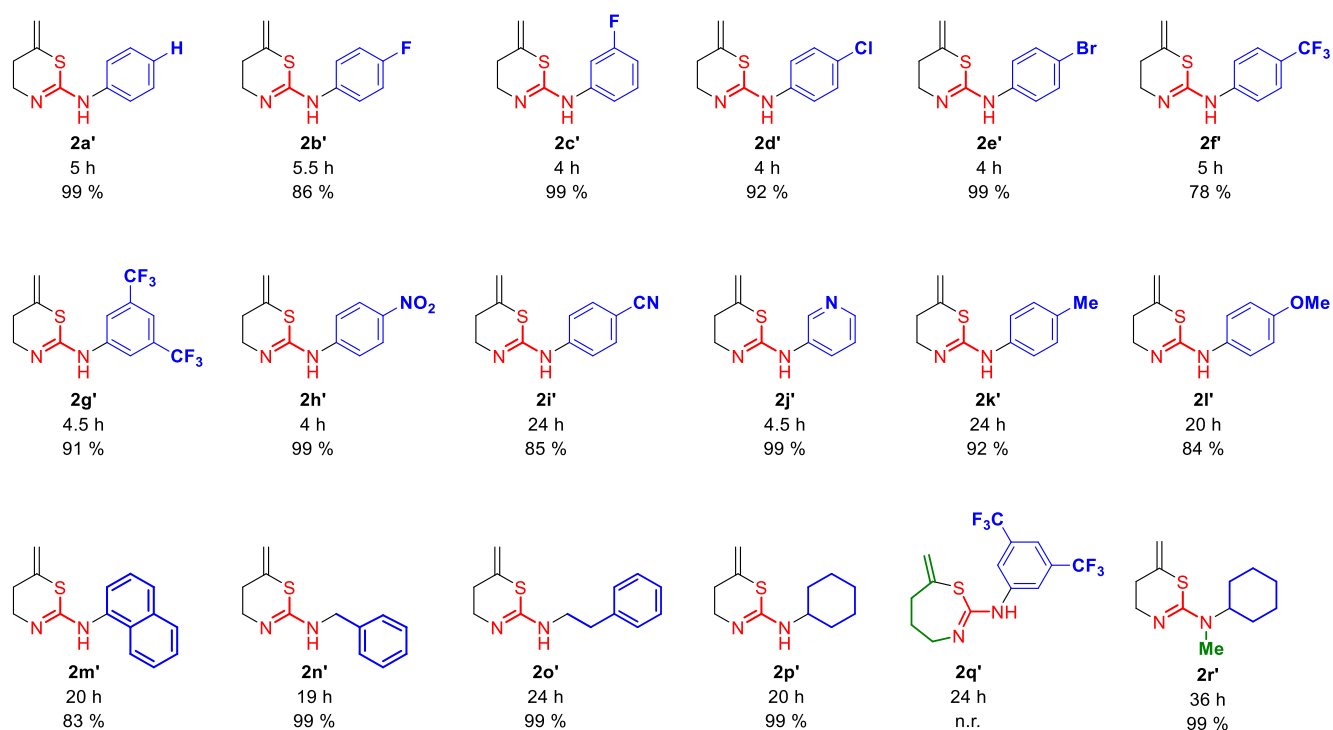


Figure 7. Synthesis of tautomers **2a'**–**p'** characterized in solution. N.r.: no reaction observed.

Since an equilibrium exists between the tautomers **2a** (1,3-thiazinane) and **2a'** (5,6-dihydro-4*H*-1,3-thiazine), the first thing was to determine the species obtained in this procedure since surprisingly this important aspect has been overlooked in other published works. Because of the lack of literature about these compounds, multiple NMR experiments were carried out to elucidate the structure. The most indicative experiments were the COSY (Figure 4) and HMBC spectra (Figure 5).

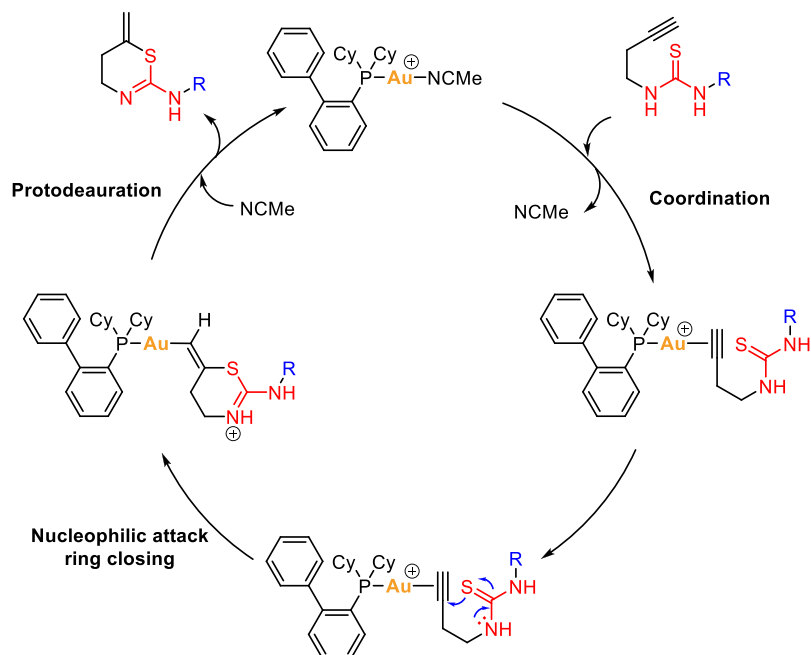
If the 1,3-thiazinane **2a** were formed in solution, coupling between the CH₂ and the NH within the ring would be expected. However, the coupling was only observed between the NH outside and aromatic protons for some of the final 1,3-thiazines **2'** (Figure 4) (see additional COSY spectra in the Supporting Information for more examples), but not with the CH₂ of the ring. Therefore, it was assumed that NH is outside the cycle (as in **2a'** where at high concentration and long acquisition times for

these experiments, we were able to find this key interaction). Moreover, in the HMBC spectra, coupling between the NH and aromatic C is also observed supporting the tautomer obtained (Figure 5). Therefore, in solution we can unambiguously conclude that we obtain **2a'** (5,6-dihydro-4*H*-1,3-thiazine) as the only product.

Interestingly, although the NMR data point toward the commented tautomer, a single crystal was grown from compound **2a**, and the structure was elucidated by X-ray diffraction studies (Figure 6).

Surprisingly, the crystal structure obtained highlights the presence of the NH group within the ring and the N=C outside the ring; in sharp contrast to that apparently observed in solution. Compound **2a** crystallizes with two independent molecules. Inside the ring, the N1–C distances are 1.451(4) and 1.348(3) Å, which although are dissimilar highlight the presence

Scheme 3. Gold-Catalyzed Formation of 5,6-Dihydro-4H-1,3-thiazines 2'



of the thiazinane moiety. The C5–N2 bond length is 1.285(3) Å, indicating the presence of the imine bond. The molecules associate in dimers through N–H...N hydrogen bonds of 2.012 Å.

This interesting phenomenon could be explained if the energetic difference between the crystalline packing of the solid state and the solvated state could be enough to stabilize one tautomer against the other in solution, giving rise to a different result when crystallizing in a certain solvent.¹¹ It is worth mentioning that both tautomers have been isolated against the normal situation where even if the individual tautomers are isolated in the crystal state, in solution, they always exist as a mixture. Therefore, it is proposed that a tautomeric equilibrium can be modulated by inducing a phase change in the system, tuning some conditions of the medium. On the other hand, it could be appreciated that the equilibrium in solution between both tautomers is slow enough to analyze one of them. In this case, it seems that the crystal packing is favored for one of the tautomers, while the other is predominant in solution. The possibility to have two different building blocks in two distinct aggregation states or phases starting from the same single compound, may lead to the opportunity to work with each one separately to achieve a divergent synthetic step.

With the best reaction conditions in hand, we explored the scope of this approach for thioureas **1a–q**. In Figure 7, we represent the tautomers **2'** obtained and characterized for each product as found in solution.

In all cases, excellent yields were obtained after short reaction times. Only, thioureas **1k–p** required longer reaction times than those with electron-withdrawing groups in the aromatic ring. However, the final products **2k'–p'** were also obtained with excellent yield. Thiourea **1i**, with a nitrile group, also required longer reaction times in contrast to the other activated substrates, but the final thiazine **2i'** was obtained with very good yields. As a limitation of this protocol, the reaction was set up to obtain **2q'**, a seven-membered ring. However, the reaction was unsuccessful under the same conditions. Interestingly, we tried to methylate **2p'** with MeI, and the final *N*-methyl-1,3-

thiazine **2r'** was obtained with quantitative yield in a very clean reaction. Additionally, to prove the utility of this catalytic procedure, a scaled-up example has been performed. In this case, the procedure was conducted with 1 mmol of **1a** giving **2a'** in 83% (169.6 mg), although with longer reaction times (24 h). On the basis of the experimental results and in the chemistry of gold, we propose a plausible mechanism explaining the final products obtained (Scheme 3).

After coordination of thiourea **1** to the gold center of the catalyst, an intramolecular nucleophilic attack of the sulfur atom over the triple bond would give rise to the cyclization of the product. Final protodeauration would produce the final thiazine derivative and release of the catalyst to initiate the catalytic cycle again.

CONCLUSIONS

In summary, we have shown the first example of a gold-catalyzed formation of 1,3-thiazine/1,3-thiazinane derivatives starting from a family of thiourea derivatives containing the butynyl moiety. The developed protocol gives rise to a broad scope of 1,3-thiazine derivatives with excellent yields in short reaction times and with low catalyst loading. The scope of this methodology may allow a great structural diversification, on one side using functionalized butynyl amines and on the other side modulated by the substituents of the isothiocyanate compounds. Although at this point the pentynyl amine derivative has not worked under the best reaction conditions, this opens the possibility of further studies to obtain new seven-membered ring scaffolds. Interestingly, the two different tautomers were identified depending on the state of the compound, and in the crystal state, the 1,3-thiazinane isomer was obtained, while in solution, the 1,3-thiazine was the unique isomer. This work represents an interesting procedure for the synthesis of potential biologically relevant molecules and an important precedent in tautomerism isolation and characterization.

■ ASSOCIATED CONTENT

SI Supporting Information

The Supporting Information is available free of charge at <https://pubs.acs.org/doi/10.1021/acs.joc.2c00947>.

General experimental methods and instrumentation, general procedure for the synthesis of thioureas **1a–g**, general procedure for the synthesis of 1,3-thiazines **2a'–p'** and **2r'**, synthesis of catalyst [Au(NCMe)-(CyJohnPhos)]SbF₆ (**1C**), and ¹H, ¹³C{¹H}-APT, COSY, HSQC, and HMBC NMR spectra (PDF)

Accession Codes

CCDC 2158003 (**1c**) and 2158004 (**2a**) contain the supplementary crystallographic data for this paper. These data can be obtained free of charge via www.ccdc.cam.ac.uk/data_request/cif, or by emailing data_request@ccdc.cam.ac.uk, or by contacting The Cambridge Crystallographic Data Centre, 12 Union Road, Cambridge CB2 1EZ, UK; fax: +44 1223 336033.

■ AUTHOR INFORMATION

Corresponding Authors

Raquel P. Herrera – *Laboratorio de Organocatálisis Asimétrica, Departamento de Química Orgánica, Instituto de Síntesis Química y Catálisis Homogénea (ISQCH) CSIC-Universidad de Zaragoza, 50009 Zaragoza, Spain;* orcid.org/0000-0002-5244-9569; Email: raquelph@unizar.es

M. Concepción Gimeno – *Departamento de Química Inorgánica, Instituto de Síntesis Química y Catálisis Homogénea (ISQCH) CSIC-Universidad de Zaragoza, 50009 Zaragoza, Spain;* orcid.org/0000-0003-0553-0695; Email: gimeno@unizar.es

Authors

Guillermo Canudo-Barreras – *Laboratorio de Organocatálisis Asimétrica, Departamento de Química Orgánica and Departamento de Química Inorgánica, Instituto de Síntesis Química y Catálisis Homogénea (ISQCH) CSIC-Universidad de Zaragoza, 50009 Zaragoza, Spain;* orcid.org/0000-0002-1949-9185

Daniel Salvador – *Departamento de Química Inorgánica, Instituto de Síntesis Química y Catálisis Homogénea (ISQCH) CSIC-Universidad de Zaragoza, 50009 Zaragoza, Spain;* orcid.org/0000-0001-8364-3703

Complete contact information is available at: <https://pubs.acs.org/doi/10.1021/acs.joc.2c00947>

Author Contributions

The manuscript was written through contributions of all authors. All authors have given approval to the final version of the manuscript.

Notes

The authors declare no competing financial interest.

■ ACKNOWLEDGMENTS

The authors thank Agencia Estatal de Investigación (AEI), projects PID2019-104379RB-C21/AEI/10.13039/501100011033 and PID2020-117455GB-I00/MCIN/AEI/10.13039/501100011033, and Gobierno—Fondo Social Europeo (Research Group E07_20R). The authors thank

Stephany Zárate-Roldán and Sandra Ardevines for experimental support during the revision of the manuscript.

■ REFERENCES

- (1) *Heterocyclic Chemistry*; Joule, J. A., Mills, K., Eds.; 5th ed.; Wiley-Blackwell, 2010.
- (2) (a) Schreiber, S. L. Target-Oriented and Diversity-Oriented Organic Synthesis in Drug Discovery. *Science* **2000**, *287*, 1964–1969. (b) Burke, M. D.; Schreiber, S. L. A Planning Strategy for Diversity-Oriented Synthesis. *Angew. Chem., Int. Ed.* **2004**, *43*, 46–58. (c) Schreiber, S. L. Molecular diversity by design. *Nature* **2009**, *457*, 153–154.
- (3) (a) Al-Khamees, H. A.; Bayomi, S. M.; Kandil, H. A.; El-Tahir, K. E. H. Synthesis and pharmacological screening of a new series of 3-(4-antipyril)-2-arylthiazolidin-4-ones. *Eur. J. Med. Chem.* **1990**, *25*, 103–106. (b) Matysiak, J. Synthesis, antiproliferative and antifungal activities of some 2-(2,4-dihydroxyphenyl)-4H-3,1-benzothiazines. *Bioorg. Med. Chem.* **2006**, *14*, 2613–2619. (c) Simerpreet; Damanjit, C. S. Synthesis and Biological Evaluation of 1,3-Thiazines-A review. *Pharmacophore* **2013**, *4*, 70–88. (d) Girly, V.; Baldwin, M. V.; Jini, J.; Meena, C.; Bhat, A. R.; Kumar, K. K. A review on biological activities of thiazine derivatives. *Int. J. Pharm. Chem. Sci.* **2014**, *3*, 341–348. (e) Badshah, S. L.; Naeem, A. Bioactive Thiazine and Benzothiazine Derivatives: Green Synthesis Methods and Their Medicinal Importance. *Molecules* **2016**, *21*, 1054. (f) Choudhary, S.; Silakari, O.; Singh, P. K. Key Updates on the Chemistry and Biological Roles of Thiazine Scaffold: A Review. *Mimi-Rev. Med. Chem.* **2018**, *18*, 1452–1478.
- (4) (a) Fathalla, W. M.; Pazdera, P. Synthesis of Heterocyclic Skeletons by the Reaction of N1-(2-Cyanophenyl)-benzimidoyl Chloride with Thioamides. *Molecules* **2002**, *7*, 96–103. (b) Fernandes, M. A.; Reid, D. H. Synthesis of 3,1-Benzothiazines by Cyclisation of 2-Thioformylaminodiphenylacetylenes. *Synlett* **2003**, 2231–2233. (c) Abaev, V. T.; Tsiunchik, F. A.; Gutnov, A. V.; Butin, A. V. Aromatic ring transfer—a new synthesis of 2,4-diaryl-4H-3,1-benzothiazines. *Tetrahedron Lett.* **2006**, *47*, 4029–4032. (d) Ding, Q.; Lin, Y.; Ding, G.; Liao, F.; Sang, X.; Peng, Y.-Y. New simple synthesis of ring-fused 4-alkyl-4H-3,1-benzothiazine-2-thiones: Direct formation from carbon disulfide and (E)-3-(2-aminoaryl)acrylates or (E)-3-(2-aminoaryl)acrylonitriles. *Beilstein J. Org. Chem.* **2013**, *9*, 460–466. (e) Wolff, B.; Jänsch, N.; Sugiarto, W. O.; Frühschulz, S.; Lang, M.; Altintas, R.; Oehme, L.; Meyer-Almes, E.-J. Synthesis and structure activity relationship of 1, 3-benzo-thiazine-2- thiones as selective HDAC8 inhibitors. *Eur. J. Med. Chem.* **2019**, *184*, 111756. (f) Li, J.; Fan, X.; Deng, J.; Liang, Y.; Ma, S.; Lu, Y.; Zhang, J.; Shi, T.; Tan, W.; Wang, Z. Design and synthesis of 1,3-benzothiazinone derivatives as potential anti-inflammatory agents. *Bioorg. Med. Chem.* **2020**, *28*, 115526.
- (5) (a) Schmittl, M.; Mahajan, A.; Steffen, J.-P. A New Facile Synthesis of exo-Methylene 3,1-Benzothiazines. *Synthesis* **2004**, 415–418, DOI: 10.1055/s-2004-815935. (b) Gimbert, C.; Vallribera, A. A Straightforward Synthesis of Benzothiazines. *Org. Lett.* **2009**, *11*, 269–271. (c) Butin, A. V.; Tsiunchik, F. A.; Abaev, V. T.; Gutnov, A. V.; Cheshkov, D. A. Aryl ring migration reaction in the synthesis of 2,4-diaryl-4H-3,1-benzothiazines. *Synthesis* **2009**, 2616–2626, DOI: 10.1055/s-0029-1217399. (d) Ding, Q.; Cao, B.; Zong, Z.; Peng, Y. Silica Gel-Promoted Tandem Addition-Cyclization Reactions of 2-Alkynylbenzenamines with Isothiocyanates. *J. Comb. Chem.* **2010**, *12*, 370–373. (e) Ding, Q.; Liu, X.; Yu, J.; Zhang, Q.; Wang, D.; Cao, B.; Peng, Y. Access to functionalized 4-benzylidene-4H-benzo[d][1,3]-thiazines via tandem addition-cyclization/cross-coupling reactions. *Tetrahedron* **2012**, *68*, 3937–3941.
- (6) For the scarce examples, see: (a) Ding, Q.; Wu, J. A Facile Route to 2,4-Dihydro-1H-benzo[d][1,3]thiazines via Silver-Catalyzed Tandem Addition-Cyclization Reactions. *J. Comb. Chem.* **2008**, *10*, 541–545. (b) Tang, R.-Y.; Luo, P.-S.; Zhang, X.-G.; Zhong, P.; Li, J.-H. Silver-Catalyzed Tandem Ammonolysis–Cyclization of 2-Alkynylbenzenamines with Tetraalkylthiuram Disulfides to 4-Methylene-4H-benzo[d][1,3]thiazin-2-amines. *Synlett* **2010**, 1345–1350. (c) Kaname, M.; Sashida, H. Tandem addition–cyclization of *o*-ethynylphenyl isothiocyanates with N nucleophiles; difference of cyclization mode

between primary and secondary amines. *Tetrahedron Lett.* **2012**, *53*, 748–751. (d) Hao, W.; Zeng, J.; Cai, M. The copper(I)-catalyzed tandem reaction of *o*-alkynylphenyl isothiocyanates with isocyanides: a rapid synthesis of 5*H*-benzo[*d*]imidazo-[5,1-*b*][1,3]thiazines. *Chem. Commun.* **2014**, *50*, 11686–11689.

(7) Salvador, D.; Gimeno, M. C. From Thioureas to Thioquinolines through Isolated Benzothiazines by Gold Catalysis. *Chem.—Eur. J.* **2021**, *27*, 18029–18032.

(8) For the use of stoichiometric amounts of I₂ giving rise to the same thiazine, see: (a) Kuznetsov, N. Y.; Tikhov, R. M.; Strelkova, T. V.; Bubnov, Y. N.; Lyssenko, K. A. Synthesis of 6-amino-2,3-dihydropyridine-4-thiones via novel efficient thioenolate-carbodiimide rearrangement. *Tetrahedron Lett.* **2016**, *57*, 4525–4528. For the use of stoichiometric amounts of I₂ and starting from different reagents in a totally different reaction, see: (b) Saini, K.; Saunthwal, R. K.; Kumar, S.; Verma, A. K. On water: iodine-mediated direct construction of 1,3-benzothiazines from *ortho*-alkynylanilines by regioselective 6-*exo-dig* cyclization. *Org. Biomol. Chem.* **2019**, *17*, 2657–2662. For a catalytic procedure giving rise to different products, see also: (c) Jiang, Y.; Wei, Y.; Tang, X.-Y.; Shi, M. Gold(I)-Catalyzed Selective Heterocyclization of Propargylic Thioureas: Mechanistic Study of Competitive Gold-Activation Mode. *Chem. Eur. J.* **2015**, *21*, 7675–7681.

(9) (a) Hashmi, S. K.; Schäfer, S.; Wölfe, M.; Diez Gil, C.; Fischer, P.; Laguna, A.; Blanco, M. C.; Gimeno, M. C. Gold-Catalyzed Benzylic C-H Activation at Room Temperature. *Angew. Chem., Int. Ed.* **2007**, *46*, 6184–6187. (b) Montanel-Pérez, S.; Herrera, R. P.; Laguna, A.; Villacampa, M. D.; Gimeno, M. C. The fluxional amine gold(III) complex as an excellent catalyst and precursor of biologically active acyclic carbenes. *Dalton Trans.* **2015**, *44*, 9052–9062. (c) Visbal, R.; Laguna, A.; Gimeno, M. C. Highly Efficient Catalysis of Retro-Claisen Reactions: From a Quinone Derivative to Functionalized Imidazolium Salts. *Chem. Eur. J.* **2016**, *22*, 4189–4195. (d) Aliaga-Lavrijsen, M.; Herrera, R. P.; Villacampa, M. D.; Gimeno, M. C. Efficient Gold(I) Acyclic Diaminocarbenes for the Synthesis of Propargylamines and Indolizines. *ACS Omega* **2018**, *3*, 9805–9813. (e) Visbal, R.; Herrera, R. P.; Gimeno, M. C. Thiolate Bridged Gold(I)–NHC Catalysts: New Approach for Catalyst Design and its Application to Trapping Catalytic Intermediates. *Chem. Eur. J.* **2019**, *25*, 15837–15845. (f) Zárate-Roldán, S.; Gimeno, M. C.; Herrera, R. P. Unconventional Gold-Catalyzed One-Pot/Multicomponent Synthesis of Propargylamines Starting from Benzyl Alcohols. *Catalysts* **2021**, *11*, 513.

(10) Gimeno, M. C.; Herrera, R. P. Hydrogen Bonding Networks in Chiral Thiourea Organocatalysts: Evidence on the Importance of the Aminoindanol Moiety. *Cryst. Growth Des.* **2016**, *16*, 5091–5099.

(11) *Tautomerism: Methods and Theories*; Antonov, L., Ed.; 1st ed.; Wiley-VCH Verlag GmbH & Co. KGaA, 2014.