


RESEARCH

Open Access



The path linking disease severity and cognitive function with quality of life in Parkinson's disease: the mediating effect of activities of daily living and depression

Yao He¹, Yuling Tian², Hongjuan Han¹, Jing Cui¹, Xiaoyan Ge¹, Yao Qin¹, Yanhong Luo¹, Wenlin Bai¹ and Hongmei Yu^{1*} 

Abstract

Background: Research on quality of life (QOL) with Parkinson's disease (PD) has examined direct influencing factors, not mediators. The study aim was to explore whether PD severity and poor cognitive function may decrease physical and mental QOL by reducing activities of daily living (ADL) and increasing depression in sequence.

Methods: We conducted a cross-sectional questionnaire study of 150 PD hospital patients in China. PD severity, cognitive function, ADL, depression, and QOL were evaluated. We used structural equation modeling to analyze the mediating effects of ADL and depression on the association between PD severity/cognition and the physical health and mental health component summary scores measured by the SF36 quality of life instrument.

Results: There was a significant mediating effect of PD severity on physical health via ADL and depression (95% CI: -0.669, -0.026), and a significant direct effect ($p < 0.001$). The mediating effect of PD severity on mental health via ADL and depression was significant (95% CI: -2.135, -0.726), but there was no direct effect ($p = 0.548$). There was a significant mediating effect of cognitive function on physical health via ADL and depression (95% CI: 0.025, 0.219) and a significant direct effect ($p < 0.001$). The mediating effect of cognitive function on mental health via ADL and depression was significant (95% CI: 0.256, 0.645), but there was no direct effect ($p = 0.313$). The physical health models showed a partial mediation, and the mental health models showed a complete mediation, of ADL and depression.

Conclusions: PD severity and cognitive function increase depression by reducing ADL, leading to lower QOL, and directly or indirectly affect physical health and mental health through different pathways.

Keywords: Parkinson's disease, Multiple mediation model, Activities of daily living, Depression, Quality of life

Introduction

Parkinson's disease (PD) is a chronic progressive neurodegenerative disorder that affects middle-aged and older people [1]. Non-motor PD symptoms, such as cognitive impairment and depression, have attracted increasing attention and may exacerbate disability, affect quality of life (QOL), and shorten life expectancy [2]. The American economist Galbraith first proposed the concept of QOL in 1958 and it has been widely used

*Correspondence: yu@sxmu.edu.cn

¹ Shanxi Provincial Key Laboratory of Major Diseases Risk Assessment, Department of Health Statistics, School of Public Health, Shanxi Medical University, 56 South XinJian Road, Taiyuan 030001, People's Republic of China

Full list of author information is available at the end of the article



© The Author(s) 2021. **Open Access** This article is licensed under a Creative Commons Attribution 4.0 International License, which permits use, sharing, adaptation, distribution and reproduction in any medium or format, as long as you give appropriate credit to the original author(s) and the source, provide a link to the Creative Commons licence, and indicate if changes were made. The images or other third party material in this article are included in the article's Creative Commons licence, unless indicated otherwise in a credit line to the material. If material is not included in the article's Creative Commons licence and your intended use is not permitted by statutory regulation or exceeds the permitted use, you will need to obtain permission directly from the copyright holder. To view a copy of this licence, visit <http://creativecommons.org/licenses/by/4.0/>. The Creative Commons Public Domain Dedication waiver (<http://creativecommons.org/publicdomain/zero/1.0/>) applies to the data made available in this article, unless otherwise stated in a credit line to the data.

as a sociological indicator [3]. QOL is usually classified into two aspects which reflect physiological and psychological QOL, respectively [4].

Common neurological complications of PD include cognitive impairment and depression; stage 4 or higher on the Hoehn and Yahr (HY) Scale indicates greater cognitive impairment [5]. As the disease progresses, the incidence of cognitive impairment gradually increases and eventually develops into Parkinsonism dementia [6]. The pathogenesis of PD and its related complications, such as depression and cognitive impairment, currently remain unclear.

The assessment of activities of daily living (ADL) is an important indicator of older people's ability to take care of themselves [7]. Chronic diseases are important influencing factors of physical health in older people. Older people who have multiple chronic diseases gradually experience impaired physical motor function and reduced ADL [8]. Depression is a common psychological disorder and is often more prevalent in patients than in health people [9]. Research indicates that PD severity is positively correlated with depression accompanied by fatigue, sleep disturbance, appetite loss, guilt, inattention, and other symptoms [10]. Older people with poor daily self-care ability often experience a heavy psychological burden, which strongly affects ADL and increases the risk of death. There is evidence that lower ADL leads to greater depression [11]. ADL and depression are mediators in some chronic diseases [12]. A study by Chen et al. [13] demonstrated an indirect effect of cognitive impairment and pain on psychological and physiological changes through ADL and depression. This indicates that PD severity and cognitive function are likely to indirectly affect QOL via a decline in ADL and an increase in depression.

In recent years, the QOL of patients with chronic diseases such as PD, cognitive impairment and depression has received widespread attention. The number and severity of chronic diseases are inversely related to QOL, especially physical health [14]. Moreover, the physical and psychological barriers caused by chronic conditions have different effects on physical and mental health [15]. PD severity and cognitive impairment have a negative impact on QOL, but their likely pathways of influence (and their effect on aspects of QOL) may differ. Therefore, we proposed the following hypotheses: (1) ADL and depression are two chain mediators on the path linking PD severity and cognitive function with QOL; (2) There are differences in the mechanisms of influence of PD severity and cognitive function on physical and mental health.

Materials and methods

Participants

Between March 2017 and March 2018, 150 outpatients and inpatients from the Department of Neurology in the First Hospital of Shanxi Medical University in China were recruited to this cross-sectional study. Our study received ethics approval from Shanxi Medical University Ethics Committee and informed consent was obtained from all participants. The selection criteria for patients were as follows: (1) Diagnosis of PD in accordance with the 2015 PD criteria of the International Association for Dyskinesia. (2) Ability to understand and complete all questionnaires. The exclusion criteria were: (1) Parkinson's syndrome caused by other factors, like brain trauma. (2) Patients with idiopathic tremor. We used face-to-face interviews to collect data, and investigators monitored and assisted participants in completing the questionnaires. Patients with PD were asked to provide general information about gender, age, marital status, educational level, family population, smoking and drinking behavior.

Patient assessment

The Modified Hoehn and Yahr (HY) Scale [16] was used to assess PD severity. Compared with the original HY scale, the Modified HY scale contains 0.5 level increments. Advantages of the HY scale include its wide utilization and suitability for assessing PD severity. It provides an overall assessment of severity based on functional disability. Higher HY scores indicate worse disease state [17].

The Mini-Mental State Examination (MMSE) [18] was used to assess cognitive function, which scores range from 0 to 30. A score of 23 points or less is generally considered to indicate cognitive impairment. The MMSE has satisfactory predictive validity and is an adequate measure of cognition.

The Unified Parkinson's Disease Rating Scale (UPDRS II) [19] was used to evaluate ADL. The UPDRS has been used in studies of early PD, mild PD, moderate but stable PD, and motion fluctuations, and is increasingly used as a gold standard reference scale. The UPDRS II contains 13 items relating to symptom interference with ADL. Scores range from 0 to 52, higher scores indicate lower ADL [20].

The Geriatric Depression Scale (GDS) [21] was used to assess depression over the last week. The GDS is a self-administered, 30-item yes/no questionnaire. The GDS performs well in differentiating depressed from non-depressed PD patients and is a reliable and valid self-rating depression screening scale for older people [22].

The MOS 36-item Short-Form Health Survey (SF-36) [23] was used to measure QOL. The SF-36 is a well-validated 36-item general health status measure and provides two summary scores: physical component summary (PCS) and mental component summary (MCS). Higher SF-36 scores indicate better QOL [24].

Statistical analysis

We used EpiData 3.1 (EpiData Association, Odense, Denmark) to record data twice to ensure data accuracy and reliability. We used SAS 9.4 (SAS Institute, Cary, NC, USA) for statistical description, *t*-tests or one-way analysis of variance to describe demographic characteristics, and examined the difference between MCS and PCS scores. Spearman’s rank correlation coefficients were used to explore the associations among the factors affecting QOL. A *p* value of 0.05 was considered significant.

Multiple mediation models were developed with PD severity and cognitive function as the independent variables, PCS and MCS as the dependent variables, and ADL and depression as chain mediators [24]. We used a maximum likelihood structural equation model (ML-SEM) for variable analysis, as this type of model has robust test efficiency when the sample data set is small and subject to skewed distribution, especially for complex models [25]. Mediation analysis was performed using Amos 20.0 (IBM SPSS, Armonk NY). We used the Monte Carlo extension method to test the multiple mediation models, as this method is not dependent on a specific method of estimation or software package, and so is very versatile. The confidence interval (CI) was estimated using the Monte Carlo method, if the interval did not contain a zero, the mediation effect was significant [26].

Results

Demographic and general characteristics

A total of 150 PD patients participated (mean age ± standard deviation: 66.37 ± 8.73 years; range: 34–84 years). There were no differences in MCS score according to lifestyle factors, but there were significant differences in PCS score according to age, marital status, and educational backgrounds. The latter factors were therefore included as covariates in the mediation analysis (Table 1).

The correlations between PD severity, cognitive function, ADL, depression, PCS, and MCS were significant (*p* < 0.01). PD severity and depression were negatively correlated with PCS and MCS (*r* = −0.583 and *r* = −0.420). Cognitive function was positively correlated with PCS and MCS (*r* = 0.526 and *r* = 0.435). ADL was negatively correlated with cognitive function, PCS and MCS (*r* = −0.459, *r* = −0.666, and *r* = −0.410) and

Table 1 Demographics and general characteristics by physical and mental quality of life (N = 150)

	n (%)	MCS		PCS	
		Mean (SD)	<i>p</i>	Mean (SD)	<i>p</i>
Gender					
Male	85 (56.7)	50.5 (12.5)	0.097	31.4 (13.9)	0.253
Female	65 (43.3)	47.0 (13.2)		28.7 (14.4)	
Age (years)					
≤ 40	1 (0.7)	49.9 (0)	0.507	27.1 (0)	0.028
41–59	33 (22.0)	51.3 (14.0)		36.0 (15.0)	
≥ 60	116 (77.3)	48.3 (12.6)		28.6 (13.6)	
Marital status					
Married	137 (91.3)	49.4 (12.8)	0.222	31.1 (14.2)	0.014
Widowed	13 (8.7)	44.8 (13.6)		21.0 (10.7)	
Education					
No formal education	10 (6.7)	47.0 (13.9)	0.131	19.8 (11.5)	0.002
High school and below	119 (79.3)	48.2 (12.3)		29.7 (13.5)	
Junior college and above	21 (14.0)	54.2 (14.8)		37.8 (15.6)	
Family population					
2	6 (4.0)	56.9 (13.9)	0.304	30.40 (11.4)	0.075
3	49 (32.7)	48.6 (12.3)		33.91 (13.3)	
≥ 3	95 (63.3)	48.7 (13.1)		28.25 (14.5)	
Smoking					
Yes	34 (22.7)	47.9 (14.1)	0.595	31.08 (12.9)	0.676
No	116 (77.3)	49.3 (12.6)		29.92 (14.5)	
Drinking					
Yes	30 (20.0)	49.3 (14.2)	0.862	29.32 (12.2)	0.709
No	120 (80.0)	48.9 (12.6)		30.40 (14.6)	

SD: standard deviation, MCS: mental component summary, PCS: physical component summary

positively correlated with PD severity and depression (*r* = 0.463 and *r* = 0.560) (Table 2).

Mediation analysis

We constructed the multiple mediation model with PD severity or cognitive function as independent variables, ADL and depression as chain mediator variables, PCS and MCS as dependent variables.

Multiple mediation model of the effect of PD severity on QOL

As Fig. 1 and Table 3 show, in the multiple mediation model with PD severity as the independent variable, ADL and depression as the mediators, PCS as the dependent variable, all path coefficients were significant (*p* < 0.05), and the direct effect of PD severity on PCS was significant (path coefficient = −3.170, *p* < 0.001), indicating

Table 2 Correlations between factors affecting ADL

Variables	H-Y	MMSE	GDS	UPDRS II	MCS	PCS
H-Y	–					
MMSE	–0.514**	–				
GDS	0.519**	–0.488**	–			
UPDRS II	0.463**	–0.459**	0.560**	–		
MCS	–0.420**	0.435**	–0.769**	–0.410**	–	
PCS	–0.583**	0.526**	–0.571**	–0.666**	0.319**	–
Mean ± SD	2.62 ± 1.33	22.75 ± 5.19	12.68 ± 7.58	12.51 ± 7.71	48.96 ± 12.88	30.19 ± 14.15

H-Y: Modified Hoehn and Yahr Scale, MMSE: Mini-Mental State Examination, GDS: Geriatric Depression Scale, UPDRS II: Unified Parkinson's Disease Rating Scale, MCS: mental component summary, PCS: physical component summary, SD: standard deviation

** $p < 0.01$

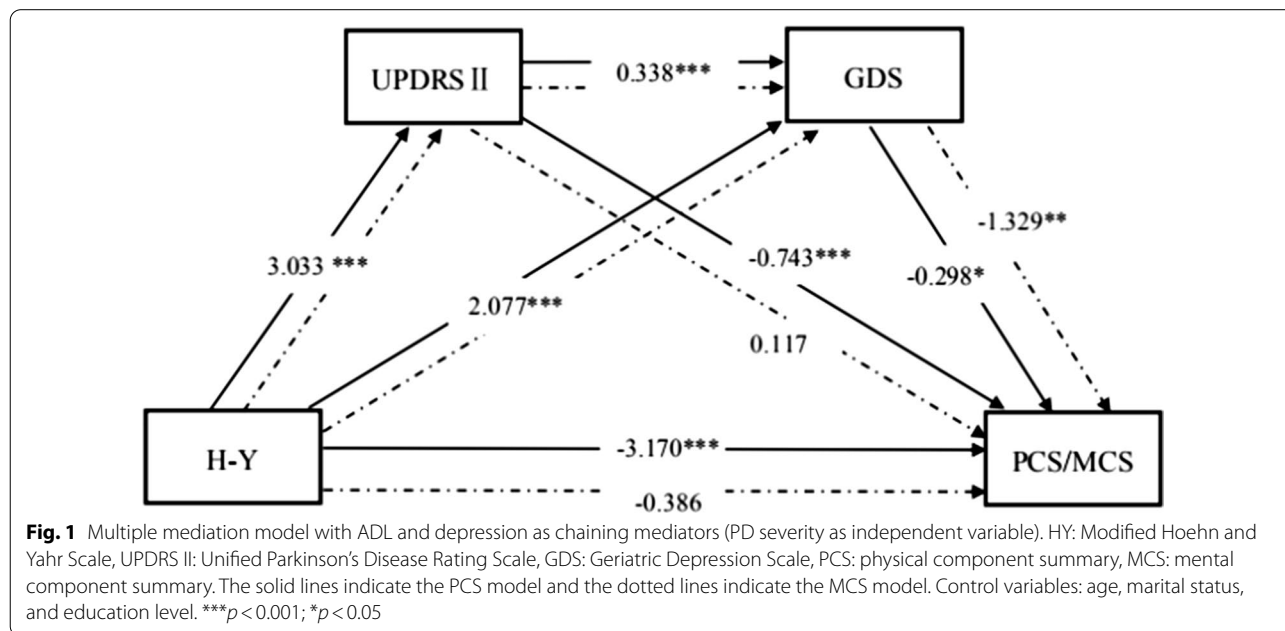


Table 3 Path coefficients for the model showing the effect of PD severity on QOL

Path	Path coefficient	p
H-Y → UPDRS II	3.033	<0.001
UPDRS II → GDS	0.338	<0.001
H-Y → GDS	2.077	<0.001
GDS → MCS	–1.329	<0.001
H-Y → MCS	–0.386	0.548
UPDRS II → MCS	0.117	0.302
GDS → PCS	–0.298	0.029
H-Y → PCS	–3.170	<0.001
UPDRS II → PCS	–0.743	<0.001

H-Y: Modified Hoehn and Yahr Scale, UPDRS II: Unified Parkinson's Disease Rating Scale, GDS: Geriatric Depression Scale, PCS: physical component summary, MCS: mental component summary

that ADL and depression may be partial mediators that affect PCS.

In the multiple mediation model with MCS as the dependent variable, there was no relationship between ADL and MCS (path coefficient = 0.117, $p = 0.302$), but other path coefficients were significant ($p < 0.05$). The direct effect of PD severity on MCS was not significant (path coefficient = –0.386, $p = 0.548$), indicating that ADL and depression may be complete mediators that affect MCS (Fig. 1 and Table 3).

The path coefficient test results for the effect of PD severity on QOL are shown in Table 3. The mediation effect of the path PD severity → ADL → Depression → PCS was significant (95% CI: –0.669, –0.026). The results indicate that PD severity increases depression

by reducing ADL, ultimately leading to a decline in PCS. Furthermore, the direct effect of PD severity on PCS was significant ($p < 0.001$). The mediation effect of the path PD severity \rightarrow ADL \rightarrow Depression \rightarrow MCS was significant (95% CI: $-2.135, -0.726$), indicating that PD severity increases depression by reducing ADL, ultimately leading to a decline in MCS. There was no direct effect of PD severity on MCS ($p = 0.548$). Thus, ADL and depression were complete mediators on the path of PD severity effects on mental health, and partial mediators on the path of PD severity effects on physical health.

Multiple mediation model of the effect of cognitive function on QOL

As Fig. 2 and Table 4 show, in the multiple mediation model with cognitive function as the independent variable, ADL and depression as the mediators, PCS as the dependent variable, all path coefficients were significant ($p < 0.05$) and the direct effect of cognitive function on PCS was significant (path coefficient = $0.643, p < 0.001$), indicating that ADL and depression may be partial mediators that affect PCS.

In the multiple mediation model with MCS as the dependent variable, there was no relationship between ADL and MCS (path coefficient = $0.134, p = 0.234$), but the other path coefficients were significant ($p < 0.05$). The direct effect of cognitive function on MCS was not significant (path coefficient = $0.157, p = 0.313$), indicating that ADL and depression may be complete mediators of MCS (Fig. 2 and Table 4).

Table 4 Path coefficients for the model showing the effect of cognitive function on QOL

Path	Path coefficient	<i>p</i>
MMSE \rightarrow UPDRS II	-0.763	< 0.001
UPDRS II \rightarrow GDS	0.426	< 0.001
MMSE \rightarrow GDS	-0.317	0.004
GDS \rightarrow MCS	-1.328	< 0.001
MMSE \rightarrow MCS	0.157	0.313
UPDRS II \rightarrow MCS	0.134	0.234
GDS \rightarrow PCS	-0.340	0.010
MMSE \rightarrow PCS	0.643	< 0.001
UPDRS II \rightarrow PCS	-0.715	< 0.001

MMSE: Mini-Mental State Examination, UPDRS II: Unified Parkinson’s Disease Rating Scale, GDS: Geriatric Depression Scale, PCS: physical component summary, MCS: mental component summary

The path coefficient test results of the effect of cognitive function on QOL are shown in Table 4. The mediation effect of the path Cognition \rightarrow ADL \rightarrow Depression \rightarrow PCS was significant (95% CI: $0.025, 0.219$), which indicates that cognitive function may increase depression by reducing ADL, ultimately leading to a decline in PCS. The mediation effect of the path Cognition \rightarrow ADL \rightarrow Depression \rightarrow MCS was significant (95% CI: $0.256, 0.645$), indicating that cognitive function may exacerbate depression by reducing ADL, leading to a decline in MCS. There was no direct effect of cognitive function on MCS ($p = 0.313$), but the direct effect of cognitive function on PCS was significant ($p < 0.001$). Thus,

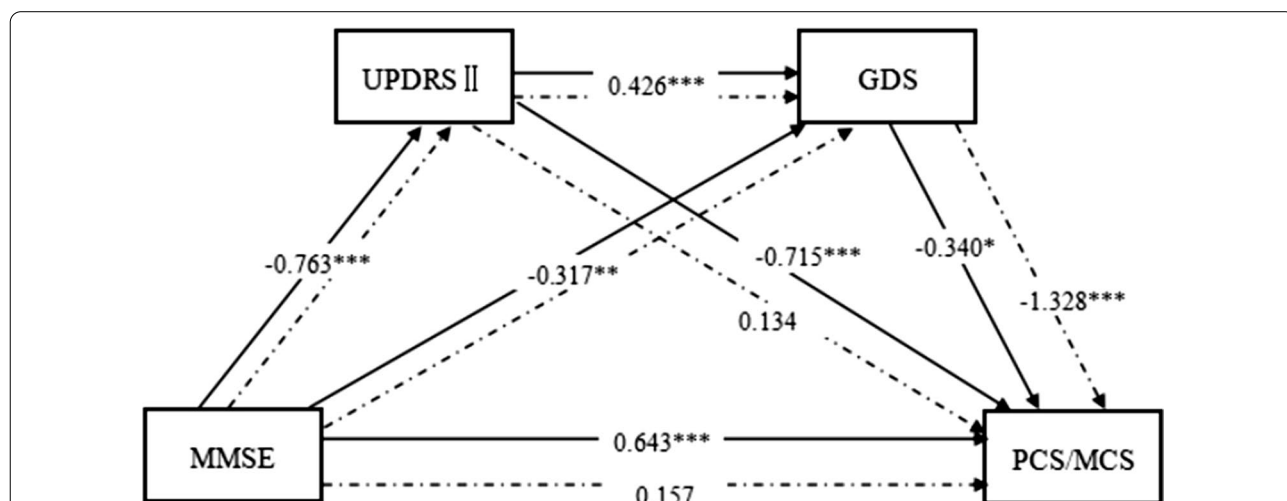


Fig. 2 Multiple mediation model with ADL and depression as chaining mediators (cognitive function as independent variable). MMSE: Mini-Mental State Examination, UPDRS II: Unified Parkinson’s Disease Rating Scale, GDS: Geriatric Depression Scale, PCS: physical component summary, MCS: mental component summary. The solid lines indicate the PCS model and the dotted lines indicate the MCS model. Control variables: age, marital status, and education level. *** $p < 0.001$; * $p < 0.05$

ADL and depression were complete mediators on the path of cognitive function effects on mental health, and partial mediators on the path of cognitive function effects on physical health.

Discussion

We formulated a multiple mediation model containing ADL and depression as multiple mediators. The PCS models showed a partial mediation effect of ADL and depression, and the MCS models showed a complete mediation effect of ADL and depression. Lower physiological function has been shown to be significantly associated with lower QOL [27]. Motor dysfunction and pain caused by PD lead to reduced ADL, which affects depression, and further affects QOL [28].

Previous studies indicate a negative correlation between ADL and depression in older people [29]. The present findings are consistent with previous results. PD patients with depression have a higher disability rate, and depression accelerates disease progression, reducing treatment compliance and self-care ability [30]. PD can cause physical dysfunction in patients, leading to a decline in ADL, which seriously affects QOL [31]. Our results support these previous findings by showing that a decline in ADL may increase depression, which has a negative impact on QOL. This partly explains the mechanism underlying the effect of ADL on QOL.

In contrast to previous studies, we used PCS and MCS as dependent variables to assess the influence of PD severity and cognitive function on the two dependent variables through two chain mediators: ADL and depression. The results showed that PD severity and cognitive function directly or indirectly affect physical health and mental health through different pathways. Specifically, ADL and depression were only partial mediators in the PCS model, but complete mediators in the MCS model. This indicates that PD severity and cognitive function affect MCS entirely through ADL and depression, and there may be other potential mechanisms in addition to this pathway for PCS.

Mediation models are powerful tools for evaluating causal processes in psychomedicine because they help explain the often complex relationships between the physical and mental areas of human function [32]. Since currently available drugs cannot control disease progression, patient compliance and satisfaction are frustratingly low. In addition, the current treatment of PD is limited to symptom improvement of the difficult symptoms of the disease, and the measurement of QOL has always been emphasized as a result indicator to measure the impact of the disease on the life of patients [33]. Our results suggested that QOL of patients with PD is affected by two chain mediators: ADL and depression. In clinical and

preventive health care of PD, the non-motor function and cognitive status should be controlled at the beginning of the chain and targeted prevention and intervention measures should be taken to improve patients' ADL and depression. Therefore, it's important to raise awareness of the role of non-motor function in the lives of patients with PD, and giving particular attention to the early detection of potential symptoms is important. Health care providers have to increase the vigilance of initial cognitive function and depressive symptoms to promote early treatment of symptoms, to provide a personalized schedule and structure to help maintain a satisfactory level of activity and enrichment and to facilitate early management of symptoms enhancing the level of intermediary process, so as to improve QOL in patients with PD.

Although this was a detailed study of QOL, there were some study limitations. First, data were collected from only one hospital and a local population was targeted. Therefore, it may be unwise to generalize too much from the present findings. Second, we found that ADL and depression were partial mediators of the association between PD severity and cognitive function and PCS. Although the models developed here seemed robust, additional studies are needed to identify other potential mechanisms.

Conclusions

The multiple mediation effect model proposed in this study explored the mechanism underlying the effect of PD severity and cognitive function on QOL, and further revealed the different mechanisms for physical and mental QOL. ADL and depression are two mediators in the path linking PD severity and cognitive function with QOL. The findings suggest that the QOL of PD patients could be improved by increasing their ADL and alleviating depressive symptoms.

Abbreviations

QOL: Quality of life; PD: Parkinson's disease; ADL: Activities of daily living; PCS: Physical component summary; MCS: Mental component summary; CI: Confidence interval; HY: The Modified Hoehn and Yahr Scale; MMSE: The Mini-Mental State Examination; UPDRS II: The Unified Parkinson's Disease Rating Scale; GDS: The Geriatric Depression Scale; SF-36: The MOS 36-item Short-Form Health Survey; ML-SEM: Maximum likelihood structural equation model; SD: Standard deviation.

Acknowledgements

All of authors are grateful to the participating subjects for their support and cooperation in making this research possible. We would like to acknowledge the contribution of the participants. We also thank the editors and reviewers for their helpful suggestions. We thank Diane Williams, PhD, from Liwen Bianji, Edanz Group China (www.liwenbianji.cn/ac), for editing the English text of a draft of this manuscript.

Authors' contributions

Yu designed the study. He wrote the draft of the paper. He, Tian, Han and Bai were responsible for data acquisition, data analysis and manuscript revision.

Cui, Ge, Qin and Luo provided study materials and guidance. All authors read and approved the final manuscript.

Funding

This work was supported by the National Natural Science Foundation of China (Grant Nos. 81673277, 81973154).

Availability of data and materials

The datasets used and/or analysed during the current study are available from the corresponding author on reasonable request.

Declarations

Ethics approval and consent to participate

Our study received ethics approval from Shanxi Medical University Ethics Committee and informed consent was obtained from all participants.

Competing interests

The authors report no conflict of interest.

Author details

¹ Shanxi Provincial Key Laboratory of Major Diseases Risk Assessment, Department of Health Statistics, School of Public Health, Shanxi Medical University, 56 South XinJian Road, Taiyuan 030001, People's Republic of China. ² Department of Neurology, First Hospital of Shanxi Medical University, Taiyuan, People's Republic of China.

Received: 20 July 2020 Accepted: 10 March 2021

Published online: 17 March 2021

References

- Shams T, Jabir NR, Shazi S, Greig NH, Qamre A, Abuzenadah AM, Damanhour GA, Kamal MA. A synopsis on the role of tyrosine hydroxylase in Parkinson's disease. *CNS Neurol Disord Drug Targets*. 2012;11(4):395–409.
- Thomas F, Brayne CEG, Robbins TW, Barker RA. The cognitive ability of an incident cohort of Parkinson's patients in the UK. The CamPaIGN study. *Brain*. 2004;127(Pt 3):550–560.
- Ellwein LB, Fletcher A, Negrel AD, Thulasiraj RD. Quality of life assessment in blindness prevention interventions. *Int Ophthalmol*. 1994;18(5):263–268.
- Brenner MH, Curbow B, Javitt JC, Legro MW, Sommer A. Vision change and quality of life in the elderly. Response to cataract surgery and treatment of other chronic ocular conditions. *Arch Ophthalmol*. 1993;111(5):680.
- Clayton L, Martinez-Martin P, Odin P, Stocchi F, Bonuccelli U, Sethi K, Schapira AHV, Brown R, Rabey JM, Chaudhuri KR. I.P.2 Prevalence of non motor symptoms in Parkinson's Disease: an international survey using NMSQuest in 525 patients. *Parkinsonism Relat Disord*. 2006;12(07):21–21.
- Dino M, Bart P, Speelman JD, Ben S. Cognitive profile of patients with newly diagnosed Parkinson disease. *Neurology*. 2005;65(8):1239–1245.
- Bleijenberg N, Zuithoff NPA, Smith AK, Wit NJD, Schuurmans MJ. Disability in the individual ADL, IADL, and mobility among older adults: a prospective cohort study. *J Nutr Health Aging*. 2017;21(8):897–903.
- Hung WW, Ross JS, Boockvar KS, et al. Association of chronic diseases and impairments with disability in older adults: a decade of change? *Med Care*. 2012;50(6):501–507.
- Schrag A, Jahanshahi M, Quinn NP. What contributes to depression in Parkinson's disease? *Psychol Med*. 2001;31(1):65–73.
- Frank MJ, Seeberger LC, O'Reilly RC. By carrot or by stick: cognitive reinforcement learning in parkinsonism. *Science*. 2004;306(5703):1940–1943.
- Choi Y. The relationship between Activities of Daily Living (ADL), chronic diseases, and depression among older Korean immigrants. *Educ Gerontol*. 2015;41(6):417–427.
- Hsu MC, Tu CH. Improving quality-of-life outcomes for patients with cancer through mediating effects of depressive symptoms and functional status: a three-path mediation model. *J Clin Nurs*. 2014;23(17–18):2461–2472.
- Yi-Heng C, Li-Chan L, Kuen-Bao C, Yu-Cheng L. Validation of a causal model of agitation among institutionalized residents with dementia in Taiwan. *Res Nurs Health*. 2014;37(1):11–20.
- Fortin M, Bravo G, Hudon C, Lapointe L, Almirall J, Dubois MF, Vanasse A. Relationship between multimorbidity and health-related quality of life of patients in primary care. *Qual Life Res*. 2006;15(1):83–91.
- Keles H, Ekici A, Ekici M, Bulcun E, Altinkaya V. Effect of chronic diseases and associated psychological distress on health-related quality of life. *Int Med J*. 2010;37(1):6–11.
- Goetz CG, Poewe W, Rascol O, Sampaio C, Stebbins GT, Counsell C, Giladi N, Holloway RG, Moore CG, Wenning GK. Movement Disorder Society Task Force report on the Hoehn and Yahr staging scale: status and recommendations. *Mov Disord*. 2004;19(9):1020–1028.
- Mickie W, Mcdermott MP, Holloway RG, Sandy P, Ronald P, Jean H. Development and testing of the Parkinson's disease quality of life scale. *Mov Disord Off J Mov Disord Soc*. 2003;18(6):637–645.
- Tombaugh TN, McIntyre NJ. The mini-mental state examination: a comprehensive review. *J Am Geriatr Soc*. 1992;40(9):922–935.
- Goetz CG. The Unified Parkinson's Disease Rating Scale (UPDRS): status and recommendations. *Mov Disord Off J Mov Disord Soc*. 2003;18(7):738–750.
- Lieberman A, Ranhosky A, Korts D. Clinical evaluation of pramipexole in advanced Parkinson's disease: results of a double-blind, placebo-controlled, parallel-group study. *Neurology*. 1997;49(1):162–168.
- Agborsangaya CB, Lau D, Lahtinen M, Cooke T, Johnson JA. Health-related quality of life and healthcare utilization in multimorbidity: results of a cross-sectional survey. *Qual Life Res Int J Qual Life Aspects Treat Care Rehabil*. 2013;22(4):791–799.
- Yesavage JA, Brink TL, Rose TL, Lum O, Huang V, Adey M, Leirer VO. Development and validation of a geriatric depression screening scale: a preliminary report. *J Psychiatr Res*. 1982;17(1):37–49.
- Ware JE Jr, Sherbourne CD. The MOS 36-item short-form health survey (SF-36) I Conceptual framework and item selection. *Med Care*. 1992;30(6):473–483.
- Preacher KJ, Hayes AF. Asymptotic and resampling strategies for assessing and comparing indirect effects in multiple mediator models. *Behav Res Methods*. 2008;40(3):879–891.
- Lee SY, Song XY. Maximum likelihood estimation and model comparison of nonlinear structural equation models with continuous and polytomous variables. *Comput Stat Data Anal*. 2003;44(1):125–142.
- Huang S, Mackinnon DP, Perrino T, Gallo C, Cruden G, Brown CH. A statistical method for synthesizing mediation analyses using the product of coefficient approach across multiple trials. *Stat Methods Appl*. 2016;25(4):1–15.
- Schrag A, Jahanshahi M, Quinn N. What contributes to quality of life in patients with Parkinson's disease? *J Neurol Neurosurg Psychiatry*. 2000;69(3):289.
- Wang YX, Zhao J, Li DK, et al. Associations between cognitive impairment and motor dysfunction in Parkinson's disease. *Brain Behav*. 2017;7(6):e00719.
- Ha E, Kim K. Factors that influence activities of daily living in the elderly with probable dementia. *J Psychiatric Mental Health Nurs*. 2014;21(5):447–454.
- Ravina B, Camicioli R, Como PG, Marsh L, Jankovic J, Weintraub D, Elm J. The impact of depressive symptoms in early Parkinson disease. *Neurology*. 2007;69(4):342–347.
- Matilde L, Alberto R, Marco P, Francesco C, Paola S, Alberto A, Luigi R. Relationships between disability, quality of life and prevalence of nonmotor symptoms in Parkinson's disease. *Parkinsonism Relat Disord*. 2012;18(1):35–39.
- Irena R. Current treatment of behavioral and cognitive symptoms of Parkinson's disease. *Parkinsonism Relat Disord*. 2019;59:65–73.
- Marinus J, Zhu K, Marras C, Aarsland D, Van Hilten JJ. Risk factors for non-motor symptoms in Parkinson's disease. *Lancet Neurol*. 2018;17(6):559–568.

Publisher's Note

Springer Nature remains neutral with regard to jurisdictional claims in published maps and institutional affiliations.