




National, longitudinal NASCITA birth cohort study: prevalence of overweight at 12 months of age in children born healthy

Antonio Clavenna ¹, Eleonora Morabito,² Massimo Cartabia,¹ Rita Campi,² Chiara Liz Pandolfini ², Maurizio Bonati ², NASCITA Working Group

To cite: Clavenna A, Morabito E, Cartabia M, *et al*. National, longitudinal NASCITA birth cohort study: prevalence of overweight at 12 months of age in children born healthy. *BMJ Paediatrics Open* 2023;**7**:e001622. doi:10.1136/bmjpo-2022-001622

► Additional supplemental material is published online only. To view, please visit the journal online (<http://dx.doi.org/10.1136/bmjpo-2022-001622>).

Received 26 July 2022

Accepted 11 December 2022

ABSTRACT

Objective To estimate the prevalence of overweight at 12 months in an Italian birth cohort and to identify factors related to an increased likelihood of being overweight.

Methods The Italian NASCITA birth cohort was analysed. Infants were classified as underweight (<5th), normal weight (5–84th) and overweight (≥85th centile) at 12 months of age according to the WHO percentiles of body mass index (BMI) and the prevalence of overweight was estimated. To test the association between the chance of being overweight and parental and newborn characteristics, and infant feeding, healthy newborns (no preterm/low birth weight and with no malformations), with appropriate-for-gestational-age birth weight were selected, and univariate and multivariate analyses were performed.

Results The prevalence of overweight was 23.5% (95% CI 22.2% to 24.8%) in all cohort members with 12-month data (N=4270), and 23.1% in the appropriate-for-gestational age subsample (N=2835).

A big infant appetite (OR 3.92, 95% CI 2.40 to 6.40) and living in southern Italy (OR 1.58, 95% CI 1.29 to 1.94) were the main variables associated with a greater likelihood of being overweight. Breastfeeding practice did not influence the chance of being overweight, but was associated with an increase (exclusive breast feeding for at least 6 months) or a decrease (breast feeding for at least 12 months) in BMI z score at 12 months.

Conclusions The sociodemographic factors (eg, area of residence, maternal employment status) seem to be the most relevant determinants influencing the chance of being overweight at 12 months. Early interventions, with particular attention to vulnerable families, may be helpful in preventing childhood and adult obesity.

INTRODUCTION

Childhood overweight and obesity represent an increasing public health issue that threatens future health and quality of life.¹ Evidence suggests that there are early-life factors (eg, maternal body mass index (BMI), gestational weight gain, maternal smoking habits and infant feeding) associated with the development of obesity.^{2–3} Nutrition, in particular, plays an important role in growth

WHAT IS ALREADY KNOWN ON THIS TOPIC

- ⇒ Childhood overweight and obesity represents an increasing public health issue.
- ⇒ Italy is one of the European countries with the greatest proportion of overweight/obese children, with a greater prevalence in southern Italy.

WHAT THIS STUDY ADDS

- ⇒ Nearly one out of four infants were overweight at 12 months of age.
- ⇒ Living in southern Italy and having unemployed mother were the main factors associated with an increased likelihood of being overweight at 12 months of age.

HOW THIS STUDY MIGHT AFFECT RESEARCH, PRACTICE OR POLICY

- ⇒ To involve parents in educational interventions may be helpful in reducing the prevalence of overweight in childhood.
- ⇒ These interventions should take into account the geographical context and the characteristics of the family.

and development and breast feeding (BF) is considered by the WHO the best method of nourishment for infants for its positive health effects on children and mothers in the short and long term.⁴

For these reasons, the WHO recommends that children should be exclusively breastfed for the first 6 months of life; afterward, they should begin eating safe and adequate complementary foods while continuing BF for up to 2 years and beyond.⁴

Several studies found an association between BF and a reduced risk of being overweight, even if results are not conclusive.^{5–7}

Italy is one of the European countries with the greatest prevalence of childhood overweight and obesity, with a rate in the 8-year-old children of 42% and 21%, respectively.^{8,9} A North-South gradient was detected not only



© Author(s) (or their employer(s)) 2023. Re-use permitted under CC BY-NC. No commercial re-use. See rights and permissions. Published by BMJ.

¹Laboratory of Pharmacoepidemiology, Department of Public Health, Istituto di Ricerche Farmacologiche Mario Negri IRCCS, Milano, Italy

²Laboratory for Mother and Child Health, Department of Public Health, Istituto di Ricerche Farmacologiche Mario Negri IRCCS, Milano, Italy

Correspondence to

Dr Antonio Clavenna; antonio.clavenna@marionegri.it

in Europe, but also within Italy.¹⁰ In particular, school-aged children living in the South of Italy have a twofold greater risk of overweight compared with children living in the North.¹⁰

However, there is scant information concerning the proportion of overweight Italian children at an early age.

In this context, this study aimed to describe the growth of newborns participating in the Italian national NASCITA (NAscere e creSCere in ITAlia) cohort in their first year of life, to estimate the BMI status and the prevalence of overweight at 12 months, and to identify potential factors associated with a greater likelihood of being overweight.

METHODS

Data source

The NASCITA birth cohort was set up by the Laboratory for Mother and Child Health of the Istituto di Ricerche Farmacologiche Mario Negri IRCCS in Milan in collaboration with the national Paediatric Cultural Association (Associazione Culturale Pediatri, ACP).

The methods of the NASCITA cohort have been described elsewhere.^{11 12} Briefly, all Italian children receive primary healthcare exclusively from a family paediatrician until they are at least 6 years old as part of universalistic health system organisation. Seven well-child visits are scheduled by the paediatrician in the first 6 years of a child's life to monitor growth and development and offer preventive care (figure 1).¹¹ Additional visits are guaranteed when needed. The newborn population consists of all infants born during the enrolment period (1 April 2019–31 July 2020) and seen by the paediatricians for the well-child visits of the first year of life, if parental consent was given.^{11 12}

Some information was obtained for the NASCITA study in addition to the data routinely collected by the paediatricians during the well-child visits.^{11 12}

During the first visit, paediatricians collected socio-demographic data regarding the parents, and information about their health status (eg, smoking habits, chronic diseases), the pregnancy and the delivery. Moreover, during the well child visits information concerning anthropometric measures of the newborns and feeding habits were collected, and during the third and fourth visits (scheduled at 6 and at 12 months of age, respectively) the paediatricians collected data on

infant weaning (timing; traditional vs baby led), and on the parental perception of appetite and growth of the child.

Outcomes

Infants were classified as underweight (<5th centile), normal (5–84th centile) and overweight (≥85th centile) at visit 4 according to the WHO percentiles of BMI, estimated on the basis of the gender of the neonate and the age at the moment of the visit.¹³

The likelihood of being overweight at 12 months of age was the primary outcome measure.^{14 15}

Moreover, age-specific and sex-specific 12 month BMI z-scores were calculated using WHO BMI reference data.¹³

Healthy appropriate-for-gestational age subsample

For the evaluation of factors associated with an increased BMI at 12 months, healthy newborns were selected (ie, with the exclusion of preterm and low birthweight newborns and of neonates with congenital malformations and/or admitted to intensive care unit). Moreover, the analyses were focused on neonates with appropriate-for-gestational age (AGA) birth weight, estimated using the Italian Neonatal Study charts,¹⁶ in order to monitor a cohort with homogeneous characteristics and a similar baseline risk, consistently with most of the studies that evaluated infant growth (figure 2).¹⁷

The comparison of characteristics of included versus excluded families are reported in online supplemental table S1. Slight differences were observed between the two samples, concerning the distribution by area of residence, maternal educational level and employment status, and the type of delivery. The most relevant difference was observed for the latter variable, but the lower rate of caesarean section in the AGA subsample (27.7% vs 36.7% in the sample not included) is associated to the greater prevalence of caesarean delivery in preterm and/or low birthweight neonates.

Covariates

Variables associated with an increased risk of overweight in childhood in previous studies were selected as covariates.^{2 3 10} The full list of covariates is reported in table 1; it includes:

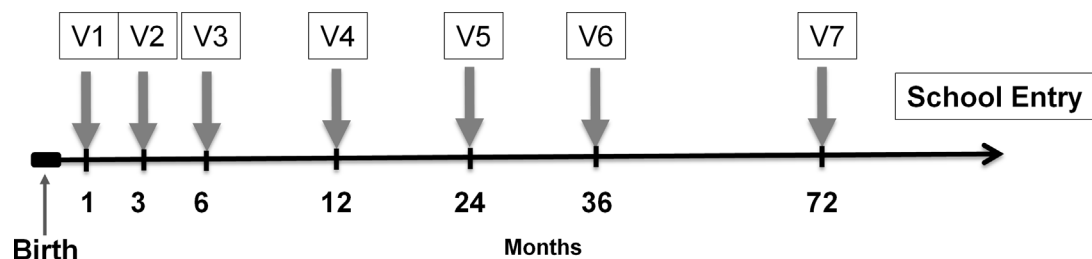


Figure 1 Timeline of well-child visits in the NASCITA (NAscere e creSCere in ITAlia) study.¹¹

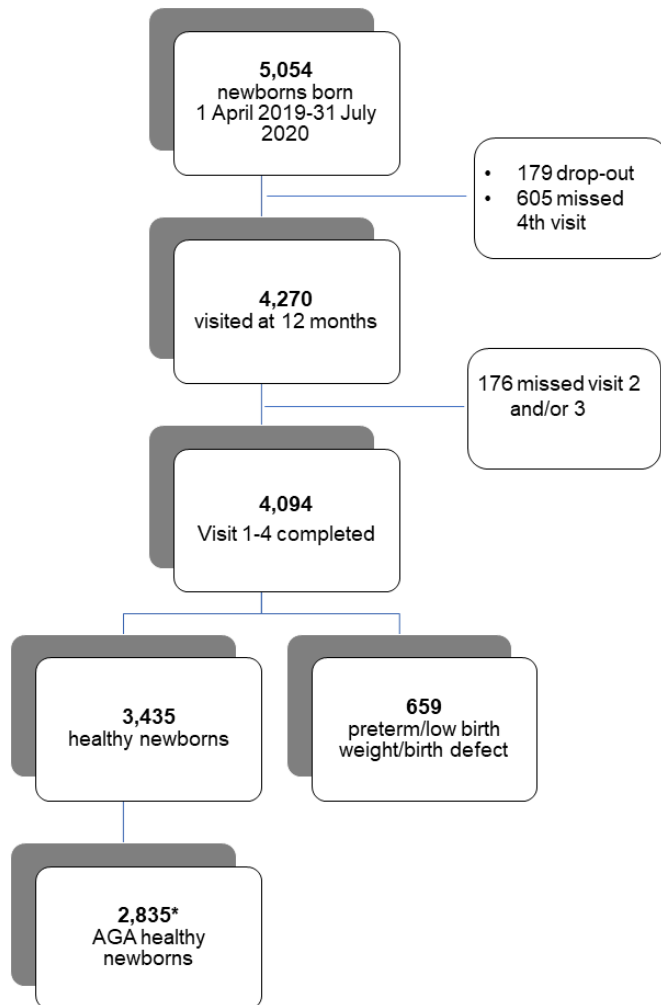


Figure 2 Flow chart of newborns enrolled in the NASCITA (NAscere e creSCere in ITAlia) birth cohort. *Healthy newborns with appropriate-for-gestational weight attending all the first four well-child visits. AGA, appropriate-for-gestational age.

Maternal characteristics

Geographical area of residence (North/Centre/South), age of the mother at delivery, maternal educational level (low: no schooling or primary school; high: secondary school or university), employment status, marital status, nation of birth (Italy yes/no) and parity (primiparous yes/no).

Data concerning pregnancy, delivery and newborn

Prepregnancy BMI, gestational weight gain, occurrence of gestational diabetes, type of delivery, gender of the neonate.

Mothers were grouped according to their prepregnancy BMI into three categories, underweight (≤ 18.5), normal (18.6–24.9) and overweight or obese (≥ 25.0). To evaluate gestational weight gain, the weight variations recommended by the Institute of Medicine criteria were applied after grouping the mothers according to the prepregnancy BMI.^{18 19}

Table 1 Variables associated with overweight at the stepwise logistic regression analysis

Variable	Value	OR (95% CI)	P value
Geographical area of residence	North/centre	1	<0.001
	South	1.58 (1.29 to 1.94)	
Employment status	Employed	1	0.004
	Unemployed	1.36 (1.11 to 1.67)	
Pre-pregnancy BMI	Underweight	0.55 (0.36 to 0.86)	0.008
	Normal	1	
	Overweight	1.05 (0.85 to 1.32)	
Baby-led weaning	Yes	1	0.009
	No	1.43 (1.12 to 1.83)	
Infant appetite*	Poor	0.27 (0.14 to 0.53)	0.0001
	Normal	1	
	Big	3.92 (2.40 to 6.40)	

*Infant appetite as perceived by the parents.
BMI, body mass index.

Lifestyle habits

Smoking habits of the mother (mother smoked during pregnancy and or postpartum period), and mean number of daily hours spent outdoor by parents and infant (<1; 1–3; >3).

Infant nutrition

BF practice (exclusive BF ≥ 6 months, EBF; BF ≥ 12 months), timing of weaning according to the age of the infant in months (<5; 5; ≥ 6), type of weaning (traditional vs baby led, BLW), consumption of commercial baby food (yes/no), parental perception of general infant appetite (poor/normal/big) and parental concern about growth.

The perception of parents about their infant's appetite was investigated by the paediatricians by adapting the correspondent item in the Baby Eating Behaviour Questionnaire.²⁰

Traditional weaning involved spoon feeding purees or semi-liquid foods then graduating to more textured foods and some finger foods before joining in with the family diet, while BLW included different approaches (eg, 'on demand approach/self weaning', low degree of spoon feeding or puree feeding).²¹

With the exception of the anthropometric measures, all the other data were collected by the family paediatricians through an interview with the parents. The details concerning data collection were reported in the study protocol.¹¹ Information on maternal characteristics, and on pregnancy, delivery and neonates were collected during visit 1, while those on lifestyle habits and infant nutrition during visits 1–4.

Statistical analysis

χ^2 tests were performed with the aim to evaluate the association between the reported covariates and the BMI status (overweight vs normal), and a stepwise logistic regression analysis was performed. The a priori criteria of

probability to enter the predictor in the model was set as less than or equal to 0.05 and for removing the predictor as greater than or equal to 0.10.

Multiple linear regression models were used to examine the associations between covariates and 12-month BMI z-score.

Statistical significance was evaluated using a two-tailed $p < 0.05$. All data management and analyses were performed using SAS software, version 9.4 (SAS Institute, Inc., Cary, NC, USA).

RESULTS

The prevalence of overweight was 23.5% (95% CI 22.2% to 24.8%) in all cohort members with 12-month data (N=4270), and 23.1% (21.5%–24.6%) in the AGA subsample (N=2835).

The geographical area of residence, the age of the mother at delivery, her nationality, educational level and employment status, her prepregnancy BMI, the timing and type of weaning, the mean number of daily hours spent outdoors, the parental perception of infant appetite and growth, and the consumption of baby food were associated with different likelihoods of being overweight at 12 months of age at the univariate analyses (online supplemental table S2). More specifically, the variables more strongly associated, with the logistic regression analysis, with an increased likelihood of being overweight (table 1) were an excessive appetite (OR 3.92, 95% CI 2.40 to 6.40), living in southern Italy (OR 1.58, 95% CI 1.29 to 1.94), and traditional weaning (OR 1.43, 95% CI 1.12 to 1.83).

The same variables were associated with an increasing in BMI z score at 12 months, along with the early introduction of complementary food, the EBF and an excessive gestational weight gain, while BF for at least 12 months, the introduction of complementary food at ≥ 6 months of age and having an underweight mother in prepregnancy period reduced the BMI z score (table 2).

DISCUSSION

Nearly one out of four infants resulted overweight at 1 year of age according to the WHO growth chart. This finding is the same observed in a cohort of Danish neonates,²¹ despite the fact that data reported for school-aged children show a greater prevalence of overweight in the Mediterranean region compared with Northern European countries.²²

The geographical area of residence emerged as the main factor associated with the risk of overweight, with a 10% difference in prevalence between the North and South of Italy. Moreover, living in the South was associated with an increase in BMI z score. These data are consistent with those of other studies, which detected a twofold greater risk of being obese in school-aged children living in the southern regions.^{10 23} The fact that geographical differences already emerged at 12 months of age in newborns that had similar characteristics at birth strongly support the relevance of the early months of age in influencing the growth of the child.²⁴

Table 2 Results of the multiple linear regression (dependent variable: BMI z score at visit 4)

Variable	Beta	SE	P value
Intercept	0.0424	0.0540	0.4322
Geographical area of residence=South	0.1830	0.0425	<0.0001
Mother unemployed	0.1333	0.0430	0.0020
Pre-pregnancy BMI=underweight	-0.1912	0.0736	0.0095
Gestational weight gain=over	0.1303	0.0441	0.0032
EBF=Yes	0.1657	0.0545	0.0024
BF=No	0.0998	0.0403	0.0134
Timing of weaning <5 months	0.1376	0.0623	0.0273
Timing of weaning ≥ 6 months	-0.1044	0.0499	0.0366
BLW=No	0.2166	0.0461	<0.0001
Infant appetite=Scarse*	-0.5184	0.0959	<0.0001
Infant appetite=Big*	0.7117	0.1134	<0.0001
Parental concern about growth	-0.2892	0.0839	0.0006

*Infant appetite as perceived by the parents.
BF, breast feeding; BLW, baby lead weaning; BMI, body mass index; EBF, exclusive BF.

Italy's southern regions are characterised by a higher poverty rate, by inequalities in provision of social and educational services, and by a worse status in several health indexes,²⁵ and this, too, may have an impact on the likelihood of being overweight or obese. The risk of overweight in the South, however, remained significantly higher even after adjusting for several variables. It, therefore, seems that lower education and socioeconomic conditions existing in the South do not fully explain the greatest prevalence of overweight, and that cultural factors, dietary habits or genetic factors may play a role.

The association between appetite-related traits and overweight in early childhood has already been documented.^{26–28}

Maternal unemployment was also associated with an increased risk of infant overweight. This is not consistent with other studies, which indicate that full-time employment of the mother increases the chance in children of being overweight.^{29–32} It should, however, be considered that most of the studies investigating the association between child weight and maternal employment status involved preschool or school-aged children, while the first year of life is a peculiar situation, since employed mothers are usually on maternity leave for 3 or more months.

Prepregnancy overweight and an excessive gestational weight gain have previously been associated with a greater BMI in infancy and childhood.^{33–36} This association was not observed in our study, but it is likely that this is due to the choice to include only AGA newborns, while the impact of maternal BMI starts at birth, leading to an increased chance of delivering a large-for-gestational age neonate.³⁷

Despite the fact that evidence is not conclusive, available data suggest that BLW may be associated with a lower BMI.^{38 39} It has been hypothesised that BLW may improve the infant's appetite control and lead to higher levels of satiety-responsiveness.³⁹ This hypothesis is supported also by our findings, with an increase in BMI z score and a 43% greater likelihood of overweight in children who underwent traditional weaning.

No clear association was detected in the available studies between the timing of the introduction of complementary foods and childhood overweight⁴⁰; in our analysis this association was detected when evaluating the influence on BMI z score, with an association between early weaning and an increase in BMI.

We did not find an association between BF (EBF) and overweight. Even with conflicting results, BF is associated with a reduced risk of being overweight.⁵⁻⁷ Most studies, however, evaluate the risk of overweight at 2 or 3 years of age, and there are few data concerning infants aged 12 months.¹⁴ In our sample, conflicting results were observed when analysing the impact on BMI z score, with an increase associated with EBF and a decrease associated with BF.

The sample was representative of the national population for distribution by geographical area of residence and environment (rural/urban), and demographic characteristics of the families.^{11 12} The anthropometric measures were collected by the paediatricians during the visits and, from this point of view, may be more accurate than when recorded by parents.

Our study has some limitations. First of all, there is a debate on the reliability of BMI estimate in infancy, and more in general on the validity of BMI as a predictor of adiposity and in the body composition assessment.^{41 42} Values of BMI at 6 or 12 months of age exceeding the 85th percentile resulted predictive of severe obesity in children,⁴³ therefore, despite the limitations in the BMI utility we decided to use this measure, consistently with studies previously performed by other researchers.^{15 44} With the continuation of the NASCITA study we will evaluate which is the growth trajectories of children being overweight at 12 months.

The family paediatricians participated on a voluntary basis and most of them were educated to the best practices for supporting early child development. It is possible that they are not fully representative of Italian paediatricians, and in particular, they may be more sensitive to infant feeding and nutrition.

There were difficulties in data collection due to the COVID-19 pandemic. In particular, well-child visits were in some cases postponed and nearly 10% of infants missed one or more visits due to the parents' fear of contagion. The characteristics of children included in this analysis were not significantly different from those of the baseline cohort, with the exception of few variables (online supplemental table S1). Moreover, BMI was estimated on the basis of the actual age at the moment of the visit, so a delay of a few weeks had a negligible impact on the data collection.

We were not able to collect information concerning the children's dietary intake and the quality of their diets. Our definition of baby-led weaning was broad and included different attitudes. We did not, for example, have data concerning the percentage of children receiving spoon feeding or puree feeding. Finally, in the evaluation of factors associated with a greater likelihood of overweight we choose, consistently with other studies, to include only healthy newborns with an appropriate-for-gestational-age birth weight with the aim to monitor a cohort with the same baseline risk, and our results may apply only to these neonates (the majority). In any case, when considering all newborns independently of their weight-for-gestational-age, the prevalence of overweight at 12 months was very similar to that observed in AGA (23.5% vs 23.1%).

In conclusion, nearly one out of four infants in Italy are overweight. Living in the South and having unemployed mother are the main factors associated with the greatest likelihood of being overweight. Baby-led weaning resulted associated with a decreased likelihood of being overweight while, in our cohort, there were conflicting findings concerning the role of BF practice.

The involvement of parents in educational interventions, starting from the pregnancy period, may be helpful in reducing the prevalence of childhood overweight. These interventions should take into account the geographical context (ie, South of Italy) and the maternal characteristics.⁴⁵

Twitter Antonio Clavenna @AntonioClavenna and Maurizio Bonati @@mumchild_irmfn

Acknowledgements The authors would like to thank Claudia Pansieri for her collaboration in setting up and running the NAScere e creSCere in ITALIA (NASCITA) Cohort, Michele Zanetti for the informatics aspects of the setting up and running of the cohort and its website, and Maria Grazia Calati and Daniela Miglio for assistance in management of the cohort and in communication with the paediatricians.

Collaborators NASCITA Working Group Collaborating author names (NASCITA Working Group): Scientific Committee: Antonio Addis, Renata Bortolus, Annalisa Campomori, Sergio Cattani, Luca De Fiore, Federico Marchetti, Cristiana Piloni, Valeria Renzetti, Chiara Segre', Giorgio Tamburlini. Research area-specific expert collaborators: Rosario Cavallo, Sergio Conti Nibali, Stefania Manetti, Gherardo Rapisardi, Giacomo Toffol. Local-level coordinators: Vicenza Briscioli, Carla Cafaro, Cristoforo Cocchiara, Isodiana Crupi, Patrizia Del Balzo, Laura Dell'edera, Chiara Di Francesco, Alberto Ferrando, Francesca Grassa, Chiara Guidoni, Stefania Manetti, Claudio Mangialavori, Stefano Marinoni, Francesca Marongiu, Fausta Matera, Paolo Moretti, Laura Olimpì, Angela Pasinato, Ilaria Porro, Ippolita Roncoroni, Raffaella Schiro', Patrizia Seppia, Federica Zanetto. Participating paediatricians: Anna Aloisio, Elisabetta Anedda, Giuliana Apuzzo, Giovanna Argo, Anna Armenio, Emanuela Ballerini, Monica Benedetti, Daniela Bertoli, Stefano Bollettini, Chiara Bottalico, Aurora Bottiglieri, Vincenza Briscioli, Antonella Bruno, Laura Brusadin, Mariantonietta Caiazzo, Patrizia Calamita, Miriana Callegari, Rosaria Cambria, Rossella Claudia Cannavo', Maria Cristina Cantù, Domenico Capomolla, Anna Caracciolo, Maria Concetta Carbone, Valeria Carraro, Gaetano Carrassi, Maria Laura Cartiglia, Sara Casagrande, Ornella Castiglione, Rosario Salvatore Cavallo, Teresa Cazzato, Maria Angela Cazzuffi, Melania Maria Giuseppina Cera, Jennifer Chiarolanza, Rosaria China, Nicoletta Cimadamore, Roberto Cionini*, Cristina Ciuffo, Cristoforo Cocchiara, Damiano Colazzo, Sergio Conti Nibali, Anna Maria Costantini, Claudio Cravidi, Marialuisa Criscione, Isodiana Crupi, Rita D'Agostino, Daniela Danieli, Luigi De Carlo, Marina De Sanctis, Giuseppina De Santes, Patrizia Del Balzo, Gian Piero Del Bono, Chiara Di Francesco, Maria Elisabetta Di Pietro, Maria Chiara Dini, Paolo Fiammengo, Micaela Foco, Maria Teresa Fonte, Maria Frigeri, Andrea Galvagno, Matteo Gaudino, Stefania Genoni, Silvia Giroto, Emma Maria Letizia Giugnini, Gianluca Gornati, Marta Gozzi, Francesca Grassa, Chiara Guidoni, Enrica Heritier, Antonella Lavagetto, Raffaele Limauro, Alessandra Magnelli, Maria

Gabriella Maiolino, Monica Malventano, Stefania Manetti, Claudio Mangialavori, Silvia Marchi, Natale Maresca, Federico Marolla, Francesca Marongiu, Agata Martinelli, Chiara Martinez, Nicoletta Mascarello, Fausta Matera, Carla Matiotti, Elisabetta Mazzucchi, Donatella Moggia, Paolo Moretti, Manuela Musetti, Paolo Nardini, Alberto Neri, Patrizia Neri, Flavia Nicoloso, Laura Maria Olimpì, Giancarlo Ottonello, Giacinta Padula, Paolo Maria Paganuzzi, Rosanna Palazzi, Alessandra Palmero, Maria Chiara Parisini, Angela Pasinato, Giovannina Pastorelli, Marilena Pavoni, Lucia Peccarisi, Antonella Pellacani, Cristina Perrera, Michela Picciotti, Ivo Picotto, Tiziana Pionti, Ilaria Porro, Francesca Preziosi, Giuseppe Primavera, Miriam Prodi, Maria Letizia Rabbone, Innocenza Rafele, Laura Reali, Franziska Stefanie Rempp, Ada Riundi, Patrizia Rogari, Ippolita Roncoroni, Paolo Rosas, Annarita Russo, Mariagrazia Saccà, Elisabetta Sala, Francesca Sala, Renato Sansone, Francesca Santus, Vittoria Sarno, Alessandra Savino, Raffaella Schirò, Giuseppa Scornavacca*, Giovanni Giuliano Semprini, Maria Francesca Siracusano, Adelisa Spalla, Gloria Sturaro, Giacomo Toffol, Maria Grazia Toma, Ettore Tomagra, Maria Tortorella, Fausta Trentadue, Marina Trevisan, Silvia Tullisso, Roberta Usella, Anna Valente, Michele Valente, Mariangela Valera, Edda Vernile, Valeria Vicario, Lucia Vignutelli, Paolo Vinci, Lucia Vizziello, Rosette Zand, Marco Zanette, Federica Zanetto, Graziano Zucchi, Maria Luisa Zuccolo.*Roberto Cionini and Giuseppa Scornavacca unfortunately passed away

Contributors AC and EM conceptualised and designed the study, and drafted the initial manuscript. MC and RC participated in the conceptualisation and design of the study, and carried out the statistical analyses. CLP participated in the conceptualisation and design of the study, and reviewed and provided input in data analysis. MB conceptualised and designed the study, supervised data analysis, and critically reviewed the manuscript for important intellectual content. AC and MB are jointly responsible for the overall content as guarantors, and accept full responsibility for the finished work and/or the conduct of the study, had access to the data, and controlled the decision to publish. All authors reviewed and revised the manuscript, and approved the final manuscript as submitted and agree to be accountable for all aspects of the work.

Funding This work was supported by resources from the Laboratory for Mother and Child Health and by an economic contribution by the Associazione Amici del Mario Negri.

Disclaimer The Associazione Amici del Mario Negri had no role in the design and conduct of the study.

Competing interests None.

Patient and public involvement Patients and/or the public were involved in the design, or conduct, or reporting, or dissemination plans of this research. Refer to the Methods section for further details.

Patient consent for publication Not applicable.

Ethics approval The study was approved by the Fondazione IRCCS Istituto Neurologico ‘Carlo Besta’ ethics committee (Verbale n 59, 6 February 2019) and informed consent was obtained from the newborns’ parents.

Provenance and peer review Not commissioned; externally peer reviewed.

Data availability statement Data are available on reasonable request. Data are available from the corresponding author on reasonable request.

Supplemental material This content has been supplied by the author(s). It has not been vetted by BMJ Publishing Group Limited (BMJ) and may not have been peer-reviewed. Any opinions or recommendations discussed are solely those of the author(s) and are not endorsed by BMJ. BMJ disclaims all liability and responsibility arising from any reliance placed on the content. Where the content includes any translated material, BMJ does not warrant the accuracy and reliability of the translations (including but not limited to local regulations, clinical guidelines, terminology, drug names and drug dosages), and is not responsible for any error and/or omissions arising from translation and adaptation or otherwise.

Open access This is an open access article distributed in accordance with the Creative Commons Attribution Non Commercial (CC BY-NC 4.0) license, which permits others to distribute, remix, adapt, build upon this work non-commercially, and license their derivative works on different terms, provided the original work is properly cited, appropriate credit is given, any changes made indicated, and the use is non-commercial. See: <http://creativecommons.org/licenses/by-nc/4.0/>.

ORCID iDs

Antonio Clavenna <http://orcid.org/0000-0001-5536-4192>

Chiara Liz Pandolfini <http://orcid.org/0000-0001-9809-2991>

Maurizio Bonati <http://orcid.org/0000-0003-3997-3726>

REFERENCES

- 1 Styne DM, Arslanian SA, Connor EL, *et al*. Pediatric obesity—assessment, treatment, and prevention: an endocrine society clinical practice guideline. *J Clin Endocrinol Metab* 2017;102:709–57.
- 2 Woo Baidal JA, Locks LM, Cheng ER, *et al*. Risk factors for childhood obesity in the first 1,000 days: a systematic review. *Am J Prev Med* 2016;50:761–79.
- 3 Monasta L, Batty GD, Cattaneo A, *et al*. Early-life determinants of overweight and obesity: a review of systematic reviews. *Obes Rev* 2010;11:695–708.
- 4 World Health Organization. *Exclusive breastfeeding for six months: best for babies everywhere*. Geneva, Switzerland: World Health Organization, 2011.
- 5 Patro-Gołab B, Zalewski BM, Kołodziej M, *et al*. Nutritional interventions or exposures in infants and children aged up to 3 years and their effects on subsequent risk of overweight, obesity and body fat: a systematic review of systematic reviews. *Obes Rev* 2016;17:1245–57.
- 6 Marseglia L, Manti S, D’Angelo G, *et al*. Obesity and breastfeeding: the strength of association. *Women Birth* 2015;28:81–6.
- 7 Qiao J, Dai L-J, Zhang Q, *et al*. A meta-analysis of the association between breastfeeding and early childhood obesity. *J Pediatr Nurs* 2020;53:57–66.
- 8 Buoncristiano M, Spinelli A, Williams J, *et al*. Childhood overweight and obesity in Europe: changes from 2007 to 2017. *Obes Rev* 2021;22:e13226.
- 9 Garrido-Miguel M, Caverro-Redondo I, Álvarez-Bueno C, *et al*. Prevalence and trends of overweight and obesity in European children from 1999 to 2016: a systematic review and meta-analysis. *JAMA Pediatr* 2019;173:e192430.
- 10 Lombardo FL, Spinelli A, Lazzeri G, *et al*. Severe obesity prevalence in 8- to 9-year-old Italian children: a large population-based study. *Eur J Clin Nutr* 2015;69:603–8.
- 11 Pansieri C, Clavenna A, Pandolfini C, *et al*. NASCITA Italian birth cohort study: a study protocol. *BMC Pediatr* 2020;20:80.
- 12 Zanetti M, Clavenna A, Pandolfini C, *et al*. Informatics methodology used in the web-based portal of the NASCITA cohort study: development and implementation study. *J Med Internet Res* 2021;23:e23087.
- 13 World Health Organization. *Child growth standards: length/height-for-age, weight-for-age, weight-for-length, weight-for-height and body mass index-for-age: methods and development*. Geneva; Switzerland: World Health Organization, 2006.
- 14 Forbes JD, Azad MB, Vehling L, *et al*. Association of exposure to formula in the hospital and subsequent infant feeding practices with gut microbiota and risk of overweight in the first year of life. *JAMA Pediatr* 2018;172:e181161.
- 15 Benjamin Neelon SE, Schou Andersen C, Schmidt Morgen C, *et al*. Early child care and obesity at 12 months of age in the Danish national birth cohort. *Int J Obes* 2015;39:33–8.
- 16 Bertino E, Spada E, Occhi L, *et al*. Neonatal anthropometric charts: the Italian neonatal study compared with other European studies. *J Pediatr Gastroenterol Nutr* 2010;51:353–61.
- 17 Zheng M, Lamb KE, Grimes C, *et al*. Rapid weight gain during infancy and subsequent adiposity: a systematic review and meta-analysis of evidence. *Obes Rev* 2018;19:321–32.
- 18 Nucci D, Chiavarini M, Duca E, *et al*. Pre-pregnancy body mass index, gestational weight gain and adverse birth outcomes: some evidence from Italy. *Ann Ig* 2018;30:140–52.
- 19 Benvenuti MB, Bø K, Draghi S, *et al*. The weight of motherhood: identifying obesity, gestational weight gain and physical activity level of Italian pregnant women. *Womens Health* 2021;17:174550652110161.
- 20 Llewellyn CH, van Jaarsveld CHM, Johnson L, *et al*. Development and factor structure of the baby eating behaviour questionnaire in the gemini birth cohort. *Appetite* 2011;57:388–96.
- 21 Addessi E, Galloway AT, Wingrove T, *et al*. Baby-led weaning in Italy and potential implications for infant development. *Appetite* 2021;164:105286.
- 22 Spinelli A, Buoncristiano M, Kovacs VA, *et al*. Prevalence of severe obesity among primary school children in 21 European countries. *Obes Facts* 2019;12:244–58.
- 23 Binkin N, Fontana G, Lamberti A, *et al*. A national survey of the prevalence of childhood overweight and obesity in Italy. *Obes Rev* 2010;11:2–10.
- 24 Ekelund U, Ong K, Linné Y, *et al*. Upward weight percentile crossing in infancy and early childhood independently predicts fat mass in young adults: the Stockholm weight development study (SWEDES). *Am J Clin Nutr* 2006;83:324–30.
- 25 Bonati M, Campi R. What can we do to improve child health in southern Italy? *PLoS Med* 2005;2:e250.

- 26 Barrett KJ, Thompson AL. Infant eating behaviors and milk feeding independently predict infant size. *Am J Hum Biol* 2022;34:e23678.
- 27 Quah PL, Chan YH, Aris IM, *et al.* Prospective associations of appetitive traits at 3 and 12 months of age with body mass index and weight gain in the first 2 years of life. *BMC Pediatr* 2015;15:153.
- 28 van Jaarsveld CHM, Llewellyn CH, Johnson L, *et al.* Prospective associations between appetitive traits and weight gain in infancy. *Am J Clin Nutr* 2011;94:1562–7.
- 29 Watanabe E, Lee JS, Kawakubo K. Associations of maternal employment and three-generation families with pre-school children's overweight and obesity in Japan. *Int J Obes* 2011;35:945–52.
- 30 McDonnell T, Doyle O. Maternal employment and childcare during infancy and childhood overweight. *Soc Sci Med* 2019;243:112639.
- 31 Mindlin M, Jenkins R, Law C. Maternal employment and indicators of child health: a systematic review in pre-school children in OECD countries. *J Epidemiol Community Health* 2009;63:340–50.
- 32 Li J, Kaiser T, Pollmann-Schult M, *et al.* Long work hours of mothers and fathers are linked to increased risk for overweight and obesity among preschool children: longitudinal evidence from Germany. *J Epidemiol Community Health* 2019;73:723–9.
- 33 Rooney BL, Mathiason MA, Schauburger CW. Predictors of obesity in childhood, adolescence, and adulthood in a birth cohort. *Matern Child Health J* 2011;15:1166–75.
- 34 Hu Z, Tylavsky FA, Han JC, *et al.* Maternal metabolic factors during pregnancy predict early childhood growth trajectories and obesity risk: the candle study. *Int J Obes* 2019;43:1914–22.
- 35 Hudson P, Emmett PM, Taylor CM. Pre-pregnancy maternal BMI classification is associated with preschool childhood diet quality and childhood obesity in the Avon longitudinal study of parents and children. *Public Health Nutr* 2021;24:6137–44.
- 36 Zhang W, Niu F, Ren X. Association of maternal pre-pregnancy body mass index and gestational weight gain with Chinese infant growth. *J Paediatr Child Health* 2019;55:673–9.
- 37 Goldstein RF, Abell SK, Ranasinha S, *et al.* Association of gestational weight gain with maternal and infant outcomes: a systematic review and meta-analysis. *JAMA* 2017;317:2207–25.
- 38 Townsend E, Pitchford NJ. Baby knows best? the impact of weaning style on food preferences and body mass index in early childhood in a case-controlled sample. *BMJ Open* 2012;2:e000298.
- 39 Martínón-Torres N, Carreira N, Picáns-Leis R, *et al.* Baby-Led weaning: what role does it play in obesity risk during the first years? A systematic review. *Nutrients* 2021;13:1009.
- 40 Pearce J, Taylor MA, Langley-Evans SC. Timing of the introduction of complementary feeding and risk of childhood obesity: a systematic review. *Int J Obes* 2013;37:1295–306.
- 41 Bell KA, Wagner CL, Perng W, *et al.* Validity of body mass index as a measure of adiposity in infancy. *J Pediatr* 2018;196:168–74.
- 42 Vanderwall C, Randall Clark R, Eickhoff J, *et al.* BMI is a poor predictor of adiposity in young overweight and obese children. *BMC Pediatr* 2017;17:135.
- 43 Smego A, Woo JG, Klein J, *et al.* High body mass index in infancy may predict severe obesity in early childhood. *J Pediatr* 2017;183:87–93.
- 44 Hoffmann J, Günther J, Stecher L, *et al.* Infant growth during the first year of life following a pregnancy lifestyle intervention in routine care-Findings from the cluster-randomised GeliS trial. *Pediatr Obes* 2021;16:e12705.
- 45 Zheng M, Hesketh KD, McNaughton SA, *et al.* Quantifying the overall impact of an early childhood multi-behavioural lifestyle intervention. *Pediatr Obes* 2022;17:e12861.