

Research article

Open Access

## Preparation of name and address data for record linkage using hidden Markov models

Tim Churches\*<sup>1</sup>, Peter Christen<sup>2</sup>, Kim Lim<sup>1</sup> and Justin Xi Zhu<sup>2</sup>

Address: <sup>1</sup>Centre for Epidemiology and Research, Public Health Division, New South Wales Department of Health, Locked Mail Bag 961, North Sydney 2059, Australia and <sup>2</sup>Department of Computer Science, Australian National University, Canberra, Australia

Email: Tim Churches\* - [tchur@doh.health.nsw.gov.au](mailto:tchur@doh.health.nsw.gov.au); Peter Christen - [peter.christen@anu.edu.au](mailto:peter.christen@anu.edu.au); Kim Lim - [klim@doh.health.nsw.gov.au](mailto:klim@doh.health.nsw.gov.au); Justin Xi Zhu - [u3167614@student.anu.edu.au](mailto:u3167614@student.anu.edu.au)

\* Corresponding author †Equal contributors

Published: 13 December 2002

Received: 29 October 2002

*BMC Medical Informatics and Decision Making* 2002, **2**:9

Accepted: 13 December 2002

This article is available from: <http://www.biomedcentral.com/1472-6947/2/9>

© 2002 Churches et al; licensee BioMed Central Ltd. This is an Open Access article: verbatim copying and redistribution of this article are permitted in all media for any purpose, provided this notice is preserved along with the article's original URL.

### Abstract

**Background:** Record linkage refers to the process of joining records that relate to the same entity or event in one or more data collections. In the absence of a shared, unique key, record linkage involves the comparison of ensembles of partially-identifying, non-unique data items between pairs of records. Data items with variable formats, such as names and addresses, need to be transformed and normalised in order to validly carry out these comparisons. Traditionally, deterministic rule-based data processing systems have been used to carry out this pre-processing, which is commonly referred to as "standardisation". This paper describes an alternative approach to standardisation, using a combination of lexicon-based tokenisation and probabilistic hidden Markov models (HMMs).

**Methods:** HMMs were trained to standardise typical Australian name and address data drawn from a range of health data collections. The accuracy of the results was compared to that produced by rule-based systems.

**Results:** Training of HMMs was found to be quick and did not require any specialised skills. For addresses, HMMs produced equal or better standardisation accuracy than a widely-used rule-based system. However, accuracy was worse when used with simpler name data. Possible reasons for this poorer performance are discussed.

**Conclusion:** Lexicon-based tokenisation and HMMs provide a viable and effort-effective alternative to rule-based systems for pre-processing more complex variably formatted data such as addresses. Further work is required to improve the performance of this approach with simpler data such as names. Software which implements the methods described in this paper is freely available under an open source license for other researchers to use and improve.

### Background

#### Introduction

Record linkage refers to the process of joining records that relate to the same entity or event in one or more data collections [1]. The entity is often a person, in which case record linkage may be used for tasks such as building a

longitudinal health record [2], or relating genotypic information to phenotypic information [3,4]. In other settings, the aim may be to link several sources of information about the same event, such as police, accident investigation, ambulance, emergency department and hospital admitted patient records which all relate to the same motor

vehicle accident [5]. Record linkage (originally known as "medical record linkage") is now widely used in research – in October 2002, a search of the biomedical literature via PubMed for "medical record linkage" as a Medical Subject Heading returned over 1,300 references [6].

The process of record linkage is trivial where the records that relate to the same entity or event all share a common, unique key or identifier – an SQL "equijoin" operation, or its equivalent in other data management environments, can be used to link records. However, often there is no unique key which is shared by all the data collections which need to be linked, particularly when these data collections are administered by separate organisations, possibly operated for quite different purposes in disparate subject domains.

In these settings, more specialised record linkage techniques need to be used. These techniques can be broadly divided into two groups: deterministic, or rule-based techniques, and probabilistic techniques. A full description of these techniques is beyond the scope of this paper. A number of recent reviews of this topic are available [7,8]. However, all of these techniques rely on an element-wise comparison between pairs of records each comprising an ensemble of non-unique, partially identifying personal (or event) attributes. These attributes commonly include name, residential address, date of birth (or age at a particular date), sex (or gender), marital status, and country of birth.

For example, consider the fictitious personally-identified records in Table 1.

The evident variability in the formatting and encoding of these records is quite typical of data collections which have been assembled from multiple sources. This variability tends to frustrate naive attempts at automated linkage of these records. To a human, it is obvious that records 0 and 2 represent the same person. It is quite likely, but not certain, that records 1 and 3 also represent the same person. The status of record 4 with respect to records 0 and 2 is far less clear – could this be Gwendolynne's spouse, Evelyn, or is this Gwendolynne with her sex and age wrongly recorded?

Regardless of the method used to automate such decisions, it is clear that transformation of the source data into a normalised form is required before valid and reliable comparisons between pairs of records can be made. Such transformation and normalisation is usually called "data standardisation" in the medical record literature, and "data cleaning" or "data scrubbing" in the computer science literature. We will refer to the process as "standardisation" henceforth, which should not be confused with the epide-

miological technique of "age-sex standardisation" of incidence or prevalence rates.

Standardisation of scalar attributes such as height or weight involves transformation of all quantities into a common set of units, such as from British imperial to SI units. Categorical attributes such as sex are usually transformed to a common set of representations through simple look-up tables or mapping of various encodings – for example, both "Female" and "2" might be mapped to "F" and "male" and "1" to "M" in order to provide a consistent encoding of the sex attribute for each record. Such transformations do not present a major challenge. However, standardisation of attributes which are recorded in highly variable formats, such as names or residential addresses, is far less straightforward, and it is with this task that this paper is concerned.

This standardisation task can itself be decomposed into two steps: segmentation of the data into specific, atomic data elements; and the transformation of these atomic elements into their canonical forms. In some cases, a third step, the imputation of missing or blank data items, and a fourth step, the enhancement of the original data with known alternatives, may also be required.

Some examples of the first two steps will make this clearer. Table 2 shows the segmented and transformed forms of the name, address and sex attributes of the illustrative records introduced in Table 1.

Once the original data have been segmented and standardised in this way, further enhancement of the data is possible. For example, missing postal codes and territories can be automatically filled in from reference tables, and alternate, canonical forms of names can be added where informal, anglicised or other known variations are found, such as "Angie" (Angela, Angeliq) or "Lyn" (Evelyn, Lyndon).

#### **Related work**

The terms data cleaning (or data cleansing), data standardisation, data scrubbing, data pre-processing and ETL (extraction, transformation and loading) are used synonymously to refer to the general tasks of transforming source data into clean and consistent sets of records suitable for loading into a data warehouse, or for linking with other data sets. A number of commercial software products are available which address this task, and a complete review is beyond the scope of this paper – a summary can be found in [9]. Name and address standardisation is also closely related to the more general problem of extracting structured data, such as bibliographic references, from unstructured or variably structured texts, such as scientific papers.

**Table 1: Some illustrative, fictitious, personally-identified records**

Record Number	Name	Sex	Street address	Locality	Age in years
0	Gwen Palfree	F	Flat 17 23–25 Knitting Street	West Wishbone 2987 New South Wales	42
1	Angie Tantivitiyapitak	F	Wat Paknam Saint George Ave	Old Putney NSW 2345	27
2	Gwendolynne Palfrey	2	17/23 Knitting St	Wishbone West NSW 2987	42
3	Tontiveetiypitak, Angela	Female	C/- Paknam Monastery, 245 St George St	Putney 2345	28
4	Palfrey, Lyn	I	Corner of Knitting and Cro	chet Streets, Wishbone New Sth Wales	43

Note: The "bleeding" of street address data into the locality column in record 4 is deliberate, and typical of real-life data captured by information systems with fixed-length data fields.

**Table 2: Segmented and transformed versions of the records from Table 1**

Data element	Record 0	Record 1	Record 2	Record 3	Record 4
<b>Given names</b>	gwen	angie	gwendolynne	angela	lyn
<b>Surnames</b>	palfree	tantivitiyapitak	palfrey	tontiveetiypitak	palfrey
<b>Sex</b>	female	female	female	female	male
<b>Institution names</b>		paknam		paknam	
<b>Institution types</b>		monastery		monastery	
<b>Unit types</b>	flat				
<b>Unit identifiers</b>	17		17		
<b>Wayfare numbers</b>	23,25		23	245	
<b>Wayfare names</b>	knitting	saint george	knitting	saint george	knitting, crochet
<b>Wayfare types</b>	street	avenue	street	street	street
<b>Wayfare qualifier</b>					corner
<b>Locality name</b>	wishbone	putney	wishbone	putney	wishbone
<b>Locality qualifiers</b>	west	old	west		
<b>Territories</b>	nsw	nsw	nsw		nsw
<b>Postcodes</b>	2987	2345	2987	2345	

The most common approach for name and address standardisation is the manual specification of parsing and transformation rules. A well-known example of this approach in biomedical research is *AutoStan*, which was the companion product to the widely-used *AutoMatch* probabilistic record linkage software [10].

*AutoStan* first parses the input string into individual words, and each word is then mapped to a token of a particular class. The choice of class is determined by the presence of that word in user-supplied, class-specific lexicons (look-up tables), or by the type of characters found in the word (such as all numeric, alphanumeric or alphabetical). An ordered set of regular expression-like patterns is then evaluated against this sequence of class tokens. If a class token sequence matches a pattern, a corresponding set of actions for that pattern is performed. These actions might include dynamically changing the class of one or more to-

kens, removing particular tokens from the class token sequence, or modifying the value of the word associated with that token. The remaining patterns are then evaluated against the now modified class token sequence – in other words, the pattern matcher is re-entrant, and the actions associated with more than one pattern may act on any given token sequence. When the evolving token sequence for a particular record has been tested against all the available patterns, the words in the input string are output into specific fields corresponding to the final class of the tokens associated with each word.

Such approaches necessarily require both an initial and an ongoing investment in rule programming by skilled staff. In order to mitigate this requirement for skilled programming, some investigators have recently described systems which automatically induce rules for information extrac-

tion from unstructured text. These include *Whisk* [11], *No-dose* [12] and *Rapier* [13].

Probabilistic methods are an alternative to these deterministic approaches. Statistical models, particularly hidden Markov models, have been used extensively in the computer science fields of speech recognition and natural language processing to help solve problems such as word-sense disambiguation and part-of-speech tagging [14]. More recently, hidden Markov and related models have been applied to the problem of extracting structured information from unstructured text [15–20].

This paper describes an implementation of lexicon-based tokenisation with hidden Markov models for name and address standardisation – an approach strongly influenced by the work of Borkar *et al.* [20]. This implementation is part of a free, open source [21] record linkage package known as *Febrl* (Freely extensible biomedical record linkage) [22]. *Febrl* is written in the free, open source, object-oriented programming language *Python* [23]. Other aspects of the *Febrl* project will be described in subsequent papers.

### **Cleaning and tokenisation**

The following steps are used to clean and tokenise the raw name or address input string. Firstly, all letters are converted to lower case. Various sub-strings in the input string, such as "c/-" or "c.of" are then converted to their canonical form, such as "care\_of", based on a user-specified and domain-specific substitution table. Similarly, punctuation marks are regularised – for example, all forms of quotation marks are converted to single character (a vertical bar). The cleaned string is then split into a vector of words, using white space and punctuation marks as delimiters.

Using look-up tables and some hard-coded rules, the words in this input vector are assigned one or more tokens, to which we will refer as "observation symbols" henceforth. The hard-coded rules include, for example, the assignment of the AN (alphanumeric) observation symbol to all words which are a mixture of alphabetic and numeric characters. However, the majority of observation symbols are assigned by searching for words, or sub-sequences of words, in various look-up tables. A list of the observation symbols currently supported by the *Febrl* package is given in Table 3. For example, one of the look-up tables may be a list of locality names. If a word (or contiguous group of words) is found in the locality table, then the LN (locality name) observation symbol is assigned to that word (or group). This look-up uses a "greedy" matching algorithm. For example, the wayfare name look-up table might contain a record for "macquarie", the locality qualifier look-up table might contain a record for "fields" and the locality name look-up table might contain a

record for "macquarie fields". If the first word in the input vector is "macquarie" and the second word is "fields", these first two words will be coalesced (into "macquarie\_fields") and will be assigned an LN (locality name) observation symbol, rather than the first word being assigned a WN (wayfare name) symbol and the second field an LQ (locality qualifier) symbol.

Such lexicon-based tokenisation allows readily-available lists of postal codes, locality names, states and territories, as typically published by postal authorities or government gazetteers, to be leveraged to provide the probabilistic model used in the next stage with the maximum number of "hints" about the semantic content of the input string. Note that these probabilistic models are able to cope with situations in which incorrect observation symbols are assigned to particular words in the input string – the only requirement is that the symbols are assigned in a consistent fashion. For example, the input string "17 macquarie fields road, northmead nsw 2345" might be tokenised as "NU-LN-WT-LN-TR-PC" (number-locality name-wayfare type-locality name-territory-postal code). The first LN symbol is wrong in this context because "macquarie fields" is a wayfare name, not a locality name. The hidden Markov models described in the next section are readily able to accommodate such incorrect tokenisation.

### **Hidden Markov models**

A hidden Markov model (HMM) is a probabilistic finite state machine comprising a set of observable facts or observation symbols (also known as output symbols), a finite set of discrete, unobserved (hidden) states, a matrix of transition probabilities between those hidden states, and a matrix of the probabilities with which each hidden state emits an observation symbol [24]. This "emission matrix" is sometimes also called the "observation matrix".

In the case of residential addresses, we posit that hidden states exist for each segment of an address, such as the wayfare (street) number, the wayfare name, the wayfare type, the locality and so on. We treat the tokenised input address as an ordered sequence of observation symbols, and we assume that each observation symbol has been emitted by one of the hidden address states. In other words, we first replace individual words with tokens which represent a guess (based on look-up tables and simple rules) about the part of the name or address which that word represents. These tokens are our observable facts (observation symbols). We then try to determine by statistical induction which of a large number of possible arrangements of hypothetical "emitters" is most likely to have produced the observed sequence. These hypothetical emitters of observation symbols are the hidden states in our model.

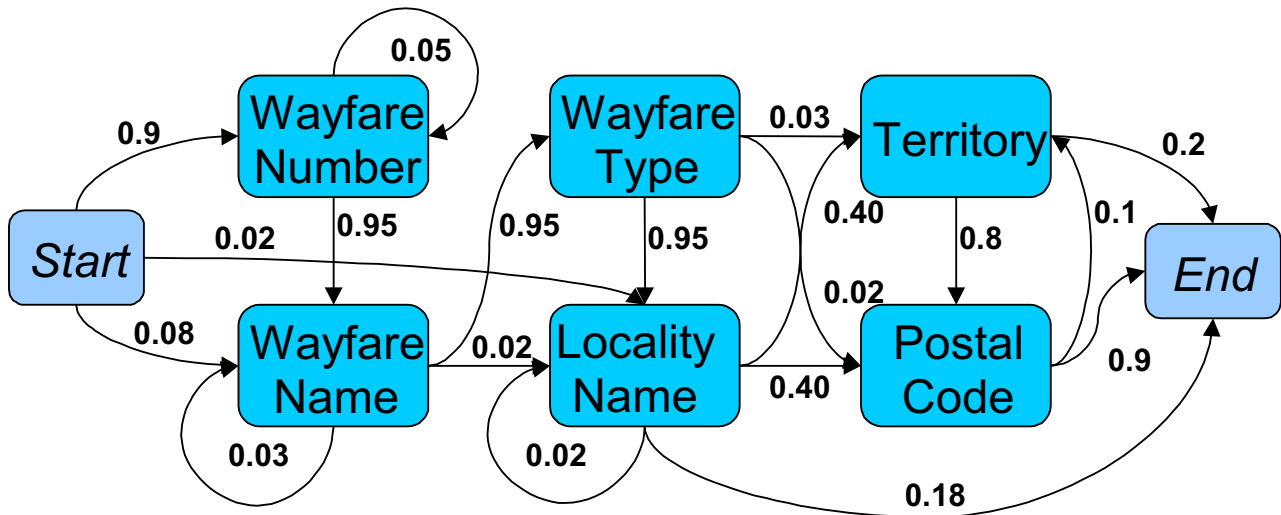
**Table 3: Observation symbols currently supported by the *Febri* package**

Symbol	Description	Usage	Based on
LQ	Locality qualifier words	Addresses	Look-up table
LN	Locality (town, suburb) names	Addresses	Look-up table
TR	Territory (state, region) names	Addresses	Lookup table
CR	Country names	Addresses	Look-up table
IT	Types of institution	Addresses	Look-up table
IN	Names of institutions	Addresses	Look-up table
PA	Type of postal address	Addresses	Look-up table
PC	Postal (zip) codes	Addresses	Look-up table
UT	Types of housing unit (eg flat, apartment)	Addresses	Look-up table
WN	Wayfare names	Addresses	Look-up table
WT	Wayfare types (eg street, road, avenue)	Addresses	Look-up table
TI	Title words (eg Dr, Prof, Ms)	Names	Look-up table
SN	Surnames	Names	Look-up table
GF	Female given names	Names	Look-up table
GM	Male given names	Names	Look-up table
PR	Name prefixes	Names	Look-up table
SP	Name qualifiers (eg aka, also known as)	Names	Look-up table
BO	"baby of" and similar strings	Names	Look-up table
NE	"Nee", "born as" or similar	Names	Look-up table
II	One letter words (initials)	Names	Coded rule
ST	Saint names (eg Saint George, San Angelo)	Both	Look-up table
CO	Comma, semi-colon, colon	Both	Coded rule
SL	Slash "/" and back-slash "\"	Both	Coded rule
N4	Numbers with four digits	Addresses	Coded rule
NU	Other numbers	Both	Coded rule
AN	Alphanumeric words	Both	Coded rule
VB	Brackets, braces, quotes	Both	Coded rule
RU	Rubbish	Both	Look-up table
UN	Unknown (none of the above)	Both	Coded rule

Training data are representative samples of the input records which have been tokenised into sequences of observation symbols as described above, and then tagged with the hidden state which the trainer thought was most likely to have been responsible for emitting each observation symbol. Maximum likelihood estimates (MLEs) are derived for the HMM transition and emission probability matrices by accumulating frequency counts for each type of state transition and observation symbol from the training records. The probability of making the transition from state  $i$  to state  $j$  is the number of transitions from state  $i$  to state  $j$  in the training data divided by the total number of transitions from state  $i$  to a subsequent state. Similarly, the probability of observing symbol  $k$  given an underlying (hidden) state  $j$  is the number of times, in the training data, that symbol  $k$  was emitted by state  $j$  divided by the total number of symbol emissions by state  $j$ . Because of the use of frequency-based MLEs, it is important that the records in the training data set are reasonably representative of the

data sets to be standardised. However, as reported below, the HMMs appear to be quite robust with respect to the training set used and quite general with respect to the data sources with which they can be used. As a result, it is quite feasible to add training records which are archetypes of unusual name or address patterns, without compromising the performance of the HMMs on more typical source records.

The trained HMM can then be used to determine which sequence of hidden states was most likely to have emitted the observed sequence of symbols. In an ergodic (fully connected) HMM, in which each state can be reached from every other state, if there are  $N$  states and  $T$  observations symbols in a given sequence, then there are  $N^T$  different paths through the model. Even with quite simple models and input sequences, it is computationally infeasible to evaluate the probability of every path to find the most likely one. Fortunately, the Viterbi algorithm [25]



**Figure 1**  
**Graph of a simplified, illustrative HMM for addresses with eight states** Rectangular nodes denote hidden states. Numbers indicate the probabilities of transitions between states, represented by the edges (arrowed lines). Transitions with zero probability are not shown in the interests of clarity.

provides an efficient method for pruning the number of probability calculations needed to find the most likely path through the model.

Once found, the most likely path through the HMM can then be used to associate each word in the original input string with a hidden state, and this information is then used to segment the input string into atomic data elements like those illustrated in Table 2. This approach can also be used with names or other variably-formatted text, using different sets of hidden states, observation symbols, transition and output matrices.

Figure 1 shows a simplified HMM for addresses with eight states. The *start* and *end* states are both virtual states as they do not emit any observation symbols. The probabilities of transition from one state to another are shown by the arrows (transitions with zero probabilities are omitted for the sake of clarity). The illustrative transition and emission probability matrices for this model are shown in Tables 4 and 5.

Notice that the probabilities in each row of the transition matrix and in each column of the emission matrix add up to one. Also notice that none of the probabilities in the emission matrix are zero. In practice, it is common for some combinations of state and observations symbol not to appear in the training data, resulting in a maximum

likelihood estimate of zero for that element of the emission matrix. Such zero probabilities can cause problems when the model is presented with new data, so smoothing techniques are used to assign small probabilities (in this case 0.01) to all unencountered observation symbols for all states. Traditionally Laplace smoothing is used [26], but Borkar *et al.* have also described the use of absolute discounting as an alternative when there are a large number of distinct observation symbols [20]. The *Febrl* package offers both types of smoothing.

Now consider an example address: "17 Epping St Smithfield New South Wales 2987". This would first be cleaned and tokenised as follows.

['17', 'epping', 'street', 'smithfield', 'nsw', '2987' ]

['NU', 'LN', 'WT', 'LN', 'TR', 'PC' ]

Note that Epping is a suburb of the city of Sydney in the state of New South Wales, Australia, hence the word "epping" in the input string is assigned an LN (locality name) observation symbol even though to a human observer it is clearly a wayfare name in this context. This does not matter because we are ultimately not interested in the types of the observed symbols but rather in the underlying hidden states which were most likely to have generated them.

**Table 4: Transition probability matrix for simplified, illustrative model**

From state	To state							
	Start	Wayfare Number	Wayfare Name	Wayfare Type	Locality Name	Territory	Postal Code	End
Start	0	0.9	0.08	0	0.02	0	0	0
Wayfare Number	0	0.05	0.95	0	0	0	0	0
Wayfare Name	0	0	0.03	0.95	0.02	0	0	0
Wayfare Type	0	0	0	0	0.95	0.03	0.02	0
Locality name	0	0	0	0	0.02	0.4	0.4	0.18
Territory	0	0	0	0	0	0	0.8	0.2
Postal Code	0	0	0	0	0	0.1	0	0.9
End	0	0	0	0	0	0	0	0

Table cells contain probabilities of transition from the state listed at the left of each row to the state identified at the top of each column.

**Table 5: Emission probability matrix for a simplified, illustrative model**

Observation Symbol	State							
	Start	Wayfare Number	Wayfare Name	Wayfare Type	Locality Name	Territory	Postal Code	End
NU	-	0.9	0.01	0.01	0.01	0.01	0.1	-
WN	-	0.01	0.5	0.01	0.1	0.01	0.01	-
WT	-	0.01	0.01	0.92	0.01	0.01	0.01	-
LN	-	0.01	0.1	0.01	0.8	0.01	0.01	-
TR	-	0.01	0.07	0.01	0.01	0.94	0.01	-
PC	-	0.04	0.01	0.01	0.01	0.01	0.85	-
UN	-	0.02	0.31	0.03	0.06	0.01	0.01	-

Table cells contain probabilities that the state identified at the top of each column will emit the observation symbol listed at the left of each row.

Even in this very simple model there are  $8^6 = 262,144$  possible combinations of hidden states which could have generated this observed sequence of symbols – such as the following sequence of states (with the corresponding observation symbols in brackets):

Start -> Wayfare Name (NU) -> Locality Name (LN) -> Postal Code (WT) -> Territory (LN) -> Postal Code (TR) -> Territory (PC) ->End

Common sense tells us that this sequence of hidden states is a very unlikely explanation for the observed symbols. From our HMM, the probability of this sequence is indeed rather small (emission probabilities are underlined):

$$0.08 \times \underline{0.01} \times 0.02 \times \underline{0.8} \times 0.4 \times \underline{0.01} \times 0.1 \times \underline{0.01} \times 0.8 \times \underline{0.01} \times 0.1 \times \underline{0.01} \times 0.2 = 8.19 \times 10^{-17}$$

The following sequence of hidden states is a more plausible explanation for the observed symbols:

Start -> Wayfare Number (NU) -> Wayfare Name (LN) -> Wayfare Type (WT) -> Locality (LN) -> Territory (TR) -> Postal Code (PC) ->End

In fact, according to our simple HMM, this sequence has the greatest probability of all 262,144 possible combinations of hidden states and observation symbols and is therefore the most likely explanation for the input sequence of observation symbols:

$$0.9 \times \underline{0.9} \times 0.95 \times \underline{0.1} \times 0.95 \times \underline{0.92} \times 0.95 \times \underline{0.8} \times 0.4 \times \underline{0.94} \times 0.8 \times \underline{0.85} \times 0.9 = 1.18 \times 10^{-2}$$

It is then a simple matter to use this information to segment the cleaned version of the input string into address elements and output them, as shown in Table 6.

**Table 6: Example address elements output by a simplified, illustrative model**

Original Words	Observation Symbol	Hidden State	Output Value
17	NU	Wayfare Number	17
Epping	LN	Wayfare Name	epping
St	WT	Wayfare Type	street
Smithfield	LN	Locality	smithfield
New South Wales	TR	Territory	nsw
2987	PC	Postal Code	2987

Further details of the way in which HMMs are implemented in the *Febrl* package are available in the associated documentation [22]. The hidden states used in the name and address HMMs are shown in Tables 7 and 8 respectively. These hidden states, and the observation symbols listed Table 3, were derived heuristically from *AutoStan* tokens and rules developed previously by two of the authors (TC and KL) for use with Australian names and residential addresses. Figures 2 and 3 show directed graphs of these models. Currently, the observation symbols and hidden states are "hard coded" into the *Febrl* software package, although they can be altered by editing the freely available source code. Future versions of the package will use "soft-coded" observation symbols and hidden states, allowing users in other countries to adapt the HMMs for other types of name and address information, or indeed for quite different information extraction tasks, without the need for Python programming skills.

## Methods

We evaluated the performance of the approach described above with typical Australian residential address data using two data sources.

The first source was a set of approximately 1 million addresses taken from uncorrected electronic copies of death certificates as completed by medical practitioners and coroners in the state of New South Wales (NSW) in the years 1988 to 2002. The majority of these data were entered from hand-written death certificate forms. The information systems into which the data were entered underwent a number of changes during this period.

The second data set was a random sample of 1,000 records of residential addresses drawn from the NSW Inpatient Statistics Collection for the years 1993 to 2001 [27]. This collection contains abstracts for every admission to a public- or private-sector acute care hospital in NSW. Most of the data were extracted from a variety of computerised hospital information systems, with a small proportion entered from paper forms.

Accuracy measurements for name standardisation were conducted using a subset of the NSW Midwives Data Collection (MDC) [28]. This subset contained 962,776 records for women who had given birth in New South Wales, Australia, over a ten year period (1990–2000). Most of these data was entered from hand-written forms, although some of the data for the latter years were extracted directly from computerised obstetric information systems.

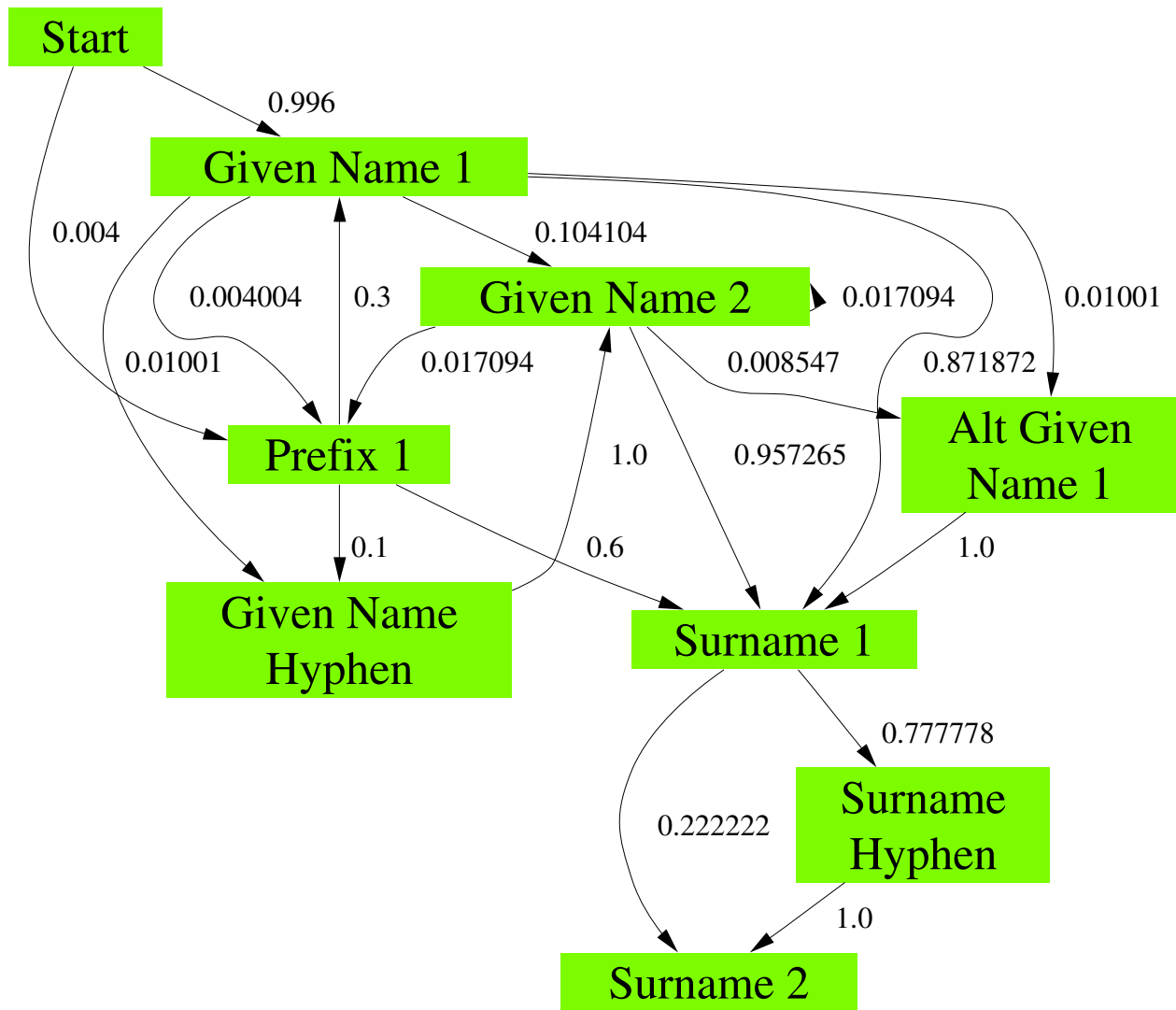
Access to these data sets for the purpose of this project was approved by the Australian National University Human Research Ethics Committee and by the relevant data custodians within the NSW Department of Health. The data sets used in this project were held on secure computing facilities at the Australian National University and the NSW Department of Health head offices. In order to minimise the invasion of privacy which is necessarily associated with almost all research use of identified data, the medical and health status details were removed from the files used in this project. Thus, for this project the investigators had access to files of names and addresses, but not to any of the medical or other details for the individuals identified in those files, other than the fact that they had died or had given birth.

## Address standardisation

Training of HMMs for residential address standardisation was performed by a process of iterative refinement.

An initial hidden Markov model (HMM) was trained using 100 randomly selected death certificate (DC) records. Annotating these records with state and observation symbol information took less than one person-hour. The resulting model was used to process 1,100 randomly chosen DC records. These records then became a second-stage training set, with each record already annotated with states and observation symbols derived from the initial model. This annotation was manually checked and corrected where necessary, which took about 5 person-hours. An HMM derived from this second training set was then used to standardise 50,000 randomly chosen DC records,





**Figure 2**  
**Graph of the name standardisation HMM evaluated in this study** Rectangular nodes denote hidden states. Numbers indicate the probabilities of transitions between states, represented by the edges (arrowed lines). States which were not used and transitions which had a zero probability in the evaluation have been suppressed in the interests of clarity. Prepared with the Graphviz tool <http://www.research.att.com/sw/tools/graphviz/>.

and records with unusual patterns of observation symbols (with a frequency of six or less) were examined, corrected and added to the training set if the results produced by the second-stage HMM were incorrect. A new HMM was then derived from this augmented training set and the process repeated a further three times, resulting in the addition of approximately 250 "atypical" training records (bringing the total number of training records to 1,450). The HMM which emerged from this process, designated HMM1, was

used to standardise 1,000 randomly chosen DC test records and the accuracy of the standardisation was assessed. Laplace smoothing used in this and all subsequent address standardisation evaluations. Approximately ten hour person-hours of training time was required to reach this point.

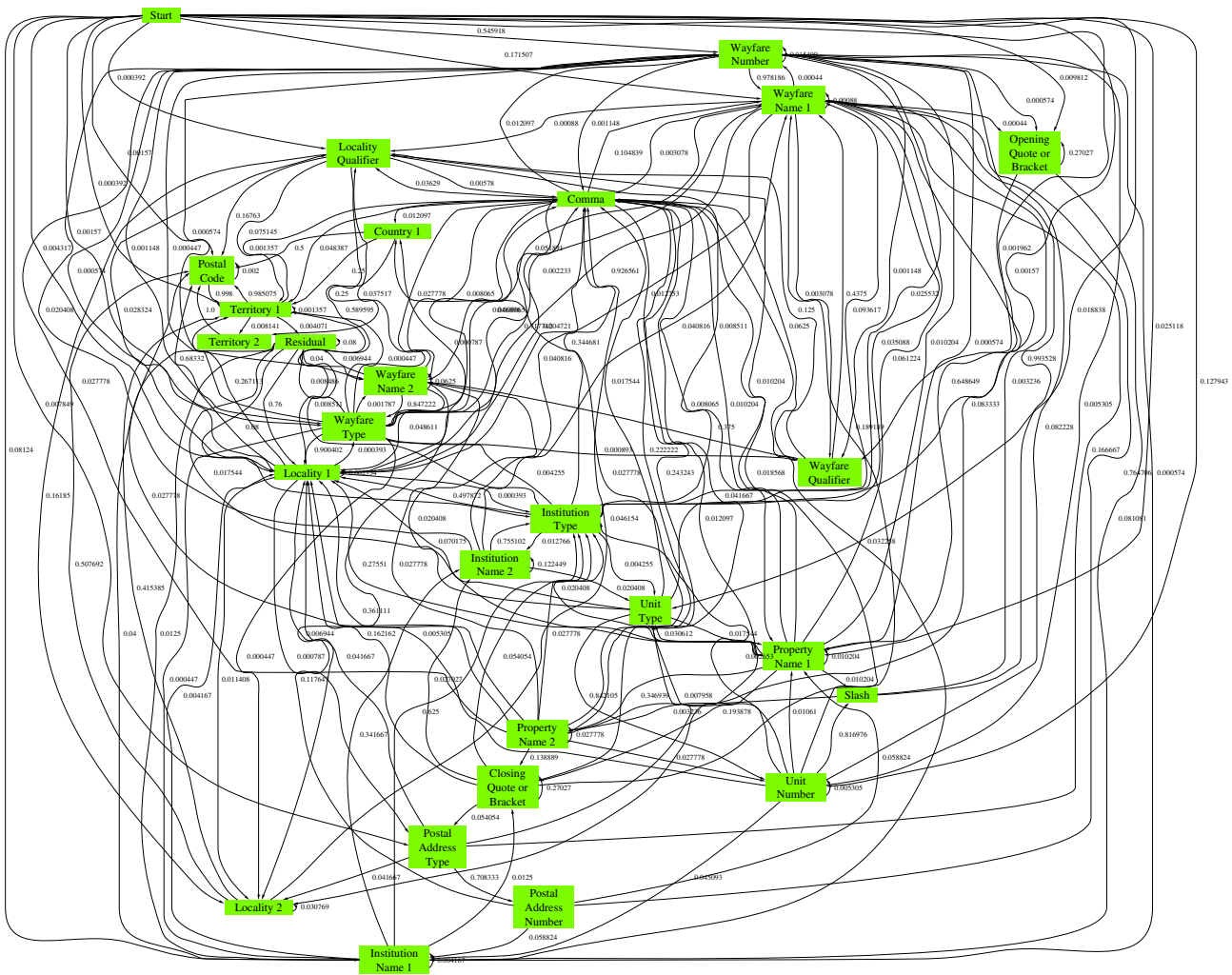
HMM1 was then used to standardise 1,000 randomly chosen Inpatient Statistics Collection (ISC) test records, and

Table 7: Hidden states for name standardisation currently supported by the *Febri* package

Hidden State	Description
titl	Title ( <i>Mr, Ms, Dr</i> etc) state
baby	State for <i>baby of, son of</i> or <i>daughter of</i>
knwn	State for <i>known as</i>
andor	State for <i>and</i> or <i>or</i>
gname1	First given name state
gname2	Second given name state
ghyph	Given name hyphen state
gopbr	Given name opening bracket or quote state
gclbr	Given name closing bracket or quote state
agname1	First alternative given name state
agname2	Second alternative given name state
coma	State for commas, semi-colons etc
sname1	First surname state
sname2	Second surname state
shyph	Surname hyphen state
sopbr	Surname opening bracket or quote state
sclbr	Surname closing bracket or quote state
asname1	First alternative surname state
asname2	Second alternative surname state
pref1	First name prefix state
pref2	Second name prefix state
rubb	State for residual elements

Table 8: Hidden states for address standardisation currently supported by the *Febri* package

Hidden state	Description (examples in bold italics)
wfnu	Wayfare number state ( <b>23</b> Sherlock Holmes Street, Potingu West NSW 2876)
wfna1	First wayfare name state (23 <b>Sherlock</b> Holmes Street, Potingu West NSW 2876)
wfna2	Second wayfare name state (23 Sherlock <b>Holmes</b> Street, Potingu West NSW 2876)
wfql	Wayfare qualifier state (23 Sherlock Holmes Street <b>South</b> , Potingu West NSW 2876)
wfty	Wayfare type state (23 Sherlock Holmes <b>Street</b> , Potingu West NSW 2876)
unnu	Unit number state (Flat <b>5</b> 23 Sherlock Holmes Street, Potingu West NSW 2876)
unty	Unit type state ( <b>Flat</b> 5 23 Sherlock Holmes Street, Potingu West NSW 2876)
prna1	First property name state ( <b>Emoh</b> Ruo, Patonga Road, Potingu West NSW 2876)
prna2	Second property name state (Emoh <b>Ruo</b> , Patonga Road, Potingu West NSW 2876)
inna1	First institution name state ( <b>Lost</b> Dogs Home, Patonga Road, Potingu West NSW 2876)
inna2	Second institution name state (Lost <b>Dogs</b> Home, Patonga Road, Potingu West NSW 2876)
inty	Institution type (Lost Dogs <b>Home</b> , Patonga Road, Potingu West NSW 2876)
panu	Postal address number state (Roadside Mailbox <b>234</b> , Patonga Road, Potingu West NSW 2876)
paty	Type of postal address state ( <b>Roadside Mailbox</b> 234, Patonga Road, Potingu West NSW 2876)
hyph	Hyphen state
sla	Slash state (5/23 Sherlock Holmes Street, Potingu West NSW 2876)
coma	Comma, semi-colon etc state
opbr	State for opening bracket or quote
clbr	State for closing bracket or quote
loc1	First locality name state (5/23 Sherlock Holmes Street, <b>Potingu</b> West NSW 2876)
loc2	Second locality name state
locql	Locality qualifier state (5/23 Sherlock Holmes Street, Potingu <b>West</b> NSW 2876)
pc	Postal code state (5/23 Sherlock Holmes Street, Potingu West NSW <b>2876</b> )
ter1	First territory name state (5/23 Sherlock Holmes Street, Potingu West <b>NSW</b> 2876)
ter2	Second territory name state
cntr1	First country name state (5/23 Sherlock Holmes Street, Potingu West NSW 2876, <b>Australia</b> )
cntr2	Second country name state
rubb	State for residual elements



**Figure 3**  
**Graph of the address standardisation HMM evaluated in this study** Rectangular nodes denote hidden states. Numbers indicate the probabilities of transitions between states, represented by the edges (arrowed lines). States which were not used and transitions which had a zero probability in the evaluation have been suppressed in the interests of clarity. Prepared with the Graphviz tool <http://www.research.att.com/sw/tools/graphviz/>.

the accuracy assessed. In other words, an HMM trained using one data source (DC) was used to standardise addresses from a different data source (ISC) without any retraining of the HMM.

An additional 1,000 randomly chosen address training records derived from the Midwives Data Collection (MDC) were then added to the 1,450 training records described above, and this larger training set was used to derive HMM2. HMM2 was then used to re-standardise the

same sets of randomly chosen test records described in the first and second steps above, and the results were assessed.

A further 60 training records, based on archetypes of those records which were incorrectly standardised in all of the preceding tests, were then added to the training set to produce HMM3. HMM3 was then used to re-standardise the same DC and ISC test sets. Thus, HMM3 could be considered as an "overfitted" model for the particular records in the two test sets, although in practice researchers are likely to use such overfitting to maximise standardisation accu-

accuracy for the particular data sets used in their studies. The total training time for all address standardisation models was not more than 20 person hours.

Finally, by way of comparison, the same two 1,000 record test data sets were standardised using *AutoStan* in conjunction with a rule set which had been developed and refined by two of the investigators (TC and KL) over several years for use with ISC (but not DC) address data, representing a cumulative investment of at least several person-weeks of programming time.

### **Name standardisation**

To assess the accuracy of name standardisation, a subset of 10,000 records with non-empty name components was selected from the MDC data set (approximately a one per cent sample). This sample was split into ten test sets each containing 1,000 records. A ten-fold cross validation study was performed, with each of the folds having a training set of 9,000 records and the remaining 1,000 records being the test set. The training records were marked up with state and observation symbol information in about 10 person-hours using the iterative refinement method described above. HMMs were then trained without smoothing, and with Laplace and absolute discount smoothing, resulting in 30 different HMMs. We found that smoothing had a negligible effect on performance, and only the results from the unsmoothed HMMs are reported here.

The performance of HMMs for name standardisation was compared with a deterministic rule-based standardisation algorithm which is also implemented in the *Febri* package – details of this algorithm can be found in the associated documentation [22].

### **Evaluation criteria**

For all tests, records were judged to be accurately standardised when all of the elements present in the input address string, with the exception of punctuation, were allocated to the correct output field, and the values in each output field were correctly transformed to their canonical form where required. Thus, a record was judged to have been incorrectly standardised if any element of the input string was not allocated to an output field, or if any element was allocated to the wrong output field. Due to resource constraints, the investigators were not blind to the nature of the standardisation process (HMM versus *AutoStan*) used. Exact binomial 95 per cent confidence limits for the proportion of correctly standardised records were calculated using the method given in [29].

In the records which were standardised incorrectly, not every data element was assigned to the wrong output field. For each of these address records, the proportions (and

corresponding 95 per cent confidence limits) of data elements which were assigned to the wrong output field, or which were not assigned to an output field at all, were calculated. These quantities were not calculated for names due to the much simpler form of the name data.

### **Computational performance**

Indicative run times for the training and application of the HMMs described above were recorded on two computing platforms. Name standardisation was run on a lightly-loaded Sun Enterprise 450 computer with four 480 MHz Ultra-SPARC II processors and 4 gigabytes of main memory, running the Sun Solaris (64-bit Unix) operating system. Address standardisation was performed on a single-user 1.5 GHz Pentium 4 personal computer with 512 MB of main memory, running the 32-bit Microsoft Windows 2000 operating system. Python version 2.2 was used in both cases. Times were averaged over ten runs.

## **Results**

### **Addresses standardisation**

Results are shown in Table 9.

The mean proportions of data items in each address which were assigned to the incorrect output field, or which were not assigned to any output field, are shown in Table 10.

### **Name standardisation**

Results of the ten-fold cross-validation of name standardisation on 1,000 names of mothers are shown in Table 11.

### **Computational performance**

In all cases it took under 15 seconds to train the various HMMs, once the training data files had been prepared (as described earlier).

HMM standardisation of  $10^3$ ,  $10^4$  and  $10^5$  name records on the Sun platform took an average of 67 seconds, 525 seconds and 5133 seconds (86 minutes) respectively, indicating that performance scales as  $O(n)$  – that is, linearly with the number of records to be processed. HMM standardisation of one million address records on the PC platform took 14,061 seconds (234 minutes), or 5832 seconds (97 minutes) with the Psyco just-in-time Python compiler enabled [30]. *AutoStan* took 1849 seconds (31 minutes) to standardise the same one million address records on the same computer.

## **Discussion**

### **Address standardisation**

The overall address standardisation results indicate that for typical Australian addresses captured by a variety of information systems, the HMM approach described in this paper performs at least as well as a widely-used rule-based system when used with the data source for which that sys-

**Table 9: Results of the address standardisation evaluation**

Test Data Set (1000 records)	HMM/Method			
	HMM1	HMM2	HMM3	AutoStan
Death Certificates	0.957 (0.943 – 0.969)	0.968 (0.955 – 0.978)	0.976 (0.964 – 0.985)	0.915 (0.896 – 0.932)
Inpatient Statistics Collection	0.957 (0.943 – 0.969)	0.959 (0.945 – 0.970)	0.974 (0.962 – 0.983)	0.953 (0.938 – 0.965)

Table cells contain the proportion of correctly standardised address records for each of the two data sources listed. Ninety-five per cent confidence limits for the proportions are given in brackets.

**Table 10: Mean proportion of data items in each address which were assigned to the incorrect output field**

	HMM/Method			
	HMM1	HMM2	HMM3	AutoStan
Death Certificates	0.31 (0.25 – 0.37)	0.31 (0.24 – 0.38)	0.33 (0.23 – 0.42)	0.29 (0.26 – 0.32)
Inpatient Statistics Collection	0.23 (0.18 – 0.28)	0.23 (0.18 – 0.28)	0.21 (0.15 – 0.26)	0.19 (0.17 – 0.22)

Table cells contain the mean proportion of data items in each address which were assigned to the incorrect output field, or to no output field. Ninety-five per cent confidence limits for the proportions are given in brackets.

**Table 11: Results of name standardisation evaluation**

	Folds										Mean
	1	2	3	4	5	6	7	8	9	10	
HMM	0.966	0.921	0.852	0.970	0.966	0.938	0.831	0.920	0.954	0.884	0.920
Rules	0.997	0.983	0.991	0.983	0.975	0.976	0.985	0.981	0.976	0.971	0.982

tem's rules were developed, and better when used on a different data set. In other words, HMMs trained on a particular data source appear to be more general than a rule-based system using rules developed for the same data.

In addition, the improvements in performance observed with HMM2 and HMM3 suggest that, although frequency-based maximum likelihood estimates are used to derive the probability matrices, the resulting HMMs are fairly indifferent to the source of their training data, and their performance can even be improved by the addition of a small number of "atypical" training records which do not "fit" the HMM very well.

It is probable that some of the observed generality of the HMMs stems from the use of lexicon-based tokenisation as implemented in the *Febrl* package, which enables exhaustive but readily available place name and other lists to be leveraged. In contrast, Borkar *et al.* [20] replaced

each word in each input addresses with symbols based on a simple rational expression grouping eg 3-digit number, 5-digit number, single character, multi-character word, mixed alphanumeric word. These symbols contain much less semantic information than the lexicon-based symbols used in *Febrl*, although they have the advantage of not requiring look-up tables (lexicons). Borkar *et al.* also used nested HMMs to achieve acceptable accuracy on more complex addresses [20]. At least for Australian addresses, which are of similar complexity to North American addresses, but less complex than most European and Asian addresses, we have not found nested models to be necessary. This may be because the lexicon-based tokenisation used in *Febrl* preserves more information from the source string for use by the HMM, at the expense of a more complex model. However, the computational performance of these models is satisfactory. Future attempts at optimisation, by re-writing parts of the code, such as the Viterbi algorithm, in C are expected to yield significant increases in speed. In addition, the standardisation of each record is

completely independent from other records, and hence can readily be performed in parallel on clusters of workstations (COWs).

Standardisation is not an all-or-nothing transformation, and both the rule-based and HMM approaches appear to degrade gracefully when the model or rules make errors. In the address records which were not accurately standardised by the HMMs, at least two-thirds of all data elements present in the input record were allocated to the correct output fields. Thus, even these incorrectly standardised records would have considerable discriminatory power when used for record linkage purposes. In only two test records (out of 2000) were all of the address elements wrongly assigned, and both of these were foreign addresses in non-English speaking countries. The performance of our *AutoStan* rule set was similar in this respect.

A significant proportion of incorrectly standardised addresses were of the form "Penryth Downs St Blackstump NSW 2987", which, in the absence of additional information, could be interpreted as either of the following sequences of states:

Property Name(UN) -> Wayfare Name(UN) -> Wayfare Type(WT) -> Locality Name(LN) -> Territory(TR) -> Postal Code(PC)

Wayfare Name 1(UN)-> Wayfare Name 2(UN) -> Wayfare Type(WT) -> Locality Name(LN) -> Territory(TR) -> Postal Code(PC)

It is unlikely that further training would assist the HMM in resolving this conundrum. One solution would be to validate the wayfare names as output by the HMM for each locality (where lists of wayfare names for each locality are available), and in cases in which the validation fails, to re-allocate the first of the two (apparent) wayfare names as a property name. Other incorrectly standardised records would also benefit from this type of specific post-processing which would be applied only to those records which have been assigned a particular sequence of hidden states by the HMM.

### **Name standardisation**

The performance of the HMM approach for name standardisation, compared to a rule-based approach, was less favourable. Given the simple form of most names in the test data, the rule-based approach was very accurate, achieving 97 per cent accuracy or better, whereas up to 17 per cent of names in the test data were incorrectly standardised by the HMM.

A possible reason for this poor performance may lie in the relative homogeneity of the MDC name data. Out of the

10,000 randomly selected names, approximately 85 per cent were of the simple form "*givenname surname*", and a further nine per cent were either of the form "*givenname givenname surname*" or "*givenname surname surname*". Thus the trained HMMs had very few non-zero transition probabilities, with a consequent restriction in the number of likely paths through the models.

Names with either two given names or two surnames seemed to be especially problematic. Often the HMMs misclassified the middle name as a second given name instead of the first of two surnames. This is due to the large number of names of the form "*givenname surname*", which resulted in a very high transition probability from the first given name state to the first surname state. Therefore a second given name is often assigned by the HMM as a first surname, and the real surname as a second surname.

We plan to investigate whether higher-order HMMs, in which the transition probabilities between the current state and a sequence of two or more subsequent states are modelled, may perform better on this type of data.

Other areas which warrant further investigation include the utility of iterative re-estimation of the HMM parameters using the Baum-Welch [24], expectation maximisation (EM) [31] or gradient methods [32], and the substitution of maximum entropy Markov models [33] for the hidden Markov models currently used.

One further difficulty is that the estimated probability for the most likely path through the model for each input string depends on the number of words in that string – the more words there are, the more state transitions and hence the lower the overall probability of paths through the model. Thus, input strings cannot be ranked by the maximum probability returned by the Viterbi algorithm in order to find those for which the model is a "poor fit". This problem can be overcome by calculating the "log odds score" [34,35], which is the logarithm of the ratio of the probability that an input string was generated by the HMM to the probability that it was generated by a very general "null" model. Input strings can be ranked by this score, and strings with low scores considered for addition to the training data set.

### **Conclusions**

Clearly more work needs to be done to improve the performance of HMMs on simpler, more homogeneous data such as mothers' names. However, the use of lexicon-based tokenisation combined with simple first-order HMMs as described in this paper does appear to be a viable alternative to traditional rule-based standardisation methods for more complex data such as residential addresses. Furthermore, the HMM approach does not re-

quire substantial initial and ongoing input by skilled programmers in order to set up and maintain complex sets of rules. Instead, clerical staff can be used to create and update the training files from which the probabilistic models are derived.

Future work on the standardisation aspects of the *Febri* package will focus on internationalisation, the addition of post-processing rules which are associated with particular hidden state sequences which are known to be problematic, and investigation of higher order models and re-estimation procedures as noted above. We hope that other researchers will take advantage the free, open source license under which the package is available to contribute to this development work.

### Competing interests

None.

### Authors' contributions

TC and PC jointly designed, programmed and documented the described software. TC drafted the manuscript and PC and KL helped to edit it. TC, PC, KL and JXZ tested the software. KL and TC prepared the evaluation data and the *AutoStan* address standardisation rules. TC undertook the evaluation of address standardisation. PC undertook the evaluation of name standardisation. JXZ identified the potential utility of HMMs for name and address standardisation and assisted in the documentation of the software package.

All authors read and approved the final manuscript.

### Acknowledgements

This work was equally funded by the Australian National University (ANU) and the New South Wales Department of Health under ANU-Industry Collaboration Scheme (AICS) grant number I-2001. The authors thank the reviewers for their detailed and helpful comments, which motivated substantial improvements to the paper.

### References

- Gill L, Goldacre M, Simmons H, Bettley G and Griffith M **Computerised linking of medical records: methodological guidelines.** *J Epidemiol Community Health* 1993, **47**:316-319
- Roos LL and Nicol JP **A research registry: uses, development, and accuracy.** *J Clin Epidemiol* 1999, **52**(1):39-47
- Ellsworth DL, Hallman DM and Boerwinkle E **Impact of the Human Genome Project on Epidemiologic Research.** *Epidemiol Rev* 1997, **19**(1):3-13
- Khoury MJ **Human genome epidemiology: translating advances in human genetics into population-based data for medicine and public health.** *Genet Med* 1999, **1**(3):71-73
- Cook LJ, Knight S, Olson LM, Nechodom PJ and Dean JM **Motor vehicle crash characteristics and medical outcomes among older drivers in Utah, 1992-1995.** *Ann Emerg Med* 2000, **35**(6):585-591
- National Center for Biotechnology Information **PubMed Overview.** Bethesda, MA, U.S. National Library of Medicine 2002.
- Winkler WE **Record Linkage Software and Methods for Merging Administrative Lists.** *Statistical Research Report Series No. RR/2001/03*, Washington DC, US Bureau of the Census 2001.
- Gill L **Methods for Automatic Record Matching and Linking and their use in National Statistics.** *National Statistics Methodological Series No. 25*, London, National Statistics 2001.
- Rahm E and Do HH **Problems and Current Approaches.** *IEEE Bulletin of the Technical Committee on Data Engineering* 2000, **23**(4):
- MatchWare Technologies **AutoStan and AutoMatch User's Manuals** Kennebunk, Maine 1998. These products have been subsumed into a suite of data quality solutions offered by Ascential Software Inc. <http://www.ascentialsoftware.com>
- Soderland S **Learning information extraction rules for semi-structured and free text.** *Machine Learning* 1999, **34**:233-272
- Aldelberg B **Nodose: a tool for semi-automatically extracting structured and semistructured data from text documents.** In: *Proceedings of ACM SIGMOD International Conference on Management of Data* New York, Association for Computing Machinery 1998, 283-294
- Califf ME and Mooney RJ **Relational learning of pattern-match rules for information extraction.** In: *Proceedings of the Sixteenth National Conference on Artificial Intelligence (AAAI-99)*, Menlo Park, CA, American Association for Artificial Intelligence 1999, 328-334
- Rabiner L and Juang B-H **Fundamentals of speech recognition.** New Jersey, Prentice-Hall 1993, **Ch 6**:
- Bikel DM, Miller S, Schwartz R and Weischedel R **Nymble: a high-performance learning name-finder.** In: *Proceedings of ANLP-97*, Haverfordwest, Wales, UK, Association for Neuro-Linguistic Programming 1997, 194-201
- Freitag D and McCallum A **Information extraction using HMMs and shrinkage.** In: *Papers from the AAAI-99 Workshop on Machine Learning for Information Extraction*, Menlo Park, CA, American Association for Artificial Intelligence 1999, 31-36
- Leek TR **Information extraction using hidden Markov models (Master's thesis).** University of California San Diego 1997.
- Freitag D and McCallum A **Information extraction with HMM structures learned by stochastic optimisation.** In: *Proceedings of the Eighteenth Conference on Artificial Intelligence (AAAI-2000)*, Menlo Park, CA, American Association for Artificial Intelligence 2000, 584-589
- Seymore K, McCallum A and Rosenfeld R **Learning hidden Markov model structure for information extraction.** In: *Papers from the AAAI-99 Workshop on Machine Learning for Information Extraction* 1999, 37-42
- Borkar V, Deshmukh K and Sarawagi S **Automatic segmentation of text into structured records.** In: *Electronic Proceedings of ACM SIGMOD Conference 2001: Santa Barbara, California, USA*. New York, Association for Computing Machinery 2001.
- Carnall D **Medical software's free future.** *BMJ* 2000, **321**:976
- Christen P and Churches T **Joint Computer Science Technical Report TR-CS-02-05: Febri - Freely extensible biomedical record linkage.** Canberra: Australian National University 2002.
- van Rossum G and Drake FL **Python Reference Manual.** Virginia, PythonLabs Inc. 2001.
- Rabiner LR **A Tutorial on Hidden Markov Models and Selected Applications in Speech Recognition.** *Proceedings of the IEEE* 1989, **77**(2):257-286
- Forney GD **The Viterbi Algorithm.** *Proceedings of the IEEE* 1973, **61**:268-278
- Laplace P-S **Nine Philosophical Essays on Probabilities.** (Translated by A.I. Dale from the 5th French edition of 1825), New York, Springer 1995.
- New South Wales Department of Health **NSW Health Data Collections - Inpatient Statistics Collection.** Sydney 2002.
- Public Health Division **New South Wales Mothers and Babies 2000.** *N S W Public Health Bull* 2001, **12**(S-3):1-114
- Armitage P, Berry G and Matthews JNS **Statistical Methods in Medical Research.** Oxford, Blackwell Science 2002, 117
- Rigo A **Psyco: the Python specialising compiler.** Brussels: Université Libre de Bruxelles 2002.
- Dempster AP, Laird NM and Rubin DB **Maximum likelihood from incomplete data via the EM algorithm.** *J Roy Stat Soc* 1977, **39**(1):1-38
- Levinson SE, Rabiner LR and Sondhi MM **An introduction to the application of the theory of probabilistic functions of a Markov process to automatic speech recognition.** *Bell Systems Technical Journal* 1983, **62**(4):1035-1074
- McCallum A, Freitag D and Pereira F **Maximum Entropy Markov Models for Information Extraction and Segmentation.** In: *Proceedings of the International Conference on Machine Learning - 2000*. California, Stanford University 2000.

34. Altschul SF **Amino acid substitution matrices from an information theoretic perspective.** *JMB* 1991, **219**:555-565
35. Barrett C, Hughey R and Karplus K **Scoring hidden Markov models.** *Comput Appl Biosci* 1997, **13(2)**:191-199

### Pre-publication history

The pre-publication history for this paper can be accessed here:

<http://www.biomedcentral.com/1472-6947/2/9/prepub>

Publish with **BioMed Central** and every scientist can read your work free of charge

*"BioMed Central will be the most significant development for disseminating the results of biomedical research in our lifetime."*

Sir Paul Nurse, Cancer Research UK

Your research papers will be:

- available free of charge to the entire biomedical community
- peer reviewed and published immediately upon acceptance
- cited in PubMed and archived on PubMed Central
- yours — you keep the copyright

Submit your manuscript here:  
[http://www.biomedcentral.com/info/publishing\\_adv.asp](http://www.biomedcentral.com/info/publishing_adv.asp)

