

# First-Episode Psychosis incidence pre-, during, and post-COVID-19 pandemic: a six-year natural quasi-experimental study in South London



Andrea Quattrone,<sup>a,b,\*</sup> Eleni Petkari,<sup>c</sup> Edoardo Spinazzola,<sup>b,d</sup> Perry B. M. Leung,<sup>d,e</sup> Zhikun Li,<sup>f,g</sup> Robert Stewart,<sup>h,i</sup> Diego Quattrone,<sup>b,f,i</sup> Marta Di Forti,<sup>b,f,i</sup> Robin M. Murray,<sup>b,d,i</sup> and Mariana Pinto da Costa<sup>a,h,i</sup>



<sup>a</sup>ICBAS - School of Medicine and Biomedical Sciences, University of Porto, Portugal

<sup>b</sup>South London and Maudsley NHS Foundation Mental Health Trust, London, United Kingdom

<sup>c</sup>Personality, Assessment and Psychological Treatments, School of Psychology, University of Malaga, Spain

<sup>d</sup>Department of Psychosis Studies, Institute of Psychiatry, Psychology & Neuroscience, King's College London, United Kingdom

<sup>e</sup>Department of Psychiatry, Li Ka Shing Faculty of Medicine, The University of Hong Kong, Hong Kong SAR, China

<sup>f</sup>Department of Social Genetics and Developmental Psychiatry, Institute of Psychiatry, Psychology & Neuroscience, King's College London, United Kingdom

<sup>g</sup>Centre for Neurodevelopmental Disorders New Hunt's House, Guy's Campus King's College London, United Kingdom

<sup>h</sup>Department of Psychological Medicine, Institute of Psychiatry, Psychology and Neuroscience, King's College of London, United Kingdom

<sup>i</sup>National Institute for Health and Care Research, Maudsley Biomedical Research Centre at South London and Maudsley NHS Foundation Trust and King's College London, United Kingdom

## Summary

**Background** The COVID-19 pandemic may have been accompanied by an increased exposure to psychosis risk factors. We used a pre-during-post study design to examine variations in the incidence of First-Episode Psychosis (FEP) before, during, and after the COVID-19 pandemic in South London. We hypothesised that FEP rates rose during the pandemic and subsequently returned to pre-pandemic levels.

**Methods** Using the Clinical Record Interactive Search (CRIS) system, we screened individuals referred for FEP to Early Intervention Services for Psychosis (EISs) of the South London and Maudsley NHS Foundation Trust (SLaM) from 1 March 2018 to 29 February 2024. Population data for the SLaM catchment area were obtained from the Office for National Statistics (ONS). We calculated crude incidence rates and used Poisson regression models to estimate age-sex-ethnicity-adjusted variation in incidence by year (March-to-February) expressed as Incidence Rate Ratios (IRR).

**Findings** A total of 3752 individuals experienced FEP during 5,487,858 person-years at risk, with a mean crude incidence of 68.4 per 100,000 person-years (95% CI: 66.2–70.6). The Poisson model showed a deviation from this mean at the peak of the COVID-19 pandemic in 2020/21, with FEP rates rising to 77.5 per 100,000 person-years (95% CI: 71.8–83.2) and similar rates in 2021/22. FEP incidence gradually returned to the pre-pandemic levels in the following years. During the COVID-19 pandemic, individuals of Black ethnicity experienced the greatest FEP increase, with an IRR of 1.45 (95% CI: 1.29–1.61) in 2020/21 and similar ratios in 2021/22. An increase was also observed in Asian individuals, with an IRR of 1.54 (95% CI: 1.20–1.88) in 2021/22, whereas no significant changes in incidence were observed for other ethnic groups across the pre-, during-, and post-pandemic periods.

**Interpretation** FEP incidence in South London increased during the peak of the COVID-19 pandemic, particularly among Black and Asian individuals.

**Funding** None.

**Copyright** © 2025 The Authors. Published by Elsevier Ltd. This is an open access article under the CC BY-NC license (<http://creativecommons.org/licenses/by-nc/4.0/>).

**Keywords:** First-Episode Psychosis; COVID-19 pandemic; Psychosis incidence; Early intervention services; Pre-during-post design

eClinicalMedicine  
2025;81: 103086

Published Online xxx  
<https://doi.org/10.1016/j.eclinm.2025.103086>

\*Corresponding author. ICBAS - School of Medicine and Biomedical Sciences, University of Porto, Portugal.

E-mail address: [up202210685@edu.icbas.up.pt](mailto:up202210685@edu.icbas.up.pt) (A. Quattrone).

### Research in context

#### Evidence before this study

On 1 July 2024, we searched PubMed for the incidence of First-Episode Psychosis (FEP) during the COVID-19 pandemic, using the keywords (psychos\*[Title/Abstract] OR psychot\*[Title/Abstract] OR schizophr\*[Title/Abstract] OR delusion\*[Title/Abstract] OR hallucinat\*[Title/Abstract]) AND (inciden\*[Title/Abstract] OR rate\*[Title/Abstract]) AND (SARS-CoV-2[Title/Abstract] OR coronavirus [Title/Abstract] OR COVID\*[Title/Abstract] OR lockdown[Title/Abstract] OR pandemic[Title/Abstract]).

We identified six studies that examined FEP incidence or hospitalised FEP incidence before and in the early stages of the COVID-19 pandemic. However, the available evidence was characterised by relatively short observation periods, and no studies examined post-pandemic FEP incidence, not allowing us to draw conclusions about rate variation throughout the pandemic.

#### Added value of this study

This study provides the first pre-during-post analysis of FEP incidence conducted over a six-year period across the COVID-19 pandemic, within a well-defined catchment area. We present novel evidence showing that FEP incidence in South London rose during the COVID-19 pandemic and gradually returned to pre-pandemic levels thereafter.

#### Implications of all the available evidence

Our findings indicate that the COVID-19 pandemic was accompanied by an increased risk of FEP in South London, supporting the notion that the incidence of psychosis may fluctuate over time. Moreover, this study corroborates previous research reporting higher FEP rates among ethnic minorities compared to White British individuals. This incidence disparity widened during the pandemic years, particularly among Black and Asian ethnic groups.

### Introduction

Psychotic disorders are characterised by a constellation of positive (e.g., delusions, hallucinations), negative (e.g., diminished emotional expression, avolition/asociality), and disorganisation (e.g., thought/speech disorder, disorganised behaviour) symptoms.<sup>1</sup> These presentations may co-occur with affective symptoms such as depression and mania.<sup>1</sup> Much epidemiological research focuses on the initial occurrence of this psychopathology, known as the First Episode of Psychosis (FEP). Examining the risk factors associated with FEP is crucial, as these factors likely contribute to incidence variations by location and time. Recent research demonstrates significant geographical discrepancies. For example, the 3-Center AESOP,<sup>2</sup> the 16-Center EU-GEI<sup>3</sup> and the 3-Center INTREPID-II<sup>4</sup> have reported up to a ten-fold variation in FEP incidence rates across different sites. This variability aligns with the different prevalence of, and exposure to, factors influencing psychosis risk.<sup>5</sup> As it has been hypothesised, viral outbreaks can increase the risk of developing psychotic disorders, likely through several mechanisms.

Firstly, consistent with the neurodevelopmental theory of schizophrenia, COVID-19 might increase the risk of developing psychosis through direct biological mechanisms via in-utero exposure. However, potential consequences of this pathway may only become evident in the future as those affected mature.<sup>6–9</sup>

Additionally, the affective pathway could have been impacted, as exposure to social isolation, deprivation, and unemployment increased during the pandemic, resulting in a marked increase in affective presentations.<sup>10</sup> Furthermore, individuals from ethnic minorities experienced greater social deprivation and faced higher risks of contracting COVID-19 with more severe

outcomes, including death.<sup>11</sup> These overlapping factors highlight the importance of an intersectionality approach,<sup>12</sup> as the pandemic may have exacerbated disparities and exposure to risk factors among populations with a pre-existing vulnerability to psychosis.

Finally, evidence remains mixed regarding whether substance use increased during the COVID-19 pandemic, and consequently whether drug-induced psychosis may have temporarily increased.<sup>9,13</sup>

A few cross-sectional studies have provided FEP incidence rates during the initial stages of the COVID-19 pandemic. Studies from Australia<sup>14</sup> and Catalonia<sup>15</sup> reported negligible increases and decreases in FEP incidence, respectively. In a preliminary study that we conducted in the South London boroughs of Southwark and Lambeth, we observed a 45% increase in treated FEP incidence during the first year of the pandemic compared to the previous year.<sup>16</sup> Similarly, an increased incidence of acute psychosis presentations and FEP admissions was reported also in crisis centres in France, Israel, and the UK.<sup>17–19</sup> Nonetheless, given their short-term focus on periods just before and shortly during the pandemic, the above-mentioned findings should be treated with caution. Robust epidemiological analyses spanning the pre-during-post periods of the pandemic are necessary to confirm trajectories of FEP incidence.

Our current extended study is the first to examine FEP incidence in South London over six years before, during, and after the COVID-19 pandemic and the associated sociodemographic characteristics of individuals presenting FEP. We hypothesised an increase in FEP incidence during the pandemic peak compared to the pre-pandemic rates, with a gradual return to previous rates post-pandemic. Moreover, given that individuals from ethnic minorities in the UK have

historically presented higher rates of psychosis<sup>2</sup> and faced greater socio-economic challenges during the COVID-19 pandemic,<sup>20</sup> we assumed a more pronounced increase in FEP incidence in these demographic groups compared to the White British individuals, consistent with intersectionality perspectives on pre-existing inequalities.

## Methods

### Study design

We conducted an observational pre-during-post study to estimate the incidence of FEP across four boroughs in South London before, during, and after the COVID-19 pandemic. Using the Clinical Record Interactive Search (CRIS) system we identified all individuals referred to Early Intervention Services for Psychosis (EISs) from 1 March 2018 to 29 February 2024. CRIS is an established, approved healthcare data platform that has produced about 300 peer-reviewed publications.<sup>21</sup>

### Study setting and participants

The EISs under investigation in this study were the STEP team in Southwark, the LEO team in Lambeth, the Lewisham Early Intervention Team, and the COAST team in Croydon, all of which fall under the direction of the South London and Maudsley NHS Foundation Trust (SLaM). These EISs provide care and treatment for adult individuals who first present symptoms of psychosis in their catchment area, covering a population at risk aged 18–64. Using CRIS, we extracted the list of individuals referred to SLaM EISs within the defined time range.

Individual clinical records were reviewed via the front-end CRIS interface.

Consistent with previous incidence studies,<sup>2,3</sup> we defined FEP as the first-ever presentation to psychiatric services due to psychotic symptoms, even if long-standing. Specifically, the inclusion criteria were:

- (a) experiencing at least one positive psychotic symptom persisting for a minimum of one day or at least two negative psychotic symptoms sustained for six months or more during the study period, as check listed in the Screening Schedule for Psychosis;<sup>22</sup>
- (b) residing in one of the aforementioned London boroughs;
- (c) being aged 18–64 (inclusive).

Exclusion criteria were:

- (a) experiencing psychotic symptoms secondary to a medical condition (ICD-10 Diagnoses F00-F09);
- (b) experiencing transient psychotic symptoms secondary to intoxication;
- (c) having previous contact with psychiatric services due to psychotic symptoms before the study period.

### Measures

Sociodemographic measures, including age, sex, and ethnicity, were obtained from CRIS. When this information was missing, we reviewed available records from the CRIS front-end interface to derive it.

The main outcome measure was the incidence of FEP by year of presentation (before, during, and after the COVID-19 pandemic). Consistent with previous studies,<sup>3,4,22</sup> we used the Screening Schedule for Psychosis to check the list of FEP symptoms. This procedure involves marking Section A (which requires at least one symptom, such as hallucinations, delusions, thought disorders, psychomotor disorders, or bizarre behaviour) and/or Section B (which requires at least two symptoms, including loss of interest, social withdrawal, severe excitement or aggression, overwhelming fear, or self-neglect) for inclusion.

### Statistics

We compared the sociodemographic characteristics of individuals excluded from and included in the FEP sample and between those included in the FEP sample and the reference population at risk, using t-tests and chi-square tests where appropriate.

To estimate the incidence rates of FEP, we built the reference population denominators for Southwark, Lambeth, Lewisham, and Croydon using data from the Census 2021 provided by the Office for National Statistics (ONS).<sup>23</sup> This process included acquiring stratified population data by sex, age-band, and ethnicity for the population served by the EISs.

We aggregated the population aged between 18 and 64 and residing in the four boroughs to build the SLaM EISs population at risk. This population was further segmented into ten age-bands (ranging from 18 to 64), two sex categories (males and females), and six high-level ethnic groups as defined by the ONS: White British, White Other, Asian, Mixed, Black, and Other ethnic groups (see [Supplemental data](#) for detailed classification information).<sup>23</sup> Additionally, we built an ethnic minority variable based on the ONS definition, which includes any ethnic group in England different from White British.<sup>23</sup>

We estimated the overall and standardised incidence rates per 100,000 person-years (PY) with 95% confidence intervals (CI) overall (by summing the annual population at risk into a six-year risk population) and by year of presentation, further stratifying by sex, age-band, and ethnicity. We used multivariate Poisson regression modelling to examine the association with psychosis risk of 1) sex, age-band, and ethnicity, and 2) year of presentation, further adjusting for the population strata as the exposure variable. Incidence Rate Ratio (IRR) were calculated to measure the effect.

To further examine the time-trend hypothesis, a post-hoc analysis of the predicted values and marginal effects

assessed whether the incidence in each year differed from the mean incidence of the six years under investigation. We used Sidak's adjustment to account for the multiple comparison.

Finally, to investigate the intersectionality hypothesis that being an individual of other ethnicities was associated with a higher FEP risk during the pandemic than being an individual of White British ethnicity, we introduced an "ethnic group x year" interaction term in the Poisson model. This interaction term examined how the effect of ethnicity on FEP risk changed over different years throughout the pandemic.

### Ethics

The CRIS system has received full ethical approval from the Oxfordshire Research Ethics Committee (current reference 23/SC/0257). The CRIS Oversight Committee granted local ethical approval to examine the data used in this study, under reference 20-061: 'Changes in the Incidence of Psychosis in South London'.

This study used anonymised data extracted from the CRIS database, which does not contain any identifiable personal information. In accordance with ethical guidelines and regulatory requirements, explicit individual consent was not required, as all data were fully de-identified prior to analysis. The procedures followed comply with the Declaration of Helsinki.

### Role of funding sources

This study received no specific funding.

## Results

### Study sample and reference population

We screened 5191 individuals referred to SLaM EISs from 1 March 2018 to 29 February 2024. According to our criteria, 3752 cases were identified as experiencing FEP ([Supplementary Figure S1](#) presents the flow chart of the screening process). Individuals excluded from the FEP sample ( $M = 33.8$ ,  $SD = 12.9$ ) were slightly older [ $t(5187) = 3.4$ ,  $P < 0.001$ ] and more likely to be White British ( $\chi^2(5) = 17.3$ ;  $P < 0.01$ ) than those included. There were no sex differences between these two groups ( $\chi^2(1) = 0.22$ ;  $P = 0.63$ ).

The FEP cohort comprised 2 176 male patients (58%) and had a mean age of 32.5 years ( $SD = 12.1$ ), as reported in [Table 1](#). The initial extracted data contained 10% missing ethnicity values, which we completed using the CRIS front-end interface for all except 1.4% of our sample. The majority of the dataset (77.4%) was composed of individuals from ethnic minorities (defined according to the ONS definition as all ethnic groups except White British).<sup>23</sup> The ethnic breakdown ([Table 1](#)) showed that the sample was composed of individuals identifying themselves as Black (43.2%), followed by White British (21.2%), White Other (12.2%), Asian (9.3%), Other ethnicity (7.1%), and Mixed (5.5%).

FEP (N = 3 752)	
<b>Age</b>	
Mean (SD)	32.5 (12.1)
Median (IQR)	29 (22–40)
<b>Age band, N (%)</b>	
18–19	363 (9.7)
20–24	912 (24.3)
25–29	631 (16.8)
30–34	480 (12.8)
35–39	372 (9.9)
40–44	261 (7)
45–49	250 (6.7)
50–54	220 (5.9)
55–59	171 (4.6)
60–64	92 (2.4)
<b>Sex, N (%)</b>	
Female	1 576 (42)
Male	2 176 (58)
<b>Ethnicity, N (%)</b>	
White British	795 (21.2)
White Other	459 (12.2)
Asian	350 (9.3)
Mixed	208 (5.5)
Black	1 622 (43.2)
Other	266 (7.1)
Not reported	52 (1.4)
<b>Note:</b> N, number; SD, Standard Deviation; IQR, Interquartile Range.	
<b>Table 1: Sociodemographic characteristics at FEP.</b>	

The at-risk population, aged 18–64, pooling together individuals living in the four boroughs under consideration, amounted to 914,643, resulting in a summed population at risk of 5,487,858 over six years.

When compared against this population, the incident cases were more likely to be male (58% vs 48%— $\chi^2(1) = 111.3$ ;  $P < 0.001$ ), younger ( $\chi^2(9) = 1068.3$ ;  $P < 0.001$ ), and from ethnic minorities (77.4% vs 39%,  $\chi^2(3) = 11.3$ ;  $P < 0.001$ ).

### Overall incidence rates and changes throughout the COVID-19 pandemic

The overall incidence rate over an at-risk population of 5 487,858 from 1 March 2018 to 29 February 2024 was 68.4 (95% CI 66.2–70.6) per 100,000 person-year (PY).

The incidence rate peaked at 77.51 per 100,000 PY (95% CI 71.81–83.22) in 2020/21, marking a 32% increase (IRR 1.32, 95% CI 1.18–1.48) in FEP presentations compared to the initial year under examination ([Table 2](#)). This elevated rate remained stable in the subsequent year. Incidence rates decreased, compared to these peak years, in 2022/23, although the rate remained 14% higher (IRR 1.14, 95% CI 1.02–1.28) than the baseline year. By 2023/24, the IRR further

	Reference population (18–64)	Cases	Incidence rates	IR (95% CI)	IRR (95% CI)
Year					
2018/19	914,643	537	58.71	53.75–63.68	1.00
2019/20		655	71.61	66.13–77.10	1.22 (1.09–1.37)
2020/21		709	77.51	71.81–83.22	1.32 (1.18–1.48)
2021/22		705	77.07	71.39–82.77	1.31 (1.17–1.47)
2022/23		611	66.80	61.51–72.10	1.14 (1.02–1.28)
2023/24		535	58.49	53.54–63.44	1.00 (0.89–1.12)
6-year total	5,487,858	3752	68.40	66.20–70.60	1.16 (1.06–1.27)
Sex: Females					
2018/19 Females	477,137	213	44.64	38.65–50.64	1.00
2019/20 Females		290	60.78	53.78–67.77	1.36 (1.20–1.52)
2020/21 Females		307	64.34	57.14–71.54	1.44 (1.28–1.60)
2021/22 Females		301	63.08	55.96–70.21	1.41 (1.25–1.57)
2022/23 Females		250	52.40	45.9–58.89	1.17 (1.03–1.32)
2023/24 Females		215	45.06	39.04–51.08	1.01 (0.87–1.14)
6-year Females	2,862,822	1576	55.05	52.33–57.77	1.23 (1.17–1.29)
Sex: Males					
2018/19 Males	437,506	324	74.06	65.99–82.12	1.00
2019/20 Males		365	83.43	74.87–91.99	1.13 (1.01–1.24)
2020/21 Males		402	91.88	82.9–100.87	1.24 (1.12–1.36)
2021/22 Males		404	92.34	83.34–101.35	1.25 (1.13–1.37)
2022/23 Males		361	82.51	74–91.03	1.11 (1.00–1.23)
2023/24 Males		320	73.14	65.13–81.16	0.99 (0.88–1.10)
6-year Males	2,625,036	2176	82.89	79.41–86.38	1.12 (1.07–1.17)
Ethnicity: White British					
2018/19 White British	337,245	126	37.36	30.84–43.89	1.00
2019/20 White British		145	42.99	36–49.99	1.15 (0.96–1.34)
2020/21 White British		157	46.55	39.27–53.84	1.25 (1.05–1.44)
2021/22 White British		128	37.95	31.38–44.53	1.02 (0.84–1.19)
2022/23 White British		121	35.88	29.49–42.27	0.96 (0.79–1.13)
2023/24 White British		118	34.99	28.68–41.30	0.94 (0.77–1.11)
6-year White British	2,023,470	795	39.48	36.56–42.02	1.06 (0.98–1.12)
White Other					
2018/19 White Other	154,070	68	44.13	33.65–54.56	1.00
2019/20 White Other		74	48.03	37.09–58.97	1.09 (0.84–1.34)
2020/21 White Other		90	58.42	46.35–70.48	1.32 (1.05–1.60)
2021/22 White Other		89	57.77	45.76–69.77	1.31 (1.04–1.58)
2022/23 White Other		68	44.14	33.65–54.63	1.00 (0.76–1.24)
2023/24 White Other		70	45.43	34.79–56.08	1.03 (0.79–1.27)
6-year White Other	924,420	459	49.65	45.11–54.20	1.13 (1.02–1.23)
Asian					
2018/19 Asian	106,556	52	48.80	35.54–62.06	1.00
2019/20 Asian		55	51.62	37.97–65.26	1.06 (0.78–1.34)
2020/21 Asian		50	46.92	33.92–59.93	0.96 (0.70–1.23)
2021/22 Asian		80	75.08	58.63–91.53	1.54 (1.20–1.88)
2022/23 Asian		65	61	46.17–75.83	1.25 (0.95–1.55)
2023/24 Asian		48	45.05	32.30–57.79	0.92 (0.66–1.18)
6-year Asian	639,336	350	54.74	49.01–60.48	1.12 (1.00–1.24)
Black					
2018/19 Black	212,075	214	100.91	87.39–114.43	1.00
2019/20 Black		293	138.16	122.34–153.98	1.37 (1.21–1.53)

(Table 2 continues on next page)

	Reference population (18–64)	Cases	Incidence rates	IR (95% CI)	IRR (95% CI)
(Continued from previous page)					
2020/21 Black		311	146.65	130.35–162.94	1.45 (1.29–1.61)
2021/22 Black		309	145.70	129.46–161.95	1.44 (1.28–1.61)
2022/23 Black		259	122.13	107.25–137.00	1.21 (1.06–1.36)
2023/24 Black		236	111.28	97.08–125.48	1.10 (0.96–1.24)
6-year Black	1,272,450	1622	126.19	120.01–132.37	1.25 (1.19–1.31)
Mixed					
2018/19 Mixed	55,760	37	66.36	44.97–87.74	1.00
2019/20 Mixed		34	60.98	40.48–81.47	0.92 (0.61–1.23)
2020/21 Mixed		37	66.36	44.97–87.74	1.00 (0.68–1.32)
2021/22 Mixed		37	66.36	44.97–87.74	1.00 (0.68–1.32)
2022/23 Mixed		39	69.94	47.99–91.89	1.05 (0.72–1.38)
2023/24 Mixed		24	43.04	25.82–60.26	0.65 (0.39–0.91)
6-year Mixed	334,560	208	62.17	53.72–70.62	0.94 (0.81–1.06)
Other					
2018/19 Other	48,520	34	70.07	46.52–93.63	1.00
2019/20 Other		50	103.05	74.49–131.61	1.47 (1.06–1.88)
2020/21 Other		51	105.11	76.26–133.96	1.50 (1.09–1.91)
2021/22 Other		52	107.17	78.04–136.30	1.53 (1.11–1.95)
2022/23 Other		48	98.93	70.94–126.92	1.41 (1.01–1.81)
2023/24 Other		31	63.89	41.40–86.38	0.91 (0.59–1.23)
6-year Other	291,120	266	91.37	80.39–102.35	1.30 (1.15–1.46)

**Note:** IR, Incidence Rate; IRR, Incidence Rate Ratio; CI, Confidence Interval.

**Table 2: FEP Crude Incidence Rates and adjusted Incidence Rate Ratios, overall and stratified by year, sex and ethnicity.**

reduced and returned to the baseline (IRR 1.00, 95% CI 0.89–1.12) (Table 2).

The incidence rates for the years 2020/21 and 2021/22 were higher than the mean incidence rate, as indicated by their confidence intervals not overlapping with the mean (Fig. 1, green line).

The independence assumption of the Poisson model was not violated by residual autocorrelation or residual partial autocorrelation.

Fig. 2 shows the post-hoc analysis, plotting the Poisson model's mean predicted margins for each year against the average IRR over the entire period, confirming the observed increase in 2020/21 and 2021/22.

### Incidence rates by sex

Throughout the entire period under examination, the crude incidence rate was 55.1 per 100,000 PY in females (95% CI 52.3–57.8) and 82.9 per 100,000 PY in males (95% CI 79.4–86.4) (Table 2). Thus, males had a higher incidence rate than females (IRR 1.56, 95% CI 1.46–1.66) (Table 3). This difference remained consistent throughout the COVID-19 pandemic.

The highest incidence rates for both males and females were observed during the peak pandemic years of 2020/21 and 2021/22 (Table 2), when incidence rates departed from the mean, as indicated by their non-

overlapping confidence intervals (Fig. 1, pink and blue lines).

### Incidence rates by age

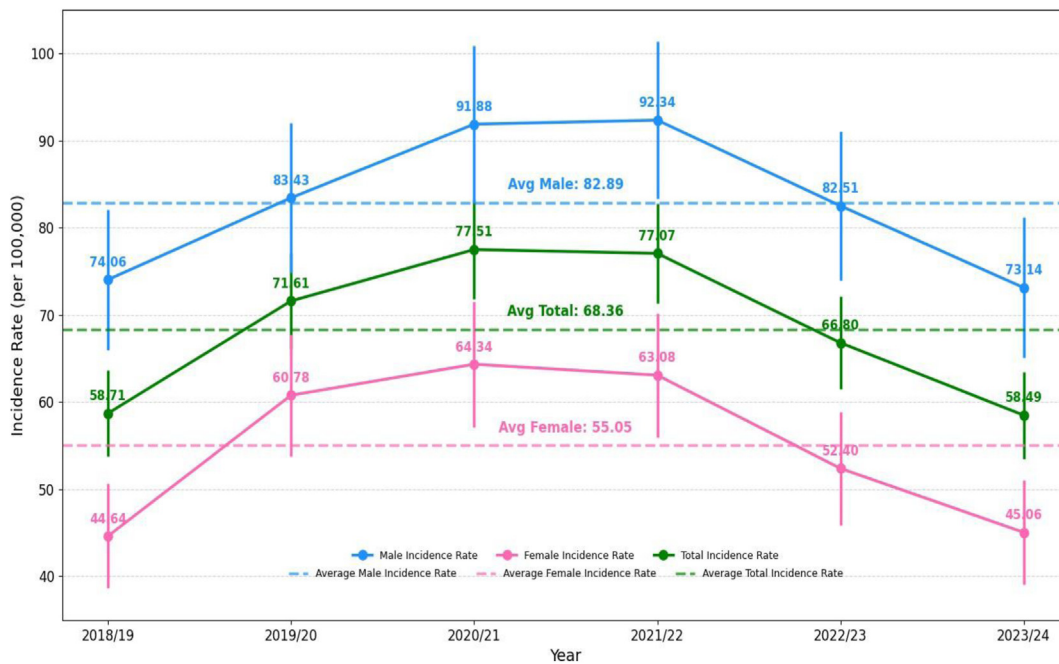
The incidence of FEP was highest in the youngest age band and gradually decreased with increasing age among the FEP group (Table 3, Fig. 3), with a quantified decline in risk starting from an IRR of 0.82 (95% CI 0.73–0.93) in the 20–24 band and reaching the lowest level of 0.12 (95% CI 0.09–0.15) in the 60–64 band (Table 3). These age-related differences remained consistent throughout the COVID-19 pandemic.

The highest incidence increase, with departure from the mean, was for the age bands 25–29 and 30–34 during the peak pandemic years of 2020/21 and 2021/22 (Supplementary Table S2).

### Incidence rates by ethnicity

Across ethnic groups, we observed the highest crude incidence in people of Black ethnicity at 126.1 (120–132.3) per 100,000 PY and the lowest in White British at 39.5 (95% CI 36.6–42) per 100,000 PY (Table 2). The Poisson model showed an IRR of 3.31 (95% CI 3.04–3.6) for Black compared to White British individuals throughout the entire period under examination (Table 3, Fig. 4). Pre-during-post analysis showed

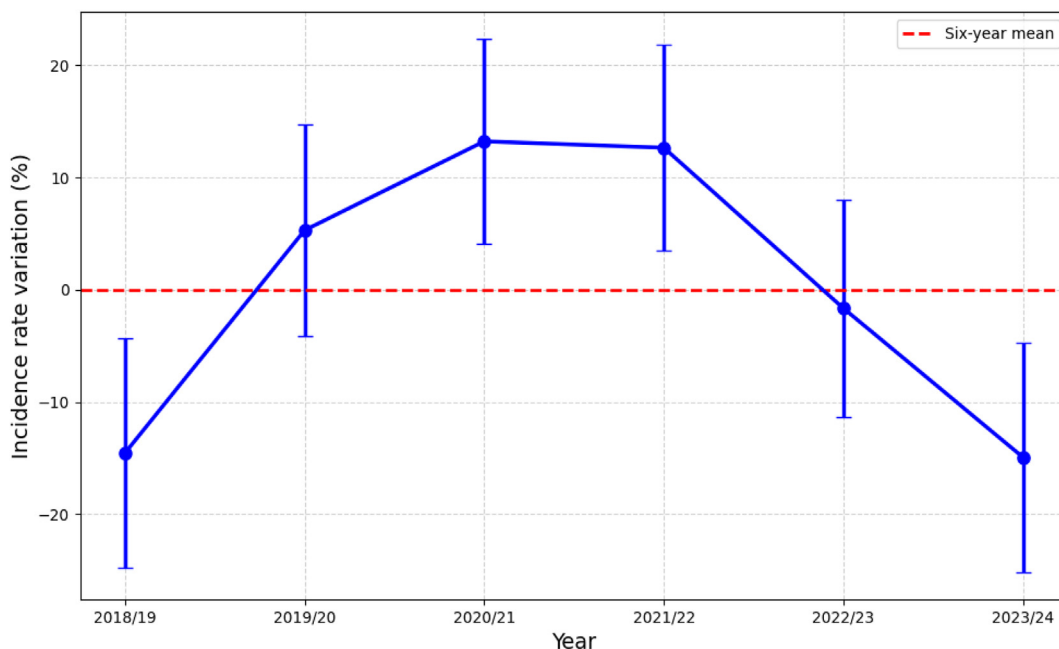




**Fig. 1 FEP Crude Incidence Rates by year:** Crude (unadjusted) FEP Incidence rates overall (in green) and by sex (in blue and pink) over year with 95% Confidence Intervals.

the highest incidence rate for Black and White British individuals in 2020/21 at 146.65 (95% CI 130.35–162.94) and 46.55 (39.27–53.84), respectively.

The increase in FEP incidence for Black individuals in the years of the pandemic peak accounted for an IRR of 1.45 (95% CI 1.29–1.61) in 2020/21 and 1.44 (95% CI



**Fig. 2 Contrast from the mean FEP incidence by year:** The plot illustrates the contrast of the mean predicted margins (expressed as Incidence Rate Ratio, IRR with 95% CI) for each year from the mean IRR across the years. The Poisson regression model was adjusted for sociodemographic characteristics.

Variable	IRR (95% CI)	z-value
<b>Sex</b>		
Females	1	
Males	1.56 (1.46–1.66)***	13.32
<b>Age band</b>		
18–19	1	
20–24	0.82 (0.73–0.93)**	–3.14
25–29	0.43 (0.37–0.49)***	–12.7
30–34	0.34 (0.29–0.39)***	–15.4
35–39	0.3 (0.26–0.35)***	–16.1
40–44	0.23 (0.2–0.27)***	–17.8
45–49	0.23 (0.2–0.28)***	–17.3
50–54	0.2 (0.17–0.23)***	–18.8
55–59	0.17 (0.14–0.2)***	–19.1
60–64	0.12 (0.09–0.15)***	–17.7
<b>Ethnicity</b>		
White British	1	
White other	1.31 (1.17–1.47)***	4.62
Asian	1.36 (1.2–1.54)***	4.8
Black	3.31 (3.04–3.6)***	27.37
Mixed	1.32 (1.13–1.54)***	3.56
Other	2.31 (2.01–2.66)***	11.8

Significance: (P < 0.05), \*\* (P < 0.01), and \*\*\* (P < 0.001). **Note:** IRR, Incidence Rate Ratio; CI, Confidence Interval.

**Table 3: Incidence Rate Ratios of demographic variables for overall FEP risk.**

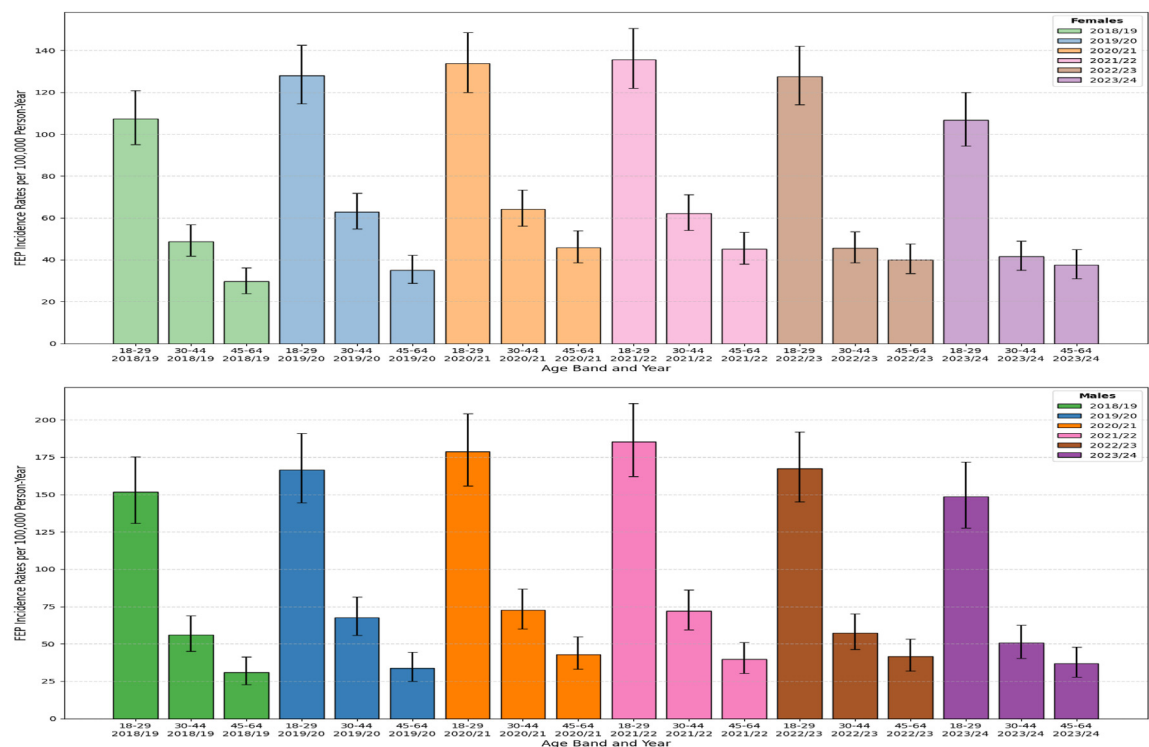
1.28–1.61) 2021/22, as evident from the [Supplementary Figure S2](#) illustrating the departure from the mean. Conversely, no such deviation from the mean was observed in White British individuals, with an IRR of 1.25 (95% CI 1.05–1.44) in 2020/21, declining to 1.02 (95% CI 0.84–1.19) in 2021/22.

Thus, the gap in incidence rates between Black and White British individuals widened during the pandemic peak, as evidenced by the difference in the IRR, which was higher in Black individuals by 0.20 in 2020/21 and increased by 0.42 in 2021/22.

The incidence rates for White Other and Other ethnicities slightly increased during the pandemic years, but these increases were not sizeable with precision; the incidence rates for Asian individuals rose more significantly in 2021/22 (IRR 1.54, 95% CI 1.20–1.88) ([Table 2](#), [Fig. 4](#) and [Supplementary Figure S2](#)).

#### Incidence rates by “ethnicity x year”

The model including the “ethnicity x year” interaction term showed an interaction for Black individuals in 2021/22 (IRR 1.42, 95% CI 1.05–1.92), indicating a multiplicative effect of being Black and the pandemic year in increasing FEP risk. A marginal interaction was observed for Asian individuals in the same year, 2021/22, accounting for an IRR of 1.51 (95% CI 0.99–2.32).



**Fig. 3 FEP Incidence Rates by age-band and sex over years:** Crude (unadjusted) FEP Incidence Rates with 95% confidence intervals by age-band over years, stratified by sex.



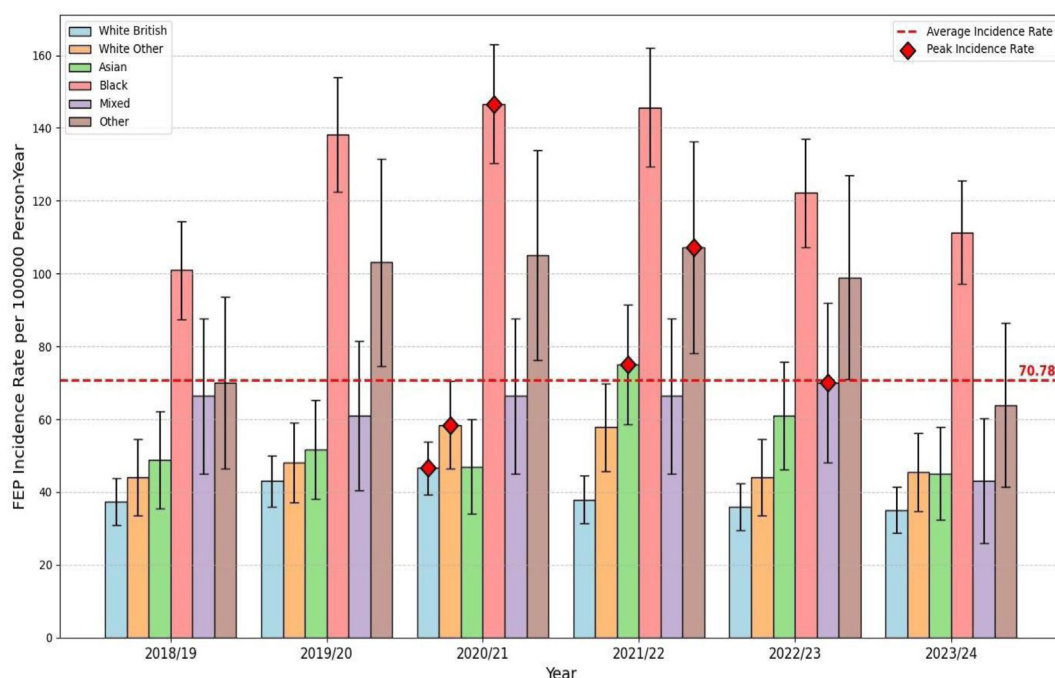


Fig. 4 FEP Incidence Rates by ethnicity over years: Crude (unadjusted) FEP Incidence Rates with 95% Confidence Intervals by ethnicity over years.

Supplementary Table S3 further computes the IRR of Black compared to White British individuals by the year of presentation, showing that this ratio increased from 2.73 (95% CI 2.19–3.41) in 2018/19 up to 3.96 (95% CI 3.22–4.88) in 2021/22.

## Discussion

The annual treated FEP incidence diverged from the six-year mean during the COVID-19 pandemic, with subsequent rates returning to pre-pandemic levels. Specifically, treated FEP incidence in South London was ~58 per 100,000 PY in 2018/19 and 2023/24, peaking at ~77 per 100,000 PY in 2020/21 and 2021/22.

The increase in incidence rates during the pandemic's peak years occurred in both males and females and across all age-bands. This rise in incidence was greater in Black and Asian than in White British individuals.

To our knowledge, this is the first pre-during-post examination of FEP incidence before, during and after the COVID-19 pandemic, drawn from a well-defined catchment area, encompassing a population at risk of more than five million over six years.

A limitation is that we could only screen individuals referred to SLaM EISs, yet there may be individuals living in the catchment area with psychosis who may not have been referred specifically to these services. Consistently, our pre- and post-pandemic incidence rates are slightly lower (i.e., by about 3 cases per 100,000 PY) than those reported in a comparable catchment area in the EU-GEI study,<sup>3</sup> which screened individuals in contact with any

secondary psychiatric services. Nonetheless, we avoided differential ascertainment bias over time using the same ascertainment methods throughout the six years.

Furthermore, we cannot rule out the possibility that the observed increase in FEP cases in EISs was due to limited access to primary care services during the first stage of the pandemic, as a ten-year time trend analysis of general practitioner records may suggest.<sup>24</sup> If a shift from primary to secondary services occurred, this may have contributed to some of the excess of people accessing EISs during the first stages of the pandemic.

Potential sources of random error in this study include variability in estimates from small subgroups, particularly when stratifying by ethnicity, such as White Other, Mixed, and Other, where smaller sample sizes reduced the precision of our estimates.

Potential sources of systematic error include relying on a population from a specific area of London, characterised by higher levels of social deprivation, crime, and psychosis incidence than other boroughs of the city and the broader UK. This may limit the generalisability of the findings to the wider population, and their applicability to other large-scale traumatic events or natural disasters remains also uncertain.<sup>25</sup>

Furthermore, given the relatively short duration of the three lockdown measures in the UK (i.e., 23 March 2020 to 1 June 2020, 5 November 2020 to 2 December 2020, 6 January 2021 with gradual easing beginning in March 2021 and restriction lifted by July 2021), we could not reliably measure the putative role of lockdown on the development of psychosis, as individuals who might

have developed symptoms during the lockdown could have been referred to EISs shortly after the lockdown windows ended.

Finally, given the observational nature of the study, causal inference cannot be drawn from our data, and we cannot eliminate residual confounders. While the natural pre-during-post quasi-experiment design strengthens causal models by accounting for the temporal introduction and removal of the COVID-19 pandemic and the pre-existing FEP incidence trends, causality cannot be inferred without experimental manipulation or randomisation.

Three previous studies estimated variation in FEP incidence for a shorter duration at the beginning of the COVID-19 pandemic compared with the period just before.<sup>14–16</sup> These studies reported different results that may be explained by differences in the geographic impact of the COVID-19 pandemic, national lockdown measures, cultural and family contexts, or and psychiatric services.<sup>26</sup> Specifically, in the early months of the COVID-19 pandemic, non-significant changes were reported in Australia and Catalonia.<sup>14,15</sup>

In contrast, our findings are consistent with a preliminary report, indicating a 45% increase in FEP incidence in the first pandemic year compared with the year before.<sup>16</sup> In the current study, we expanded the catchment area and for the first time we conducted a pre-during-post analysis over a six-year period to ensure sufficient statistical power to validate our previously reported increase in FEP incidence at the onset of the COVID-19 pandemic. The large sample size and extended follow-up period enhanced the precision of our estimates, resulting in narrower confidence intervals, suggesting that the increase in FEP incidence occurred at a slightly smaller magnitude than initially estimated.

Our present study also provides the first evidence that FEP incidence returned to the pre-pandemic levels in 2023/24, consistent with our hypothesis. This finding supports the notion that developing FEP is not a stable phenomenon over time and may fluctuate in response to socioenvironmental and contextual changes.<sup>27</sup>

Our findings are partially consistent with an interrupted time-series analysis examining extensive data on schizophrenia incidence in Israel. This study showed an initial reduction in schizophrenia risk during the early phase of the COVID-19 pandemic, followed by a projected increase in rates over the subsequent 10 months.<sup>25</sup> While we report a consistent FEP rise, our findings confirm their projection. Moreover, we examined the full range of non-affective and affective psychotic disorders, and one possibility is that the COVID-19 pandemic intensified the affective pathway to psychosis. Indeed, social isolation and loneliness may have increased due to the lockdown measures and restricted social opportunities at the beginning of the COVID-19 pandemic,<sup>28</sup> and there is evidence of a considerable contextual increase in anxiety and

depression conditions.<sup>29</sup> On top of that, there could have been a change in the pattern of use of substances associated with psychosis, such as cannabis. There is no evidence of arise in the proportion of people using cannabis; however, some data suggest that individuals already using cannabis increased their frequency of use.<sup>9,30</sup> Our stratified incidence rates by sex, age and ethnicity are in line with established literature, specifically reporting that men are more likely to develop psychosis than women.<sup>3</sup> Our IRRs also confirm a progressive decrease in FEP risk as age increases, with the highest rates observed in individuals aged 18–19.

This initial risk decreases to 84% in those aged 20–24, progressively declines to 43% in those aged 24–29, and continues to decrease so that by age 60–64 it drops to 12%. The smaller secondary peak in women after age 45 may be consistent with the reported protective role of oestradiol before menopause.<sup>31</sup>

Our findings by ethnicity are also consistent with previous studies in the UK showing that Black individuals have higher rates of psychosis than White British.<sup>2,32</sup> Besides, the interaction in 2021/22 suggests that the pandemic had a higher impact on FEP risk in this demographic. Thus, the incidence gap widened during the pandemic, potentially correlated with social disparities and intersectionality.<sup>11</sup> A qualitative interview study conducted in South London and other UK sites suggested several areas of poor mental and physical health experiences for ethnic minority groups during the COVID-19 pandemic.<sup>33</sup>

Overall, the higher increased psychosis risk among Black and Asian individuals during the interruption across trends may be tentatively explained by structural inequalities, including differential exposure to stressors (e.g., discrimination, social defeat, substandard living and work conditions, financial difficulties, isolation and loneliness) or disparities in access to health services.

The observed FEP incidence increase can therefore be interpreted in the context of intensified exposure to psychosis risk factors during the COVID-19 pandemic, especially among demographics with a pre-existing higher psychosis risk.<sup>5</sup> In addition, a direct effect of the COVID-19 infection on the development of psychosis symptoms might have potentially accounted for some of the new cases, given the neurotropism of the virus.<sup>34</sup>

Finally, the psychological impact of the COVID-19 pandemic might have led to a change in people's beliefs and processing of uncertainty. This shift in prior beliefs has been proposed as an underlying mechanism for developing hallucinations and delusions.<sup>35</sup> Indeed, empirical evidence indicated that individuals in the general population experienced more paranoia during the COVID-19 pandemic,<sup>26</sup> while those with high levels of paranoia exhibited erratic belief updates in computer-based tasks and were more likely to share pandemic-related conspiracy theories.<sup>26</sup>

Our findings show an increase in FEP incidence treated by EISs during the COVID-19 pandemic in South London, followed by a gradual return to pre-pandemic levels.

The incidence increase was particularly concerning in individuals of Black ethnicity, who already faced a higher risk of psychosis and COVID-19. Asian also experienced an increase in the incidence of FEP.

These findings may further support that ethnic minorities were more impacted by the COVID-19 pandemic than the rest of the population, consistent with the intersectionality theory.<sup>12</sup>

The widening incidence gap suggests the pandemic exacerbates social and health inequalities, highlighting the need for context-specific social prevention measures.

Importantly, no previous studies have examined such a long-term period of six years; considering the variability in lockdown measures and the diverse impacts of the COVID-19 pandemic globally, further research from other countries is required to generalise the findings of this study.

Although the longer-term consequences of the COVID-19 pandemic remain uncertain, our findings emphasise that such events may increase the likelihood of developing psychosis in the short term.

Hence, these results may guide policymakers and clinicians in preparing crisis plans for the primary and secondary prevention of psychosis for future pandemics. Social policies should incorporate intersectionality and support groups at higher psychosis risk while ensuring that EISs are adequately resourced to manage increased patient numbers.

#### Contributors

AQ: Conceptualisation, Investigation, Writing; EP: Conceptualisation, Supervision, Editing, Review; ES: Editing, Review; PBML: Editing, Review; ZL: Editing, Review; RS: Editing, Review; DQ: Conceptualisation, Investigation, Editing, Review; MDF: Conceptualisation, Editing, Review; RMM: Conceptualisation, Editing, Review; MPC: Conceptualisation, Supervision, Editing, Review.

AQ and DQ accessed and verified the data underlying this study.

All authors approved the final version of the manuscript.

#### Data sharing statement

The data used in this study were obtained through the Clinical Record Interactive Search (CRIS) system.

The CRIS platform provides researchers affiliated with the National Institute for Health Research (NIHR) Maudsley Biomedical Research Centre (BRC) access to de-identified electronic health records for approved research projects. Access to CRIS data is restricted to approved researchers who meet the eligibility criteria and have obtained the required ethical and institutional approvals, as the source data are derived from patient records. All applications for data access are subject to review and approval by the CRIS Oversight Committee. Information about the CRIS system and its data access policies is available at the following website: <https://www.maudsleybrc.nihr.ac.uk/facilities/clinical-record-interactive-search-cris/>.

#### Declaration of interests

RS reports receiving an educational grant from Takeda to support a PhD studentship and serving as a staff member for PhD supervision with GSK, all outside the submitted work.

DQ reports receiving payments or honoraria for non-promotional lectures from Rovi, outside the submitted work.

MDF reports receiving payments or honoraria for non-promotional lectures from Recordati, outside the submitted work.

RMM reports consultancy roles on advisory boards for Merck, AbbVie, and Boehringer, and payments or honoraria for non-promotional lectures from Recordati and Viatrix, all outside the submitted work.

All other authors report no disclosures.

#### Acknowledgement

DQ is supported by MRC/UKRI CARP (MRC CARP grant MR/W030608/1).

MDF is supported by MRC SRF Fellowship (MRC MR/T007818/1).

RS is part-funded by: i) the NIHR Maudsley Biomedical Research Centre at the South London and Maudsley NHS Foundation Trust and King's College London; ii) the National Institute for Health Research (NIHR) Applied Research Collaboration South London (NIHR ARC South London) at King's College Hospital NHS Foundation Trust; iii) UKRI – Medical Research Council through the DATAMIND HDR UK Mental Health Data Hub (MRC reference: MR/W014386); iv) the UK Prevention Research Partnership (Violence, Health and Society; MR-VO49879/1), an initiative funded by UK Research and Innovation Councils, the Department of Health and Social Care (England) and the UK devolved administrations, and leading health research charities.

DQ, RMM, MDF, RS, MPC are supported by NIHR BRC at SLam and KCL.

#### Appendix A. Supplementary data

Supplementary data related to this article can be found at <https://doi.org/10.1016/j.eclinm.2025.103086>.

#### References

- 1 American Psychiatric Association. *Diagnostic and statistical manual of mental disorders: DSM-5*. Washington, DC: American psychiatric association; 2013.
- 2 Kirkbride JB, Fearon P, Morgan C, et al. Heterogeneity in incidence rates of schizophrenia and other psychotic syndromes: findings from the 3-center AeSOP study. *Arch Gen Psychiatry*. 2006;63(3):250–258.
- 3 Jongsma HE, Gayer-Anderson C, Lasalvia A, et al. Treated incidence of psychotic disorders in the Multinational EU-GEI Study. *JAMA Psychiatr*. 2018;75(1):36–46.
- 4 Morgan C, Cohen A, Esponda GM, et al. Epidemiology of untreated psychoses in 3 diverse settings in the global South: the International Research Program on Psychotic Disorders in Diverse Settings (INTREPID II). *JAMA Psychiatr*. 2023;80(1):40–48.
- 5 Murray RM, Mondelli V, Stilo SA, et al. The influence of risk factors on the onset and outcome of psychosis: what we learned from the GAP study. *Schizophr Res*. 2020;225:63–68.
- 6 Kotsiri I, Resta P, Spyrtanis A, et al. Viral infections and schizophrenia: a comprehensive review. *Viruses*. 2023;15(6).
- 7 Ayesa-Arriola R, Castro Quintas A, Ortiz-Garcia de la Foz V, et al. Exploring the impact of COVID-19 on newborn neurodevelopment: a pilot study. *Sci Rep*. 2023;13(1):2983.
- 8 Kepinska AP, Iyegbe CO, Vernon AC, Yolken R, Murray RM, Pollak TA. Schizophrenia and influenza at the centenary of the 1918-1919 Spanish influenza pandemic: mechanisms of psychosis risk. *Front Psychiatry*. 2020;11:72.
- 9 Spinazzola E, Quattrone D, Quattrone A, Murray RM, Forti MD. The increased incidence of psychosis during the COVID-19 pandemic in South London: the role of heavy cannabis use. *Psychiatry Res*. 2024;336:115869.
- 10 Ahmed N, Barnett P, Greenburgh A, et al. Mental health in Europe during the COVID-19 pandemic: a systematic review. *Lancet Psychiatr*. 2023;10(7):537–556.
- 11 Vai B, Mazza MG, Delli Colli C, et al. Mental disorders and risk of COVID-19-related mortality, hospitalisation, and intensive care unit admission: a systematic review and meta-analysis. *Lancet Psychiatr*. 2021;8(9):797–812.
- 12 Holman D, Salway S, Bell A, et al. Can intersectionality help with understanding and tackling health inequalities? Perspectives of professional stakeholders. *Health Res Policy Syst*. 2021;19(1):97.

- 13 Tang Y, Kirk B, Olanrewaju F, et al. Cannabis use among adolescents and young adults during the COVID-19 pandemic: a systematic review. *Drug Alcohol Depend Rep.* 2024;11:100232.
- 14 O'Donoghue B, Collett H, Boyd S, et al. The incidence and admission rate for first-episode psychosis in young people before and during the COVID-19 pandemic in Melbourne, Australia. *Aust N Z J Psychiatry.* 2022;56(7):811–817.
- 15 Casanovas F, Trabsa A, Berge D, et al. Incidence rate and distinctive characteristics of first episode psychosis during the COVID-19 pandemic: a multicenter observational study. *Sci Rep.* 2022;12(1):22036.
- 16 Spinazzola E, Meyer Z, Gray ZI, et al. The effect of the COVID-19 pandemic on the treated incidence of psychotic disorders in South London. *Psychiatry Res.* 2023;329:115483.
- 17 Danan LN, Poulle J, Bannay A, Baillet S, Laprevote V, Dobre D. COVID-19 crisis and the incidence of hospital admissions for psychosis in France. *Encephale.* 2024;50(4):386–390.
- 18 Kelbrick M, da Silva K, Griffiths C, et al. The impact of COVID-19 on acute psychiatric admissions for first and repeated episode psychosis. *Int J Soc Psychiatry.* 2023;69(8):2042–2047.
- 19 Segev A, Hirsch-Klein E, Kotz G, et al. Trends of new-onset psychosis or mania in psychiatric emergency departments during the COVID19 pandemic: a longitudinal comparative study. *Sci Rep.* 2021;11(1):21002.
- 20 England. PH. *Understanding the impact of COVID-19 on BAME groups.* 2020.
- 21 Stewart R, Soremekun M, Perera G, et al. The South London and Maudsley NHS foundation trust biomedical research centre (SLAM BRC) case register: development and descriptive data. *BMC Psychiatry.* 2009;9:1–12.
- 22 Jablensky A, Sartorius N, Ernberg G, et al. Schizophrenia: manifestations, incidence and course in different cultures. A World Health Organization ten-country study. *Psychol Med Monogr Suppl.* 1992;20:1–97.
- 23 Office for National Statistics, Census 2021. Ethnic group by sex by age. <https://www.ons.gov.uk/datasets/RM032/editions/2021/versions/1>; 2023. Accessed April 1, 2024.
- 24 Carr MJ, Steeg S, Webb RT, et al. Effects of the COVID-19 pandemic on primary care-recorded mental illness and self-harm episodes in the UK: a population-based cohort study. *Lancet Public Health.* 2021;6(2):e124–e135.
- 25 Travis-Lumer Y, Kodesh A, Goldberg Y, Reichenberg A, Frangou S, Levine SZ. Biopsychosocial exposure to the COVID-19 pandemic and the relative risk of schizophrenia: interrupted time-series analysis of a nationally representative sample. *Eur Psychiatry.* 2022;65(1):e7.
- 26 Suthaharan P, Reed EJ, Leptourgos P, et al. Paranoia and belief updating during the COVID-19 crisis. *Nat Hum Behav.* 2021;5(9):1190–1202.
- 27 Murray RM, Quattrone D. The Kraepelin concept of schizophrenia: dying but not yet dead. *Schizophr Res.* 2022;242:102–105.
- 28 Su Y, Rao W, Li M, Caron G, D'Arcy C, Meng X. Prevalence of loneliness and social isolation among older adults during the COVID-19 pandemic: a systematic review and meta-analysis. *Int Psychogeriatr.* 2023;35(5):229–241.
- 29 Santomauro DF, Mantilla Herrera AM, Shadid J, et al. Global prevalence and burden of depressive and anxiety disorders in 204 countries and territories in 2020 due to the COVID-19 pandemic. *Lancet.* 2021;398(10312):1700–1712.
- 30 Lake S, Assaf RD, Gorbach PM, Cooper ZD. Changes in secondary substance use after the onset of the COVID-19 pandemic among people who use cannabis: findings from a web-based sample of adults in the United States. *Exp Clin Psychopharmacol.* 2023;31(2):482–490.
- 31 Riecher-Rössler A, Häfner H. Gender aspects in schizophrenia: bridging the border between social and biological psychiatry. *Acta Psychiatr Scand.* 2000;102(s407):58–62.
- 32 Coid JW, Kirkbride JB, Barker D, et al. Raised incidence rates of all psychoses among migrant groups: findings from the East London first episode psychosis study. *Arch Gen Psychiatry.* 2008;65(11):1250–1258.
- 33 Ocloo J, Stuart R, Dasch HK, et al. Living less safely through the pandemic in England for people with serious mental and physical health conditions: qualitative interviews with service users and carers of Black African, Caribbean, and South-Asian descent. *BMC Publ Health.* 2024;24(1):2718.
- 34 Taquet M, Skorniewska Z, De Deyn T, et al. Cognitive and psychiatric symptom trajectories 2-3 years after hospital admission for COVID-19: a longitudinal, prospective cohort study in the UK. *Lancet Psychiatry.* 2024;11(9):696–708.
- 35 Corlett PR, Horga G, Fletcher PC, Alderson-Day B, Schmack K, Powers AR. 3rd. Hallucinations and strong priors. *Trends Cogn Sci.* 2019;23(2):114–127.