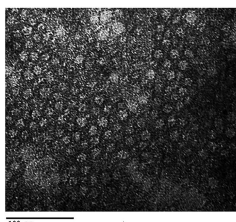


Correction to “Targeted Delivery of Doxorubicin by Folic Acid-Decorated Dual Functional Nanocarrier”


Jianqin Lu, Wenchen Zhao, Yixian Huang, Hao Liu, Rebecca Marquez, Robert B. Gibbs, Jiang Li, Raman Venkataramanan, Liang Xu, Shulin Li, and Song Li*

Mol. Pharmaceutics 2014, 11 (11), 4164–4178. DOI:10.1021/mp500389v

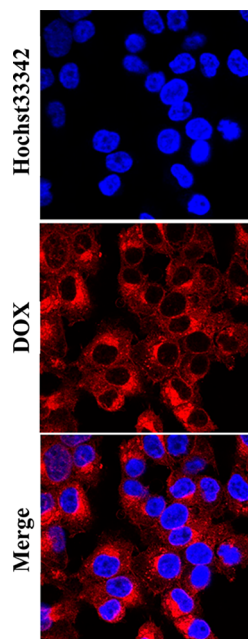
In the original article, the TEM image for FA-PEG_{5K}-EB₂/DOX micelles in Figure 1D on page 4168 was wrongly used:



The correct TEM image is

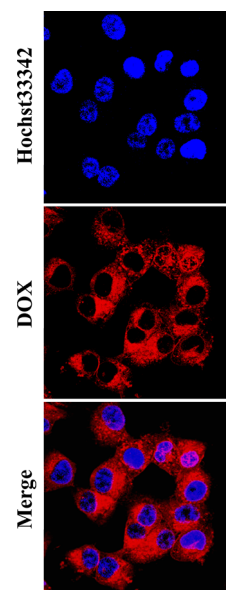


In the original article, the confocal images for FA-PEG_{5K}-EB₂/DOX with 100 μ M free folate in Figure 6B on page 4172 was wrongly used:



FA-PEG_{5K}-EB₂/DOX
with 100 μ M free folate

The correct confocal images are



FA-PEG_{5K}-EB₂/DOX
with 100 μ M free folate

In conclusion, we regret the nonintentional errors, but the corrections made to the above-mentioned paper will not affect the conclusion of the paper.

Published: August 9, 2019