




Article

The Impact of Race–Ethnicity and Diagnosis of Alzheimer’s Disease and Related Dementias on Mammography Use

Aokun Chen ¹, Yongqiu Li ¹, Jennifer N. Woodard ¹, Jessica Y. Islam ², Shuang Yang ¹, Thomas J. George ¹, Elizabeth A. Shenkman ¹, Jjiang Bian ^{1,*} and Yi Guo ^{1,*}

¹ Department of Health Outcomes and Biomedical Informatics, College of Medicine, University of Florida, Gainesville, FL 32611, USA

² Moffit Cancer Center, Tampa, FL 33612, USA

* Correspondence: bianjiang@ufl.edu (J.B.); yiguo@ufl.edu (Y.G.)

Simple Summary: Analyzing real-world data from the OneFlorida+ Clinical Research Network, we examined the impact of ADRD diagnosis and race–ethnicity on mammography use in breast cancer screening (BCS)-eligible women. We found that BCS-eligible women with Alzheimer’s disease (AD) and AD-related dementias (ADRD) were more likely to undergo a mammography than the BCS-eligible women without ADRD. Stratified by race–ethnicity, BCS-eligible Hispanic women with ADRD were more likely to undergo a mammography, whereas BCS-eligible non-Hispanic black and non-Hispanic other women with ADRD were less likely to undergo a mammography.

Abstract: Breast cancer screening (BCS) with mammography is a crucial method for improving cancer survival. In this study, we examined the association of Alzheimer’s disease (AD) and AD-related dementias (ADRD) diagnosis and race–ethnicity with mammography use in BCS-eligible women. In the real-world data from the OneFlorida+ Clinical Research Network, we extracted a cohort of 21,715 BCS-eligible women with ADRD and a matching comparison cohort of 65,145 BCS-eligible women without ADRD. In multivariable regression analysis, BCS-eligible women with ADRD were more likely to undergo a mammography than the BCS-eligible women without ADRD (odds ratio [OR] = 1.19, 95% confidence interval [CI] = 1.13–1.26). Stratified by race–ethnicity, BCS-eligible Hispanic women with ADRD were more likely to undergo a mammography (OR = 1.56, 95% CI = 1.39–1.75), whereas BCS-eligible non-Hispanic black (OR = 0.72, 95% CI = 0.62–0.83) and non-Hispanic other (OR = 0.65, 95% CI = 0.45–0.93) women with ADRD were less likely to undergo a mammography. This study was the first to report the impact of ADRD diagnosis and race–ethnicity on mammography use in BCS-eligible women using real-world data. Our results suggest ADRD patients might be undergoing BCS without detailed guidelines to maximize benefits and avoid harms.

Keywords: screening; mammography; electronic health record; cognitive impairment; social determinant of health



Citation: Chen, A.; Li, Y.; Woodard, J.N.; Islam, J.Y.; Yang, S.; George, T.J.; Shenkman, E.A.; Bian, J.; Guo, Y. The Impact of Race–Ethnicity and Diagnosis of Alzheimer’s Disease and Related Dementias on Mammography Use. *Cancers* **2022**, *14*, 4726. <https://doi.org/10.3390/cancers14194726>

Academic Editor: Taewan Kim

Received: 1 July 2022

Accepted: 22 September 2022

Published: 28 September 2022

Publisher’s Note: MDPI stays neutral with regard to jurisdictional claims in published maps and institutional affiliations.



Copyright: © 2022 by the authors. Licensee MDPI, Basel, Switzerland. This article is an open access article distributed under the terms and conditions of the Creative Commons Attribution (CC BY) license (<https://creativecommons.org/licenses/by/4.0/>).

1. Introduction

Breast cancer is the most prevalent cancer and the second leading cause of death by cancer in women in the United States (US) [1]. It is estimated that approximately 287,850 women will be diagnosed with and 43,250 women will die from breast cancer in the United States in 2022 [1]. Breast cancer screening (BCS) with mammography is a crucial method for improving cancer survival. Undergoing mammography helps detect breast cancer in its early stages, and thus provides the best opportunity for successful treatment and prognosis. The benefits of screening mammography have been well-documented in many randomized trials and observation studies [1–9]. In the report from the International Agency for Research on Cancer (IARC), mammography reduced the mortality rate of breast cancer by 40% among women of 50–69 years of age [9]. The proven benefits of mammography led to the creation of BCS guidelines by national professional associations, such as the

U.S. Preventive Services Task Force (USPSTF) and the American Cancer Society [5,10–13]. For instance, the USPSTF recommends that women aged 50 to 74 years get a screening mammography every two years [5].

Even with the BCS guidelines, the decision to undergo a mammography is not always straightforward, especially for patients with Alzheimer’s disease (AD) and AD-related dementias (ADRD). The existing guidelines do not provide tailored recommendations for patients with specific conditions, including ADRD [5]. Currently, no official guidelines are provided for ADRD patients, let alone tailored for the ADRD patients at different stages. On the other hand, ADRD patients have a shortened life expectancy (<10 years), which reduces the cumulative benefits of BCS [14–19]. Further, living with behavioral and psychiatric disorders, poor functional status, and comorbidities, ADRD patients are more likely to experience complications from cancer screening and the follow-up procedures [20,21]. As a result, the use of mammography could be very different among ADRD patients as compared to the general population. To date, there exists only one study on the association between ADRD and mammography use, but the association was examined in female breast cancer patients. In that study, Weng et al. analyzed the Surveillance, Epidemiology, and End Results (SEER)–Medicare data and found that breast cancer patients with ADRD were less likely to receive BCS than those without ADRD in a retrospective design [22]. There is a need for more studies, especially prospective studies, on the association between ADRD diagnosis and mammography use in BCS-eligible populations.

In this study, we examined the impact of ADRD diagnosis on mammography use among BCS-eligible women using real-world data, including those in electronic health records (EHRs) and claims, from the OneFlorida+ Clinical Research Network (CRN) [23], which is a large CRN in the national PCORnet. We extracted a cohort of BCS-eligible women with ADRD in OneFlorida+ and prospectively examined whether mammography was used following ADRD diagnosis. In addition, we examined whether there existed any racial–ethnic disparities in the association of ADRD diagnosis with mammography use. EHRs are real-time, patient-centered medical records that have gained popularity in medical research. Compared with datasets collected under restricted eligibility rules (e.g., SEER–Medicare), EHRs reflect the real-world clinical outcome of ADRD patients, making it easier to translate and apply the computational methods and research findings into practice. To the best of our knowledge, this was the first study to report the impact of ADRD diagnosis and race–ethnicity on mammography use in BCS-eligible women using real-world data.

2. Materials and Methods

2.1. Data Source and Study Population

This study was approved by the University of Florida Institutional Review Board. We obtained 2012–2021 EHR data from the OneFlorida+ CRN, one of the eight CRNs in the national PCORnet funded by the Patient-Centered Outcomes Research Institute (PCORI). Our study population included a case cohort of BCS-eligible women with ADRD and a matching comparison cohort of BCS-eligible women without ADRD. To create the case cohort, we extracted all women with an ADRD diagnosis between the ages of 50 and 72 years from the OneFlorida+ EHRs. The International Classification of Diseases (ICD) codes used to identify ADRD, including AD, vascular dementia, Lewy body dementia, or frontotemporal dementia, were listed in Appendix A Table A1. We considered an upper age limit of 72 years, rather than 74 years as recommended by the USPSTF, because we included a two-year observation window in the outcome definition (see Section 2.2). For the case cohort, the index date was defined as the date of the first ADRD diagnosis. We excluded case patients who had no encounters one year before and two years after the index date to allow the observation of the baseline measures and BCS outcome. We further excluded case patients who were previously diagnosed with breast cancer prior to the index date, as well as patients without a valid ZIP code. To create the comparison cohort, we extracted all women without any ADRD diagnosis, dementia (e.g., alcohol-induced persisting de-

mentia, drug-induced persisting dementia), or conditions that could cause dementia (e.g., Parkinson's disease, paralysis agitans, temporal sclerosis, etc.; see Appendix A Table A1 for ICD codes) between the ages of 50 and 73 years from the OneFlorida+ EHRs. To these women, we applied the same exclusion criteria that were applied to the case cohort. Next, each case woman with ADRD was matched to three women without ADRD based on age and calendar year. For the comparison cohort, the index date was defined as the date of a random inpatient or outpatient encounter in the matched calendar year.

2.2. Study Outcome and Exposures

The primary outcome of the study was mammography use (yes or no) within two years (i.e., 730 days) after the index date (Figure 1). Since the USPSTF recommended that women aged 50 to 74 years should get a screening mammography every two years, we considered a woman in our study population compliant with the USPSTF guideline if she underwent a mammography within two years after the index date. Mammography use within the outcome observation window was identified using Current Procedural Terminology (CPT) codes 77065, 77066, and 77067. The primary exposures were having an ADRD diagnosis or not (i.e., belonging to the case or comparison cohort) and race-ethnicity (non-Hispanic white [NHW], non-Hispanic black [NHB], non-Hispanic other [NHO], Hispanic, or unknown).

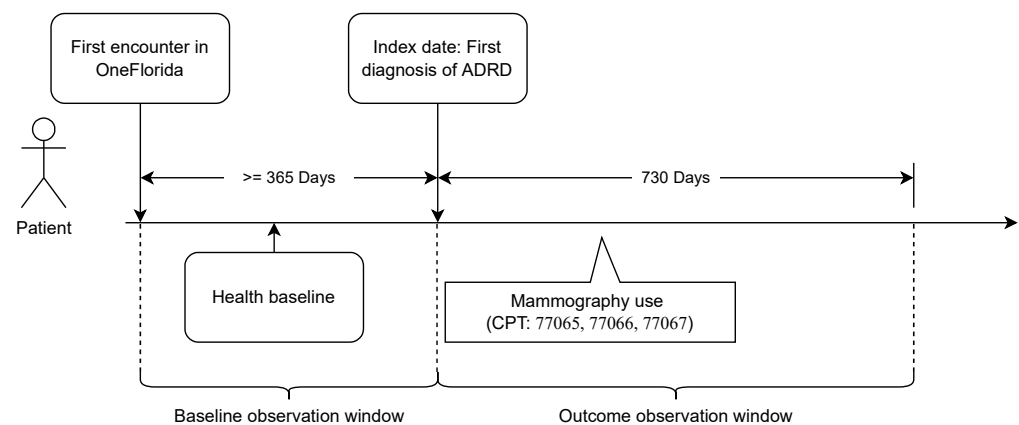


Figure 1. Index date and observation window for the study population.

2.3. Covariates

We included in our data analysis a number of covariates that could potentially impact the utilization of mammography. These covariates included age, comorbidity, rurality (i.e., urban vs. rural residency), and social vulnerability. Comorbidity was measured using the Charlson Comorbidity Index (CCI), with a higher CCI indicating worse baseline health [24]. To calculate the CCI, we extracted the following conditions at baseline from the EHRs (Figure 1): moderate/severe liver disease, cerebrovascular disease, peripheral vascular disease, renal disease, hemiplegia or paraplegia, dementia, mild liver diseases, congestive heart failure, chronic obstructive pulmonary disease, diabetes, and diabetes with complications. The ICD codes used to identify these conditions were listed in Appendix A Table A2. We included rurality in the study as previous studies showed disparities in medical resources accessibility between rural and urban patients that may affect their cancer screen use [25,26]. Rurality was measured using the ZIP code level rural–urban commuting area (RUCA) codes. RUCA codes are a census tract-based classification that characterize all U.S. census tracts with respect to their rural/urban status and commuting relationships to other census tracts [27]. ZIP code level RUCA codes are approximations of that at the census tract level, in which each ZIP code is assigned with a primary code. The primary codes range between 1 and 10, with 1 being the most urbanized and 10 being rural. We linked the RUCA codes to our study population using the patients' latest ZIP

codes in the EHRs. Social vulnerability was measured using the Center for Disease Control and Prevention (CDC)'s Social Vulnerability Index (SVI). The SVI uses U.S. census data to measure the social vulnerability of every census tract. Each census tract is ranked on 15 social factors and grouped into four related themes that include socioeconomic status (SVI-SS), household composition and disability (SVI-HCD), minority status and language (SVI-MSL), and housing type and transportation (SVI-HTT). A higher value of SVI indicates higher social vulnerability. We linked the SVI as the four SVI themes to our study population using the patients' latest ZIP code in EHRs.

2.4. Statistical Analysis

First, to characterize our study population, we calculated the means with standard deviations (SDs) and frequencies with percentages for the variables of interest stratified by ADRD diagnosis. Second, to examine the association between ADRD diagnosis and mammography use, we built a logistic regression model (base model) with mammography use being the dependent variable and ADRD diagnosis, race–ethnicity, and the covariates being the independent variables. Third, to examine whether race–ethnicity modified the association between ADRD diagnosis and mammography use, we extended the base model to include an additional ADRD diagnosis by race–ethnicity interaction term (interaction model). Results from both logistic models were reported as odds ratios (ORs) and the associated 95% confidence intervals (CIs). All statistical analyses were conducted using python 3.9.4 and SAS 9.4 (SAS Institute Inc., Cary, NC, USA).

3. Results

3.1. Characteristics of Study Population

We summarized the characteristics of our study population in Table 1. Overall, we extracted 21,715 BCS-eligible women with ADRD and 65,145 matching BCS-eligible women without ADRD from OneFlorida+. The ADRD and non-ADRD patients had the same mean age (64.8 vs. 64.8 years, $p = 1.000$), the matching variable. Although the overall racial–ethnic makeup did not differ significantly between the two study cohorts ($p = 0.114$), a higher percentage of NHW (47.1% vs. 42.7%) and NHO (4.9% vs. 3.5%) patients were presented in the non-ADRD comparison cohort compared with the ADRD patient cohort. Compared to the non-ADRD patients, the ADRD patients were more likely to reside in urban areas (91.3% vs. 87.8%, $p < 0.001$), have worse baseline health (CCI > 0 : 28.5% vs. 15.8%, $p < 0.001$), and associate with higher social vulnerability in terms of all four SVI themes (SVI-SS: 0.57 vs. 0.55, $p < 0.001$; SVI-HCD: 0.52 vs. 0.49, $p < 0.001$; SVI-MSL: 0.60 vs. 0.59, $p < 0.001$; SVI-HTT: 0.57 vs. 0.50, $p < 0.001$). Lastly, the BCS-eligible ADRD patients were more likely to undergo a mammography within two years of the index date than the BCS-eligible non-ADRD patients (10.0% vs. 8.0%, $p < 0.001$).

We summarized the social vulnerability of the study population by race in Table 2. Among BCS-eligible women with ADRD, in SVI-SS, SVI-HCD, SVI-HTT, NHW (SVI-SS 0.61 [0.20]; SVI-HCD: 0.55 [0.19]; SVI-HTT 0.60 [0.15]) were the more socially vulnerable compared to NHW (SVI-SS 0.52 [0.19]; SVI-HCD: 0.54 [0.19]; SVI-HTT 0.54 [0.15]), NHO (SVI-SS 0.51 [0.20]; SVI-HCD: 0.50 [0.17]; SVI-HTT 0.52 [0.17]), and Hispanic (SVI-SS 0.59 [0.20]; SVI-HCD: 0.47 [0.18]; SVI-HTT 0.58 [0.18]). Hispanic BCS-eligible women with ADRD were more socially vulnerable in SVI-MSL (0.77 [0.22]) compared to NHW (0.46 [0.23]), NHB (0.60 [0.23]), and NHO (0.55 [0.24]). The same trend could be found among BCS-eligible women without ADRD (NHW: SVI-SS: 0.47 [0.20], SVI-HCD: 0.54 [0.19], SVI-MSL: 0.46 [0.23], SVI-HTT: 0.54 [0.16]; NHB: SVI-SS: 0.61 [0.20], SVI-HCD: 0.55 [0.19], SVI-MSL: 0.60 [0.23], SVI-HTT: 0.60 [0.15]; NHO: SVI-SS: 0.51 [0.20], SVI-HCD: 0.50 [0.17], SVI-MSL: 0.55 [0.24], SVI-HTT: 0.52 [0.17]; Hispanic: SVI-SS: 0.59 [0.20], SVI-HCD: 0.47 [0.18], SVI-MSL: 0.77 [0.22], SVI-HTT: 0.58 [0.18]). NHW, NHO, and Hispanic BCS-eligible women with ADRD were more socially vulnerable compared to those without ADRD, while NHB BCS-eligible women without ADRD were more socially vulnerable than those who had ADRD.

3.2. Multivariable Logistic Regression Analysis

We summarized the ORs and the associated 95% CIs from the base and interaction models in Table 2. In the base model, we observed that the BCS-eligible women with ADRD were more likely to undergo a mammography within two years after the index date than the BCS-eligible women without ADRD (OR = 1.19, 95% CI = 1.13–1.26), adjusting for the covariates. Compared with the NHW patients, the NHB (OR = 1.43, 95% CI = 1.33–1.55), NHO (OR = 1.24, 95% CI = 1.08–1.41), and Hispanic (OR = 1.32, 95% CI = 1.22–1.42) patients were more likely to undergo a mammography. Regarding the covariates, ADRD patients who were older (OR = 0.95, 95% CI = 0.95–0.96) and had worse baseline health (CCI > 1 vs. = 0: OR = 0.81, 95% CI = 0.72–0.90; CCI = 1 vs. = 0: OR = 0.85, 95% CI = 0.79–0.92) were less likely to undergo a mammography. SVI-SS was positively associated with mammography use (OR = 0.77, 95% CI = 0.60–0.99), while SVI-MSL (OR = 1.96, 95% CI = 1.68–2.27) and SVI-HTT (OR = 1.59, 95% CI = 1.30–1.94) were negatively associated with mammography use. We did not observe any urban–rural differences in mammography use.

Table 1. Characteristics of the study population.

	BCS-Eligible Women with ADRD n = 21,715	BCS-Eligible Women without ADRD n = 65,145	p-Value
Age			
Mean (SD)	64.8 (6.4)	64.8 (6.4)	=1.000
Race–ethnicity			=0.114
NHW	9261 (42.7%)	30,700(47.1%)	
NHB	3545 (16.3%)	9919 (15.2%)	
NHO	758 (3.5%)	3198 (4.9%)	
Hispanic	4365 (20.1%)	8809 (20.7%)	
Unknown	3786 (17.4%)	8156 (12.5%)	
Rurality			<0.001
Urban	19,829 (91.3%)	57,266 (87.9%)	
Rural	1886 (8.7%)	7879 (12.1%)	
Charlson Comorbidity Index			<0.001
0	15,544 (71.6%)	54,914(82.3%)	
1	3987 (18.4%)	6759 (10.4%)	
>1	2184 (10.1%)	3472 (5.3%)	
Social Vulnerability Index			
SVI-SS (SD)	0.57 (0.20)	0.55 (0.21)	<0.001
SVI-HCD (SD)	0.52 (0.19)	0.49 (0.19)	<0.001
SVI-MSL (SD)	0.60 (0.26)	0.59 (0.26)	<0.001
SVI-HTT (SD)	0.57 (0.17)	0.50 (0.17)	<0.001
Mammography use			<0.001
Yes	2074 (10.0%)	4999 (8.0%)	
No	19,641 (90.0%)	60,146 (92.0%)	

BCS: breast cancer screening; ADRD: Alzheimer’s disease and related dementia; SD: standard deviation; NHW: non-Hispanic white; NHB: non-Hispanic black; NHO: non-Hispanic other; SVI: social vulnerability index; SS: socioeconomic status; HCD: household composition and disability; MSL: minority status and language; HTT: housing type and transportation.

In the interaction model, we found a significant ADRD diagnosis by the race–ethnicity interaction term and thus reported the OR for ADRD diagnosis in each of the racial–ethnic groups (Table 3). Mammography use did not differ by ADRD diagnosis in BCS-eligible NHW women. However, among Hispanic women who were BCS-eligible, those with ADRD were more likely to undergo a mammography within two years after the index date than those without ADRD (OR = 1.56, 95% CI = 1.39–1.75), adjusting for the covariates. In contrast, among NHB women who were BCS-eligible, those with ADRD were less likely to undergo a mammography than those without ADRD (OR = 0.72, 95% CI = 0.62–0.83). A similar finding was observed among NHO women who were BCS-eligible (OR = 0.65, 95% CI = 0.45–0.93). Regarding the covariates, similar ORs as those

reported in the base model were obtained in the interaction model. ADRD patients who were older (OR = 0.95, 95% CI = 0.94–0.96) and had worse baseline health (CCI > 1 vs. = 0: OR = 0.83, 95% CI = 0.74–0.93; CCI = 1 vs. = 0: OR = 0.86, 95% CI = 0.79–0.93) were less likely to undergo a mammography. SVI-SS was positively associated with mammography use (OR = 0.77, 95% CI = 0.60–0.99), while minority status and language (OR = 1.89, 95% CI = 1.62–2.19) and housing type and transportation (OR = 1.62, 95% CI = 1.32–1.99) were negatively associated with mammography use. We did not observe any urban–rural differences in mammography use.

Table 2. Social vulnerability of the study population by race.

	BCS-Eligible Women with ADRD n = 21,715	BCS-Eligible Women without ADRD n = 65,145
NHW		
SVI-SS (SD)	0.52 (0.19)	0.47 (0.20)
SVI-HCD (SD)	0.54 (0.19)	0.49 (0.20)
SVI-MSL (SD)	0.46 (0.23)	0.48 (0.23)
SVI-HTT (SD)	0.54 (0.16)	0.49 (0.16)
NHB		
SVI-SS (SD)	0.61 (0.20)	0.63 (0.20)
SVI-HCD (SD)	0.55 (0.19)	0.56 (0.18)
SVI-MSL (SD)	0.60 (0.23)	0.61 (0.23)
SVI-HTT (SD)	0.60 (0.15)	0.59 (0.16)
NHO		
SVI-SS (SD)	0.51 (0.20)	0.47 (0.20)
SVI-HCD (SD)	0.50 (0.17)	0.46 (0.19)
SVI-MSL (SD)	0.55 (0.24)	0.57 (0.23)
SVI-HTT (SD)	0.52 (0.17)	0.48 (0.16)
Hispanic		
SVI-SS (SD)	0.59 (0.20)	0.57 (0.20)
SVI-HCD (SD)	0.47 (0.18)	0.46 (0.18)
SVI-MSL (SD)	0.77 (0.22)	0.75 (0.21)
SVI-HTT (SD)	0.58 (0.18)	0.55 (0.18)
Unknown		
SVI-SS (SD)	0.60 (0.20)	0.59 (0.20)
SVI-HCD (SD)	0.48 (0.17)	0.50 (0.18)
SVI-MSL (SD)	0.75 (0.24)	0.69 (0.27)
SVI-HTT (SD)	0.59 (0.17)	0.58 (0.17)

NHW: non-Hispanic white; NHB: non-Hispanic black; NHO: non-Hispanic other; SVI: social vulnerability index; SVI: social vulnerability index; SS: socioeconomic status; HCD: household composition and disability; MSL: minority status and language; HTT: housing type and transportation.

Table 3. Multivariable logistic regression estimating the association between ADRD diagnosis and mammography use in women aged 50–73 in OneFlorida+.

Variables	Base Model		Interaction Model	
	Adjusted OR (95% CI)	p-Value	Adjusted OR (95% CI)	p-Value
Primary Exposures				
ADRD diagnosis				
Yes vs. No	1.19 (1.13, 1.26)	<0.001	-	-
Race–ethnicity				
NHB vs. NHW	1.43 (1.33, 1.55)	<0.001	-	-
Hispanic vs. NHW	1.32 (1.22, 1.42)	<0.001	-	-
NHO vs. NHW	1.24 (1.08, 1.41)	=0.016	-	-
Unknown vs. NHW	3.06 (2.85, 3.29)	<0.001	-	-

Table 3. Cont.

Variables	Base Model		Interaction Model	
	Adjusted OR (95% CI)	<i>p</i> -Value	Adjusted OR (95% CI)	<i>p</i> -Value
ADRD diagnosis by Race–ethnicity				
Yes vs. No in NHW	-	-	1.04 (0.94, 1.15)	=0.479
Yes vs. No in NHB	-	-	0.72 (0.62, 0.83)	<0.001
Yes vs. No in NHO	-	-	0.65 (0.45, 0.93)	=0.019
Yes vs. No in Hispanics	-	-	1.56 (1.39, 1.75)	<0.001
Yes vs. No in Unknown	-	-	1.55 (1.40, 1.71)	<0.001
Covariates				
Age	0.95 (0.95, 0.96)	<0.001	0.95 (0.95, 0.96)	<0.001
Charlson Comorbidity Index				
>1 vs. 0	0.81 (0.72, 0.90)	=0.001	0.83 (0.74, 0.93)	=0.009
1 vs. 0	0.85 (0.79, 0.92)	=0.001	0.86 (0.79, 0.93)	=0.002
Rurality				
Urban vs. Rural	0.96 (0.88, 1.06)	=0.449	0.98 (0.89, 1.08)	=0.651
Social Vulnerability Index				
SVI-SS	0.77 (0.60, 0.99)	=0.038	0.77 (0.60, 0.99)	=0.040
SVI-HCD	0.98 (0.80, 1.20)	=0.832	0.99 (0.80, 1.21)	=0.900
SVI-MSL	1.96 (1.68, 2.27)	<0.001	1.89 (1.62, 2.19)	<0.001
SVI-HTT	1.59 (1.30, 1.94)	<0.001	1.62 (1.32, 1.99)	<0.001

OR: odds ratio; CI: confidence interval; ADRD: Alzheimer’s disease and related dementias; NHW: non-Hispanic white; NHB: non-Hispanic black; NHO: non-Hispanic other; SVI: social vulnerability index; SS: socioeconomic status; HCD: household composition and disability; MSL: minority status and language; HTT: housing type and transportation.

4. Discussion

In this study, we extracted a cohort of BCS-eligible women with ADRD and a matching comparison cohort of BCS-eligible women without ADRD in the OneFlorida+ CRN. We examined the association of ADRD diagnosis and race–ethnicity with mammography use adjusting for age, baseline health, rurality, and social vulnerability. We found that BCS-eligible women with ADRD were more likely to undergo a mammography than the BCS-eligible women without ADRD. The BCS rate among the control group was low compared to that of the general BCS eligible population. This difference was expected, as the control group was selected to match the age, encounter year, and month of the AD patients. The matching criteria made the BCS-use pattern among the control group different from that in the general population. Stratified by race–ethnicity, BCS-eligible Hispanic women with ADRD were more likely to undergo a mammography, whereas BCS-eligible non-Hispanic black and non-Hispanic other women with ADRD were less likely to undergo a mammography. Mammography use did not differ by ADRD diagnosis in BCS-eligible NHW women.

Unexpectedly, we found that BCS-eligible women with ADRD were more like to use mammography than those without ADRD. Although no studies have examined mammography use in BCS-eligible ADRD patients, previous research has shown that mammography use is lowered in BCS-eligible, cognitively impaired women [28]. Our finding of an overall positive association between ADRD diagnosis and mammography use appears to be inconsistent with research on the cognitively impaired. However, our interaction analysis revealed that this observation was driven by a similar positive association between ADRD diagnosis and mammography use in BCS-eligible Hispanic women only. Lower or same likelihood of mammography use was observed in NHW, NHB, or NHO women with ADRD. As undergoing BCS for ADRD patients is usually decided through a shared decision-making process involving the physicians, patients, and their caregivers, more

future studies are needed to confirm the observed racial–ethnic and ADRD disparities in mammography use and explore the psychosocial mechanisms behind these disparities. Considering ADRD patients have a shortened life expectancy and reduced quality of life, they were less likely to benefit from BCS. Our study provided the first evidence that ADRD patients might be undergoing BCS without detailed guidelines to maximize benefits and avoid harms

As a clarification, our study does not discourage the use of BCS among ADRD patients. We suggest further studies to improve the benefit of BCS for ADRD patients in different stages. On the one hand, ADRD patients were shown to have good health baselines, i.e., low CCI according to our study cohort, qualifying them as a beneficial group of BCS. On the other, the estimated survival of diagnosed ADRD patients was around 3 to 8 years [29,30], potentially making them less beneficial for BCS.

Our study has a few strengths. A major strength is the use of real-world data in a large CRN in the national PCORnet. The rich data in OneFlorida+ allowed us to accurately identify our study population of ADRD and non-ADRD patients, their detailed medical history, and mammography use. Further, we used a prospective study design that examined mammography use within two years after ADRD diagnosis. Our study also has a few limitations to note. Due to the observational nature of the study, our results do not support any causal relationship between ADRD diagnosis and mammography use. In addition, we were unable to control for some potentially important covariates such as education or income due to the limitations of the EHR data. However, the SVI contains components that cover many of these variables at the fine-grained ZIP code level. Moreover, our results may not reflect the BCS use for all ADRD patients. As ADRD is usually diagnosed at later stages, our results may not reflect BCS use among early staged ADRD patients.

5. Conclusions

In summary, this study was the first to report the impact of ADRD diagnosis and race–ethnicity on mammography use in BCS-eligible women using real-world data. Our finding that BCS-eligible women, especially Hispanic women, with ADRD were more like to use mammography suggests that ADRD patients might be getting screened for BCS despite a lack of clear benefits. More future studies are needed to explore the psychosocial mechanisms behind these disparities in mammography use.

Author Contributions: Conceptualization, A.C. and Y.G.; data curation, A.C. and Y.L.; formal analysis, A.C., Y.L. and S.Y.; funding acquisition, J.B. and Y.G.; investigation, A.C., Y.L. and Y.G.; methodology, A.C.; project administration, E.A.S., J.B. and Y.G.; supervision, Y.G.; validation, Y.G.; writing—original draft, A.C.; writing—review and editing, J.N.W., J.Y.I., T.J.G., E.A.S., J.B. and Y.G. All authors have read and agreed to the published version of the manuscript.

Funding: This study was funded by the National Cancer Institute (NCI), grant number 3R01CA246418-02S1 and 5R01CA246418-03.

Institutional Review Board Statement: This study was approved by the University of Florida Institutional Review Board (IRB202001498).

Informed Consent Statement: Not applicable.

Data Availability Statement: The OneFlorida+ electronic health record data are considered Protected Health Information under the Health Insurance Portability and Accountability Act of 1996 (HIPAA) in the United States, and as such are not publicly available.

Acknowledgments: Guo and Bian were funded in part by the National Institutes of Health (NIH) National Cancer Institute (NCI) grants 5R01CA246418, 3R01CA246418-02S1, 1R21CA245858-01A1, 3R21CA245858-01A1S1, and 1R21CA253394-01A1, NIH National Institute on Aging (NIA) grant 5R21AG068717-02, and Centers for Disease Control and Prevention (CDC) grant U18DP006512.

Conflicts of Interest: The authors declare no conflict of interest.

Appendix A

Table A1. ICD code set for ADRD diagnosis.

Disease	Code Type	Code	Concept	Used For
Alzheimer's disease	ICD-9	331.0	Alzheimer's disease	Inclusion, exclusion
Alzheimer's disease	ICD-10	G30.0	Alzheimer's disease with early onset	Inclusion, exclusion
Alzheimer's disease	ICD-10	G30.1	Alzheimer's disease with late onset	Inclusion, exclusion
Alzheimer's disease	ICD-10	G30.8	Other Alzheimer's disease	Inclusion, exclusion
Alzheimer's disease	ICD-10	G30.9	Alzheimer's disease, unspecified	Inclusion, exclusion
Vascular dementia	ICD-9	290.40	Vascular dementia, uncomplicated	Inclusion, exclusion
Vascular dementia	ICD-9	290.41	Vascular dementia, with delirium	Inclusion, exclusion
Vascular dementia	ICD-9	290.42	Vascular dementia, with delusions	Inclusion, exclusion
Vascular dementia	ICD-9	290.43	Vascular dementia, with depressed mood	Inclusion, exclusion
Vascular dementia	ICD-10	F01.50	Vascular dementia without behavioral disturbance	Inclusion, exclusion
Vascular dementia	ICD-10	F01.51	Vascular dementia with behavioral disturbance	Inclusion, exclusion
Frontotemporal dementia	ICD-9	331.1	Frontotemporal dementia	Inclusion, exclusion
Frontotemporal dementia	ICD-9	331.11	Pick's disease	Inclusion, exclusion
Frontotemporal dementia	ICD-9	331.19	Other frontotemporal dementia	Inclusion, exclusion
Frontotemporal dementia	ICD-10	G31.0	Frontotemporal dementia	Inclusion, exclusion
Frontotemporal dementia	ICD-10	G31.01	Pick's disease	Inclusion, exclusion
Frontotemporal dementia	ICD-10	G31.09	Other frontotemporal dementia	Inclusion, exclusion
Lewy body dementia	ICD-9	331.82	Dementia with Lewy bodies	Inclusion, exclusion
Lewy body dementia	ICD-10	G31.83	Dementia with Lewy bodies	Inclusion, exclusion
Dementia	ICD-9	290.0	Senile dementia, uncomplicated	Exclusion
Dementia	ICD-9	290.10	Presenile dementia, uncomplicated	Exclusion
Dementia	ICD-9	290.11	Presenile dementia with delirium	Exclusion
Dementia	ICD-9	290.12	Presenile dementia with delusional features	Exclusion
Dementia	ICD-9	290.13	Presenile dementia with depressive features	Exclusion
Dementia	ICD-9	290.20	Senile dementia with delusional features	Exclusion
Dementia	ICD-9	290.21	Senile dementia with depressive features	Exclusion
Dementia	ICD-9	290.3	Senile dementia with delirium	Exclusion
Dementia	ICD-9	290.8	Other specified senile psychotic conditions	Exclusion
Dementia	ICD-9	290.9	Unspecified senile psychotic condition	Exclusion
Dementia	ICD-9	291.2	Alcohol-induced persisting dementia	Exclusion
Dementia	ICD-9	292.82	Drug-induced persisting dementia	Exclusion
Dementia	ICD-9	294.0	Amnesic disorder in conditions classified elsewhere	Exclusion
Dementia	ICD-9	294.10	Dementia in conditions classified elsewhere without behavioral disturbance	Exclusion
Dementia	ICD-9	294.11	Dementia in conditions classified elsewhere with behavioral disturbance	Exclusion
Dementia	ICD-9	294.20	Dementia, unspecified, without behavioral disturbance	Exclusion
Dementia	ICD-9	294.21	Dementia, unspecified, with behavioral disturbance	Exclusion
Dementia	ICD-9	294.8	Other persistent mental disorders due to conditions classified elsewhere	Exclusion
Dementia	ICD-9	294.9	Unspecified persistent mental disorders due to conditions classified elsewhere	Inclusion, exclusion
Dementia	ICD-9	331.2	Senile degeneration of brain	Exclusion
Dementia	ICD-9	331.3	Communicating hydrocephalus	Exclusion
Dementia	ICD-9	331.4	Obstructive hydrocephalus	Exclusion
Dementia	ICD-9	331.5	Idiopathic normal pressure hydrocephalus (INPH)	Exclusion
Dementia	ICD-9	331.6	Corticobasal degeneration	Exclusion
Dementia	ICD-9	331.7	Cerebral degeneration in diseases classified elsewhere	Exclusion
Dementia	ICD-9	331.81	Reye's syndrome	Exclusion
Dementia	ICD-9	331.83	Mild cognitive impairment, so stated	Inclusion, exclusion
Dementia	ICD-9	331.89	Other cerebral degeneration	Exclusion
Dementia	ICD-9	437.0	Cerebral atherosclerosis	Exclusion
Dementia	ICD-9	437.1	Other generalized ischemic cerebrovascular disease	Exclusion
Dementia	ICD-9	437.2	Hypertensive encephalopathy	Exclusion
Dementia	ICD-9	437.3	Cerebral aneurysm, non-ruptured	Exclusion
Dementia	ICD-9	437.4	Cerebral arteritis	Exclusion
Dementia	ICD-9	437.5	Moyamoya disease	Exclusion
Dementia	ICD-9	437.6	Nonpyogenic thrombosis of intracranial venous sinus	Exclusion
Dementia	ICD-9	437.7	Transient global amnesia	Exclusion
Dementia	ICD-9	437.8	Other ill-defined cerebrovascular disease	Exclusion
Dementia	ICD-9	437.9	Unspecified cerebrovascular disease	Exclusion
Dementia	ICD-9	797	Senility without mention of psychosis	Exclusion
Dementia	ICD-10	F02.80	Dementia in other diseases classified elsewhere without behavioral disturbance	Exclusion
Dementia	ICD-10	F02.81	Dementia in other diseases classified elsewhere with behavioral disturbance	Exclusion
Dementia	ICD-10	F03.90	Unspecified dementia without behavioral disturbance	Exclusion
Dementia	ICD-10	F03.91	Unspecified dementia with behavioral disturbance	Exclusion
Dementia	ICD-10	F04	Amnesic disorder due to known physiological condition	Exclusion
Dementia	ICD-10	F05	Delirium due to known physiological condition	Exclusion
Dementia	ICD-10	F06.0	Psychotic disorder with hallucinations due to known physiological condition	Exclusion

Table A1. Cont.

Disease	Code Type	Code	Concept	Used For
Dementia	ICD-10	F06.1	Catatonic disorder due to known physiological condition	Exclusion
Dementia	ICD-10	F06.8	Other specified mental disorders due to known physiological condition	Exclusion
Dementia	ICD-10	F09	Unspecified mental disorder due to known physiological condition	Inclusion, exclusion
Dementia	ICD-10	F10.27	Alcohol dependence with alcohol-induced persisting dementia	Exclusion
Dementia	ICD-10	F10.97	Alcohol use, unspecified with alcohol-induced persisting dementia	Exclusion
Dementia	ICD-10	F13.27	Sedative, hypnotic, or anxiolytic dependence with sedative, hypnotic or anxiolytic-induced persisting dementia	Exclusion
Dementia	ICD-10	F13.97	Sedative, hypnotic, or anxiolytic use, unspecified with sedative, hypnotic or anxiolytic-induced persisting dementia	Exclusion
Dementia	ICD-10	F18.17	Inhalant abuse with inhalant-induced dementia	Exclusion
Dementia	ICD-10	F18.27	Inhalant dependence with inhalant-induced dementia	Exclusion
Dementia	ICD-10	F18.97	Inhalant use, unspecified with inhalant-induced persisting dementia	Exclusion
Dementia	ICD-10	F19.17	Other psychoactive substance abuse with psychoactive substance-induced persisting dementia	Exclusion
Dementia	ICD-10	F19.27	Other psychoactive substance dependence with psychoactive substance-induced persisting dementia	Exclusion
Dementia	ICD-10	F19.97	Other psychoactive substance use, unspecified with psychoactive substance-induced persisting dementia	Exclusion
Dementia	ICD-10	G13.8	Systemic atrophy primarily affecting central nervous system in other diseases classified elsewhere	Exclusion
Dementia	ICD-10	G31.1	Senile degeneration of brain, not elsewhere classified	Exclusion
Dementia	ICD-10	G31.2	Degeneration of nervous system due to alcohol	Exclusion
Dementia	ICD-10	G31.84	Mild cognitive impairment, so stated	Inclusion, exclusion
Dementia	ICD-10	G31.85	Corticobasal degeneration	Exclusion
Dementia	ICD-10	G31.89	Other specified degenerative diseases of nervous system	Exclusion
Dementia	ICD-10	G31.9	Degenerative disease of nervous system, unspecified	Exclusion
Dementia	ICD-10	G45.4	Transient global amnesia	Exclusion
Dementia	ICD-10	G91.0	Communicating hydrocephalus	Exclusion
Dementia	ICD-10	G91.1	Obstructive hydrocephalus	Exclusion
Dementia	ICD-10	G91.2	(Idiopathic) normal pressure hydrocephalus	Exclusion
Dementia	ICD-10	G93.7	Reye's syndrome	Exclusion
Dementia	ICD-10	G94	Other disorders of brain in diseases classified elsewhere	Exclusion
Dementia	ICD-10	I67.1	Cerebral aneurysm, non-ruptured	Exclusion
Dementia	ICD-10	I67.2	Cerebral atherosclerosis	Exclusion
Dementia	ICD-10	I67.4	Hypertensive encephalopathy	Exclusion
Dementia	ICD-10	I67.5	Moyamoya disease	Exclusion
Dementia	ICD-10	I67.6	Nonpyogenic thrombosis of intracranial venous system	Exclusion
Dementia	ICD-10	I67.7	Cerebral arteritis, not elsewhere classified	Exclusion
Dementia	ICD-10	I67.81	Acute cerebrovascular insufficiency	Exclusion
Dementia	ICD-10	I67.82	Cerebral ischemia	Exclusion
Dementia	ICD-10	I67.89	Other cerebrovascular disease	Exclusion
Dementia	ICD-10	I67.9	Cerebrovascular disease, unspecified	Exclusion
Dementia	ICD-10	R41.81	Age-related cognitive decline	Exclusion
Dementia	ICD-10	R54	Age-related physical debility	Exclusion
Conditions that cause dementia	ICD-9	332	Parkinson's disease	Exclusion
Conditions that cause dementia	ICD-9	332.0	Paralysis agitans	Exclusion
Conditions that cause dementia	ICD-9	332.1	Secondary Parkinsonism	Exclusion
Conditions that cause dementia	ICD-10	G20	Parkinson's disease	Exclusion
Conditions that cause dementia	ICD-10	G21	Secondary Parkinsonism	Exclusion
Conditions that cause dementia	ICD-10	G21.1	Other drug-induced secondary parkinsonism	Exclusion
Conditions that cause dementia	ICD-10	G21.11	Neuroleptic induced parkinsonism	Exclusion
Conditions that cause dementia	ICD-10	G21.19	Other drug induced secondary parkinsonism	Exclusion
Conditions that cause dementia	ICD-10	G21.2	Secondary parkinsonism due to other external agents	Exclusion
Conditions that cause dementia	ICD-10	G21.3	Postencephalitic parkinsonism	Exclusion
Conditions that cause dementia	ICD-10	G21.4	Vascular parkinsonism	Exclusion
Conditions that cause dementia	ICD-10	G21.8	Other secondary parkinsonism	Exclusion
Conditions that cause dementia	ICD-10	G21.9	Secondary parkinsonism, unspecified	Exclusion
Conditions that cause dementia	ICD-9	348.81	Temporal sclerosis	Exclusion
Conditions that cause dementia	ICD-10	G93.81	Temporal sclerosis	Exclusion

Table A2. ICD code set for CCI calculation.

Disease	Code Type	Code
Acquired immunodeficiency syndrome	ICD-9	42, 79571
Acquired immunodeficiency syndrome	ICD-10	V08, B20
Any malignancy, includes leukemia and lymphoma	ICD-9	140, 140.0, 140.1, 140.3, 140.4, 140.5, 140.6, 140.8, 140.9, 141.0, 141.1, 141.2, 141.3, 141.4, 141.5, 141.6, 141.8, 141.9, 142, 142.0, 142.1, 142.2, 142.8, 142.9, 143, 143, 143.1, 143.8, 143.9, 144, 144, 144.1, 144.8, 144.9, 145, 145, 145.1, 145.2, 145.3, 145.4, 145.5, 145.6, 145.8, 145.9, 146, 146, 146.1, 146.2, 146.3, 146.4, 146.5, 146.6, 146.7, 146.8, 146.9, 147, 147.0, 147.1, 147.2, 147.3, 147.8, 147.9, 148, 148, 148.1, 148.2, 148.3, 148.8, 148.9, 149, 149, 149.1, 149.8, 149.9, 150, 150.0, 150.1, 150.2, 150.3, 150.4, 150.5, 150.8, 150.9, 151, 151, 151.1, 151.2, 151.3, 151.4, 151.5, 151.6, 151.8, 151.9, 152, 152.0, 152.1, 152.2, 152.3, 152.8, 152.9, 153, 153, 153.1, 153.2, 153.3, 153.4, 153.5, 153.6, 153.7, 153.8, 153.9, 154, 154.0, 154.1, 154.2, 154.3, 154.8, 155, 155, 155.1, 155.2, 156, 156, 156.1, 156.2, 156.8, 156.9, 157, 157.0, 157.1, 157.2, 157.3, 157.4, 157.8, 157.9, 158, 158, 158.8, 158.9, 159, 159, 159.1, 159.8, 159.9, 160, 160.0, 160.1, 160.2, 160.3, 160.4, 160.5, 160.8, 160.9, 161, 161.0, 161.1, 161.2, 161.3, 161.8, 161.9, 162, 162, 162.2, 162.3, 162.4, 162.5, 162.8, 162.9, 163, 163, 163.1, 163.8, 163.9, 164, 164, 164.1, 164.2, 164.3, 164.8, 164.9, 165, 165, 165.8, 165.9, 170, 170, 170.1, 170.2, 170.3, 170.4, 170.5, 170.6, 170.7, 170.8, 170.9, 171, 171, 171.2, 171.3, 171.4, 171.5, 171.6, 171.7, 171.8, 171.9, 172, 172, 172.1, 172.2, 172.3, 172.4, 172.5, 172.6, 172.7, 172.8, 172.9, 174, 174, 174.1, 174.2, 174.3, 174.4, 174.5, 174.6, 174.8, 174.9, 175, 175, 175.9, 176, 176, 176.1, 176.2, 176.3, 176.4, 176.5, 176.8, 176.9, 179, 180, 180, 180.1, 180.8, 180.9, 181, 182, 182, 182.1, 182.8, 183, 183, 183.2, 183.3, 183.4, 183.5, 183.8, 183.9, 184, 184, 184.1, 184.2, 184.3, 184.4, 184.8, 184.9, 185, 186, 186, 186.9, 187, 187.1, 187.2, 187.3, 187.4, 187.5, 187.6, 187.7, 187.8, 187.9, 188, 188, 188.1, 188.2, 188.3, 188.4, 188.5, 188.6, 188.7, 188.8, 188.9, 189, 189, 189.1, 189.2, 189.3, 189.4, 189.8, 189.9, 190, 190, 190.1, 190.2, 190.3, 190.4, 190.5, 190.6, 190.7, 190.8, 190.9, 191, 191, 191.1, 191.2, 191.3, 191.4, 191.5, 191.6, 191.7, 191.8, 191.9, 192, 192, 192.1, 192.2, 192.3, 192.8, 192.9, 193, 194, 194, 194.1, 194.3, 194.4, 194.5, 194.6, 194.8, 194.9, 195, 195, 195.1, 195.2, 195.3, 195.4, 195.5, 195.8, 200, 200, 200, 200, 200.01, 200.02, 200.03, 200.04, 200.05, 200.06, 200.07, 200.08, 200.1, 200.1, 200.11, 200.12, 200.13, 200.14, 200.15, 200.16, 200.17, 200.18, 200.2, 200.2, 200.21, 200.22, 200.23, 200.24, 200.25, 200.26, 200.27, 200.28, 200.3, 200.3, 200.31, 200.32, 200.33, 200.34, 200.35, 200.36, 200.37, 200.38, 200.4, 200.4, 200.41, 200.42, 200.43, 200.44, 200.45, 200.46, 200.47, 200.48, 200.5, 200.5, 200.51, 200.52, 200.53, 200.54, 200.55, 200.56, 200.57, 200.58, 200.6, 200.6, 200.61, 200.62, 200.63, 200.64, 200.65, 200.66, 200.67, 200.68, 200.7, 200.7, 200.71, 200.72, 200.73, 200.74, 200.75, 200.76, 200.77, 200.78, 200.8, 200.8, 200.81, 200.82, 200.83, 200.84, 200.85, 200.86, 200.87, 200.88, 201, 201, 201, 201.01, 201.02, 201.03, 201.04, 201.05, 201.06, 201.07, 201.08, 201.1, 201.1, 201.11, 201.12, 201.13, 201.14, 201.15, 201.16, 201.17, 201.18, 201.2, 201.2, 201.21, 201.22, 201.23, 201.24, 201.25, 201.26, 201.27, 201.28, 201.4, 201.4, 201.41, 201.42, 201.43, 201.44, 201.45, 201.46, 201.47, 201.48, 201.5, 201.5, 201.51, 201.52, 201.53, 201.54, 201.55, 201.56, 201.57, 201.58, 201.6, 201.6, 201.61, 201.62, 201.63, 201.64, 201.65, 201.66, 201.67, 201.68, 201.7, 201.7, 201.71, 201.72, 201.73, 201.74, 201.75, 201.76, 201.77, 201.78, 201.9, 201.9, 201.91, 201.92, 201.93, 201.94, 201.95, 201.96, 201.97, 201.98, 202, 202, 202, 202.01, 202.02, 202.03, 202.04, 202.05, 202.06, 202.07, 202.08, 202.1, 202.1, 202.11, 202.12, 202.13, 202.14, 202.15, 202.16, 202.17, 202.18, 202.2, 202.2, 202.21, 202.22, 202.23, 202.24, 202.25, 202.26, 202.27, 202.28, 202.3, 202.3, 202.31, 202.32, 202.33, 202.34, 202.35, 202.36, 202.37, 202.38, 202.4, 202.4, 202.41, 202.42, 202.43, 202.44, 202.45, 202.46, 202.47, 202.48, 202.5, 202.5, 202.51, 202.52, 202.53, 202.54, 202.55, 202.56, 202.57, 202.58, 202.6, 202.6, 202.61, 202.62, 202.63, 202.64, 202.65, 202.66, 202.67, 202.68, 202.7, 202.7, 202.71, 202.72, 202.73, 202.74, 202.75, 202.76, 202.77, 202.78, 202.8, 202.8, 202.81, 202.82, 202.83, 202.84, 202.85, 202.86, 202.87, 202.88, 202.9, 202.9, 202.91, 202.92, 202.93, 202.94, 202.95, 202.96, 202.97, 202.98, 203, 203, 203, 203.01, 203.02, 203.1, 203.1, 203.11, 203.12, 203.8, 203.8, 203.81, 203.82, 204, 204, 204, 204.01, 204.02, 204.1, 204.1, 204.11, 204.12, 204.2, 204.2, 204.21, 204.22, 204.8, 204.8, 204.81, 204.82, 204.9, 204.9, 204.91, 204.92, 205, 205, 205, 205.01, 205.02, 205.1, 205.1, 205.11, 205.12, 205.2, 205.2, 205.21, 205.22, 205.3, 205.3, 205.31, 205.32, 205.8, 205.8, 205.81, 205.82, 205.9, 205.9, 205.91, 205.92, 206, 206, 206, 206.01, 206.02, 206.1, 206.1, 206.11, 206.12, 206.2, 206.2, 206.21, 206.22, 206.8, 206.8, 206.81, 206.82, 206.9, 206.9, 206.91, 206.92, 207, 207, 207, 207.01, 207.02, 207.1, 207.1, 207.11, 207.12, 207.2, 207.2, 207.21, 207.22, 207.8, 207.8, 207.81, 207.82, 208, 208, 208, 208.01, 208.02, 208.1, 208.1, 208.11, 208.12, 208.2, 208.2, 208.21, 208.22, 208.8, 208.8, 208.81, 208.82, 208.9, 208.9, 208.91, 208.92

Table A2. Cont.

Disease	Code Type	Code
Any malignancy, includes leukemia and lymphoma	ICD-10	C00, C00.0, C00.1, C00.2, C00.3, C00.4, C00.5, C00.6, C00.8, C00.9, C01, C02, C02.0, C02.1, C02.2, C02.3, C02.4, C02.8, C02.9, C03, C03.0, C03.1, C03.9, C04, C04.0, C04.1, C04.8, C04.9, C05, C05.0, C05.1, C05.2, C05.8, C05.9, C06, C06.0, C06.1, C06.2, C06.8, C06.80, C06.89, C06.9, C07, C08, C08.0, C08.1, C08.9, C09, C09.0, C09.1, C09.8, C09.9, C10, C10.0, C10.1, C10.2, C10.3, C10.4, C10.8, C10.9, C11, C11.0, C11.1, C11.2, C11.3, C11.8, C11.9, C12, C13, C13.0, C13.1, C13.2, C13.8, C13.9, C14, C14.0, C14.2, C14.8, C15, C15.3, C15.4, C15.5, C15.8, C15.9, C16, C16.0, C16.1, C16.2, C16.3, C16.4, C16.5, C16.6, C16.8, C16.9, C17, C17.0, C17.1, C17.2, C17.3, C17.8, C17.9, C18, C18.0, C18.1, C18.2, C18.3, C18.4, C18.5, C18.6, C18.7, C18.8, C18.9, C19, C20, C21, C21.0, C21.1, C21.2, C21.8, C22, C22.0, C22.1, C22.2, C22.3, C22.4, C22.7, C22.8, C22.9, C23, C24, C24.0, C24.1, C24.8, C24.9, C25, C25.0, C25.1, C25.2, C25.3, C25.4, C25.7, C25.8, C25.9, C26, C26.0, C26.1, C26.9, C30, C30.0, C30.1, C31, C31.0, C31.1, C31.2, C31.3, C31.8, C31.9, C32, C32.0, C32.1, C32.2, C32.3, C32.8, C32.9, C33, C34, C34.0, C34.01, C34.02, C34.1, C34.10, C34.11, C34.12, C34.2, C34.3, C34.30, C34.31, C34.32, C34.8, C34.81, C34.82, C34.9, C34.90, C34.91, C34.92, C37, C38, C38.0, C38.1, C38.2, C38.3, C38.4, C38.8, C39, C39.0, C39.9, C40, C40.0, C40.01, C40.02, C40.1, C40.10, C40.11, C40.12, C40.2, C40.20, C40.21, C40.22, C40.3, C40.30, C40.31, C40.32, C40.8, C40.80, C40.81, C40.82, C40.9, C40.90, C40.91, C40.92, C43, C43.0, C43.1, C43.10, C43.11, C43.111, C43.112, C43.12, C43.121, C43.122, C43.2, C43.20, C43.21, C43.22, C43.3, C43.30, C43.31, C43.39, C43.4, C43.5, C43.51, C43.52, C43.59, C43.6, C43.60, C43.61, C43.62, C43.7, C43.70, C43.71, C43.72, C43.8, C43.9, C45, C45.0, C45.1, C45.2, C45.7, C45.9, C46, C46.0, C46.1, C46.2, C46.3, C46.4, C46.5, C46.6, C46.7, C46.9, C47, C47.0, C47.1, C47.10, C47.11, C47.12, C47.2, C47.20, C47.21, C47.22, C47.3, C47.4, C47.5, C47.6, C47.8, C47.9, C48, C48.0, C48.1, C48.2, C48.8, C49, C49.0, C49.1, C49.10, C49.11, C49.12, C49.2, C49.20, C49.21, C49.22, C49.3, C49.4, C49.5, C49.6, C49.8, C49.9, C49.A, C49.A, C49.A1, C49.A2, C49.A3, C49.A4, C49.A5, C49.A9, C50, C50.0, C50.01, C50.011, C50.012, C50.019, C50.02, C50.021, C50.022, C50.029, C50.1, C50.11, C50.111, C50.112, C50.119, C50.12, C50.121, C50.122, C50.129, C50.2, C50.21, C50.211, C50.212, C50.219, C50.22, C50.221, C50.222, C50.229, C50.3, C50.31, C50.311, C50.312, C50.319, C50.32, C50.321, C50.322, C50.329, C50.4, C50.41, C50.411, C50.412, C50.419, C50.42, C50.421, C50.422, C50.429, C50.5, C50.51, C50.511, C50.512, C50.519, C50.52, C50.521, C50.522, C50.529, C50.6, C50.61, C50.611, C50.612, C50.619, C50.62, C50.621, C50.622, C50.629, C50.8, C50.81, C50.811, C50.812, C50.819, C50.82, C50.821, C50.822, C50.829, C50.9, C50.91, C50.912, C50.919, C50.92, C50.921, C50.922, C50.929, C51, C51.0, C51.1, C51.2, C51.8, C51.9, C52, C53, C53.0, C53.1, C53.8, C53.9, C54, C54.0, C54.1, C54.2, C54.3, C54.8, C54.9, C55, C56, C56.1, C56.2, C56.9, C57, C57.0, C57.00, C57.01, C57.02, C57.1, C57.10, C57.11, C57.12, C57.2, C57.20, C57.21, C57.22, C57.3, C57.4, C57.7, C57.8, C57.9, C58, C60, C60.0, C60.1, C60.2, C60.8, C60.9, C61, C62, C62.0, C62.00, C62.01, C62.02, C62.1, C62.10, C62.11, C62.12, C62.9, C62.90, C62.91, C62.92, C63, C63.0, C63.00, C63.01, C63.02, C63.1, C63.10, C63.11, C63.12, C63.2, C63.7, C63.8, C63.9, C64, C64.1, C64.2, C64.9, C65, C65.1, C65.2, C65.9, C66, C66.1, C66.2, C66.9, C67, C67.0, C67.1, C67.2, C67.3, C67.4, C67.5, C67.6, C67.7, C67.8, C67.9, C68, C68.0, C68.1, C68.8, C68.9, C69, C69.0, C69.00, C69.01, C69.02, C69.1, C69.10, C69.11, C69.12, C69.2, C69.20, C69.21, C69.22, C69.3, C69.30, C69.31, C69.32, C69.4, C69.40, C69.41, C69.42, C69.5, C69.50, C69.51, C69.52, C69.6, C69.60, C69.61, C69.62, C69.8, C69.80, C69.81, C69.82, C69.9, C69.90, C69.91, C69.92, C70, C70.0, C70.1, C70.9, C71, C71.0, C71.1, C71.2, C71.3, C71.4, C71.5, C71.6, C71.7, C71.8, C71.9, C72, C72.0, C72.1, C72.2, C72.20, C72.21, C72.22, C72.3, C72.30, C72.31, C72.32, C72.4, C72.40, C72.41, C72.42, C72.5, C72.50, C72.59, C72.9, C73, C74, C74.0, C74.00, C74.01, C74.02, C74.1, C74.10, C74.11, C74.12, C74.9, C74.90, C74.91, C74.92, C75, C75.0, C75.1, C75.2, C75.3, C75.4, C75.5, C75.8, C75.9, C81, C81.0, C81.00, C81.01, C81.02, C81.03, C81.04, C81.05, C81.06, C81.07, C81.08, C81.09, C81.1, C81.10, C81.11, C81.12, C81.13, C81.14, C81.15, C81.16, C81.17, C81.18, C81.19, C81.2, C81.20, C81.21, C81.22, C81.23, C81.24, C81.25, C81.26, C81.27, C81.28, C81.29, C81.3, C81.30, C81.31, C81.32, C81.33, C81.34, C81.35, C81.36, C81.37, C81.38, C81.39, C81.4, C81.40, C81.41, C81.42, C81.43, C81.44, C81.45, C81.46, C81.47, C81.48, C81.49, C81.7, C81.70, C81.71, C81.72, C81.73, C81.74, C81.75, C81.76, C81.77, C81.78, C81.79, C81.9, C81.90, C81.91, C81.92, C81.93, C81.94, C81.95, C81.96, C81.97, C81.98, C81.99, C82, C82.0, C82.00, C82.01, C82.02, C82.03, C82.04, C82.05, C82.06, C82.07, C82.08, C82.09, C82.1, C82.10, C82.11, C82.12, C82.13, C82.14, C82.15, C82.16, C82.17, C82.18, C82.19, C82.2, C82.20, C82.21, C82.22, C82.23, C82.24, C82.25, C82.26, C82.27, C82.28, C82.29, C82.3, C82.30, C82.31, C82.32, C82.33, C82.34, C82.35, C82.36, C82.37, C82.38, C82.39, C82.4, C82.40, C82.41, C82.42, C82.43, C82.44, C82.45, C82.46, C82.47, C82.48, C82.49, C82.5, C82.50, C82.51, C82.52, C82.53, C82.54, C82.55, C82.56, C82.57, C82.58, C82.59, C82.6, C82.60, C82.61, C82.62, C82.63, C82.64, C82.65, C82.66, C82.67, C82.68, C82.69, C82.8, C82.80, C82.81, C82.82, C82.83, C82.84, C82.85, C82.86, C82.87, C82.88, C82.89, C82.9, C82.90, C82.91, C82.92, C82.93, C82.94, C82.95, C82.96, C82.97, C82.98, C82.99, C83, C83.0, C83.00, C83.01, C83.02, C83.03, C83.04, C83.05, C83.06, C83.07, C83.08, C83.09, C83.1, C83.10, C83.11, C83.12, C83.13, C83.14, C83.15, C83.16, C83.17, C83.18, C83.19, C83.3, C83.30, C83.31, C83.32, C83.33, C83.34, C83.35, C83.36, C83.37, C83.38, C83.39, C83.5, C83.50, C83.51, C83.52, C83.53, C83.54, C83.55, C83.56, C83.57, C83.58, C83.59, C83.7, C83.70, C83.71, C83.72, C83.73, C83.74, C83.75, C83.76, C83.77, C83.78, C83.79, C83.8, C83.80, C83.81, C83.82, C83.83, C83.84, C83.85, C83.86, C83.87, C83.88, C83.89, C83.9, C83.90, C83.91, C83.92, C83.93, C83.94, C83.95, C83.96, C83.97, C83.98, C83.99, C84, C84.0, C84.00, C84.01, C84.02, C84.03, C84.04, C84.05, C84.06, C84.07, C84.08, C84.09, C84.1, C84.10, C84.11, C84.12, C84.13, C84.14, C84.15, C84.16, C84.17, C84.18, C84.19, C84.4, C84.40, C84.41, C84.42, C84.43, C84.44, C84.45, C84.46, C84.47, C84.48, C84.49, C84.6, C84.60, C84.61, C84.62, C84.63, C84.64, C84.65, C84.66, C84.67, C84.68, C84.69, C84.7, C84.70, C84.71, C84.72, C84.73, C84.74, C84.75, C84.76, C84.77, C84.78, C84.79, C84.A, C84.A0, C84.A1, C84.A2, C84.A3, C84.A4, C84.A5, C84.A6, C84.A7, C84.A8, C84.A9, C84.Z, C84.Z0, C84.Z1, C84.Z2, C84.Z3, C84.Z4, C84.Z5, C84.Z6, C84.Z7, C84.Z8, C84.Z9, C84.9, C84.90, C84.91, C84.92, C84.93, C84.94, C84.95, C84.96, C84.97, C84.98, C84.99, C85, C85.1, C85.10, C85.11, C85.12, C85.13, C85.14, C85.15, C85.16, C85.17, C85.18, C85.19, C85.2, C85.20, C85.21, C85.22, C85.23, C85.24, C85.25, C85.26, C85.27, C85.28, C85.29, C85.8, C85.80, C85.81, C85.82, C85.83, C85.84, C85.85, C85.86, C85.87, C85.88, C85.89, C85.9, C85.90, C85.91, C85.92, C85.93, C85.94, C85.95, C85.96, C85.97, C85.98, C85.99, C88, C88.0, C88.2, C88.3, C88.4, C88.8, C88.9, C90, C90.0, C90.00, C90.01, C90.02, C90.1, C90.10, C90.11, C90.12, C90.20, C90.21, C90.22, C90.3, C90.30, C90.31, C90.32, C91, C91.0, C91.00, C91.01, C91.02, C91.1, C91.10, C91.11, C91.12, C91.3, C91.30, C91.31, C91.32, C91.4, C91.40, C91.41, C91.42, C91.5, C91.50, C91.51, C91.52, C91.6, C91.60, C91.61, C91.62, C91.A, C91.A0, C91.A1, C91.A2, C91.Z, C91.Z0, C91.Z1, C91.Z2, C91.9, C91.90, C91.91, C91.92, C92, C92.0, C92.00, C92.01, C92.02, C92.1, C92.10, C92.11, C92.12, C92.2, C92.20, C92.21, C92.22, C92.3, C92.30, C92.31, C92.32, C92.4, C92.40, C92.41, C92.42, C92.5, C92.50, C92.51, C92.52, C92.6, C92.60, C92.61, C92.62, C92.A, C92.A0, C92.A1, C92.A2, C92.Z, C92.Z0, C92.Z1, C92.Z2, C92.9, C92.90, C92.91, C92.92, C93, C93.0, C93.00, C93.01, C93.02, C93.1, C93.10, C93.11, C93.12, C93.3, C93.30, C93.31, C93.32, C93.Z, C93.Z0, C93.Z1, C93.Z2, C93.9, C93.90, C93.91, C93.92, C94, C94.0, C94.00, C94.01, C94.02, C94.2, C94.20, C94.21, C94.22, C94.3, C94.30, C94.31, C94.32, C94.4, C94.40, C94.41, C94.42, C94.6, C94.8, C94.80, C94.81, C94.82, C95, C95.0, C95.00, C95.01, C95.02, C95.1, C95.10, C95.11, C95.12, C95.9, C95.90, C95.91, C95.92, C96, C96.0, C96.2, C96.20, C96.21, C96.22, C96.29, C96.4, C96.5, C96.6, C96.A, C96.Z, C96.9

Table A2. Cont.

Disease	Code Type	Code
Cerebrovascular Disease	ICD-9	430, 431, 432, 432.0, 432.1, 432.9, 433, 433.0, 433.00, 433.01, 433.1, 433.11, 433.2, 433.2, 433.21, 433.3, 433.3, 433.31, 433.8, 433.8, 433.81, 433.9, 433.9, 433.91, 434, 434, 434, 434.01, 434.1, 434.11, 434.9, 434.9, 434.91, 435, 435, 435.1, 435.2, 435.3, 435.8, 435.9, 436, 437, 437, 437.1, 437.2, 437.3, 437.4, 437.5, 437.6, 437.7, 437.8, 437.9, 438, 438, 438.1, 438.1, 438.11, 438.12, 438.13, 438.14, 438.19, 438.2, 438.2, 438.21, 438.22, 438.3, 438.3, 438.31, 438.32, 438.4, 438.4, 438.41, 438.42, 438.5, 438.5, 438.51, 438.52, 438.53, 438.6, 438.7, 438.8, 438.81, 438.82, 438.83, 438.84, 438.85, 438.89, 438.9
Cerebrovascular Disease	ICD-10	I60, I60.0, I60.00, I60.01, I60.02, I60.1, I60.10, I60.11, I60.12, I60.2, I60.3, I60.30, I61, I61.0, I61.1, I61.2, I61.3, I61.4, I61.5, I61.6, I61.8, I61.9, I62, I62.0, I62.00, I62.01, I62.02, I62.03, I62.1, I62.9, I63, I63.0, I63.00, I63.01, I63.011, I63.012, I63.013, I63.019, I63.02, I63.03, I63.031, I63.032, I63.033, I63.039, I63.09, I63.1, I63.10, I63.11, I63.111, I63.112, I63.113, I63.119, I63.12, I63.13, I63.131, I63.132, I63.133, I63.139, I63.19, I63.2, I63.20, I63.21, I63.211, I63.212, I63.213, I63.219, I63.22, I63.23, I63.231, I63.232, I63.233, I63.239, I63.29, I63.3, I63.30, I63.31, I63.311, I63.312, I63.313, I63.319, I63.32, I63.321, I63.322, I63.323, I63.329, I63.33, I63.331, I63.332, I63.333, I63.339, I63.34, I63.341, I63.342, I63.343, I63.349, I63.39, I63.4, I63.40, I63.41, I63.411, I63.412, I63.413, I63.419, I63.42, I63.421, I63.422, I63.423, I63.429, I63.43, I63.431, I63.432, I63.433, I63.439, I63.44, I63.441, I63.442, I63.443, I63.449, I63.49, I63.49, I63.5, I63.50, I63.51, I63.511, I63.512, I63.513, I63.519, I63.52, I63.522, I63.523, I63.529, I63.53, I63.531, I63.532, I63.533, I63.539, I63.54, I63.541, I63.542, I63.543, I63.549, I63.59, I63.6, I63.8, I63.81, I63.89, I63.9, I65, I65.0, I65.01, I65.02, I65.03, I65.09, I65.1, I65.2, I65.21, I65.22, I65.23, I65.29, I65.8, I65.9, I66, I66.0, I66.01, I66.02, I66.03, I66.09, I66.1, I66.11, I66.12, I66.13, I66.19, I66.2, I66.21, I66.22, I66.23, I66.29, I66.3, I66.8, I66.9, I67, I67.0, I67.1, I67.2, I67.3, I67.4, I67.5, I67.6, I67.7, I67.8, I67.81, I67.82, I67.83, I67.84, I67.841, I67.848, I67.85, I67.850, I67.858, I67.89, I67.9, I68, I68.0, I68.2, I68.8
Chronic Pulmonary Disease	ICD-9	416.8, 416.9, 506.4, 519.1, 519.11, 519.19, 490, 491, 491, 491.1, 491.2, 491.2, 491.21, 491.22, 491.8, 491.9, 492, 4920, 492.8, 493, 493, 493, 493.01, 493.02, 493.1, 493.1, 493.11, 493.12, 493.2, 493.2, 493.21, 493.22, 493.8, 493.81, 493.82, 493.9, 493.9, 493.91, 493.92, 494, 494, 494.1, 495, 495, 495.1, 495.2, 495.3, 495.4, 495.5, 495.6, 495.7, 495.8, 495.9, 496, 500, 501, 502, 503, 504, 505
Chronic Pulmonary Disease	ICD-10	J27.8, J27.9, J40, J41, J41.0, J41.1, J41.8, J42, J43, J43.0, J43.1, J43.2, J43.8, J43.9, J44, J44.0, J44.1, J44.9, J45, J45.2, J45.20, J45.21, J45.22, J45.3, J45.30, J45.31, J45.32, J45.4, J45.40, J45.41, J45.42, J45.5, J45.50, J45.51, J45.52, J45.9, J45.90, J45.901, J45.902, J45.909, J45.99, J45.990, J45.991, J45.998, J47, J47.0, J47.1, J47.9, J60, J61, J62, J62.0, J62.8, J63, J63.0, J63.1, J63.2, J63.3, J63.4, J63.5, J63.6, J64, J65, J66, J66.0, J66.1, J66.2, J66.8, J67, J67.0, J67.1, J67.2, J67.3, J67.4, J67.5, J67.6, J67.7, J67.8, J67.9, J68.4
Congestive Heart Failure	ICD-9	398.91, 425.4, 425.5, 425.7, 425.8, 425.9, 428, 428, 428.1, 428.2, 428.2, 428.21, 428.22, 428.23, 428.3, 428.3, 428.31, 428.32, 428.33, 428.4, 428.4, 428.41, 428.42, 428.43, 428.9
Congestive Heart Failure	ICD-10	I09.81, I42.5, I42.6, I42.7, I42.8, I42.9, I43, I50, I50.1, I50.2, I50.20, I50.21, I50.22, I50.23, I50.3, I50.30, I50.31, I50.32, I50.33, I50.4, I50.40, I50.41, I50.42, I50.43, I50.8, I50.81, I50.810, I50.811, I50.812, I50.813, I50.814, I50.82, I50.83, I50.84, I50.89, I50.9
Dementia	ICD-9	290, 290.0, 290.1, 290.1, 290.11, 290.12, 290.13, 290.2, 290.2, 290.21, 290.3, 290.4, 290.4, 290.41, 290.42, 290.43, 290.8, 290.9, 291, 291.1, 291.2, 292.82, 294.1, 294.1, 294.11, 331, 331.1, 331.11, 331.19, 331.2, 331.82
Dementia	ICD-10	F01, F01.5, F01.50, F01.51, F02, F02.8, F02.80, F02.81, F03, F03.9, F03.90, F03.91, F05.1, G30, G30.0, G30.1, G30.8, G30.9, G31.1
Diabetes	ICD-9	250, 250.0, 250.01, 250.02, 250.03, 250.1, 250.1, 250.11, 250.12, 250.13, 250.2, 250.2, 250.21, 250.22, 250.23, 250.3, 250.3, 250.31, 250.32, 250.33
Diabetes	ICD-10	E10.1, E10.10, E10.11, E10.6, E10.61, E10.610, E10.618, E10.62, E10.620, E10.621, E10.622, E10.628, E10.63, E10.630, E10.638, E10.64, E10.641, E10.649, E10.65, E10.69, E10.8, E10.9, E11.0, E11.0, E11.1, E11.1, E11.10, E11.11, E11.11, E11.11, E11.6, E11.61, E11.610, E11.618, E11.62, E11.620, E11.621, E11.622, E11.628, E11.63, E11.630, E11.638, E11.64, E11.641, E11.649, E11.65, E11.69, E11.8, E11.9, E13.0, E13.0, E13.00, E13.01, E13.1, E13.10, E13.11, E13.6, E13.61, E13.610, E13.618, E13.62, E13.620, E13.621, E13.622, E13.628, E13.63, E13.630, E13.638, E13.64, E13.641, E13.649, E13.65, E13.69, E13.8, E13.9
Diabetes with Chronic Complications	ICD-9	250.8, 250.80, 250.81, 250.82, 250.83, 250.9, 250.9, 250.91, 250.92, 250.93, 250.4, 250.4, 250.41, 250.42, 250.43, 250.5, 250.5, 250.51, 250.52, 250.53, 250.6, 250.6, 250.61, 250.62, 250.63, 250.7, 250.7, 250.71, 250.72, 250.73, 362, 362.01, 362.02, 362.03, 362.04, 362.05, 362.06, 362.07
Diabetes with Chronic Complications	ICD-10	E10.2, E10.21, E10.22, E10.29, E10.3, E10.31, E10.311, E10.319, E10.32, E10.321, E10.3211, E10.3212, E10.3213, E10.3219, E10.329, E10.3291, E10.3292, E10.3293, E10.3299, E10.33, E10.331, E10.3311, E10.3312, E10.3313, E10.3319, E10.339, E10.3391, E10.3392, E10.3393, E10.3399, E10.34, E10.341, E10.3411, E10.3412, E10.3413, E10.3419, E10.349, E10.3491, E10.3492, E10.3493, E10.3499, E10.35, E10.351, E10.3511, E10.3512, E10.3513, E10.3519, E10.352, E10.3521, E10.3522, E10.3523, E10.3529, E10.353, E10.3531, E10.3532, E10.3533, E10.3539, E10.354, E10.3541, E10.3542, E10.3543, E10.3549, E10.355, E10.3551, E10.3552, E10.3553, E10.3559, E10.359, E10.3591, E10.3592, E10.3593, E10.3599, E10.3599, E10.3599, E10.36, E10.37, E10.37X1, E10.37X2, E10.37X3, E10.37X9, E10.39, E10.4, E10.40, E10.41, E10.42, E10.43, E10.44, E10.49, E10.5, E10.51, E10.52, E10.59, E11.2, E11.21, E11.22, E11.29, E11.3, E11.31, E11.311, E11.319, E11.32, E11.321, E11.3211, E11.3212, E11.3213, E11.3219, E11.329, E11.3291, E11.3292, E11.3293, E11.3299, E11.33, E11.331, E11.3311, E11.3312, E11.3313, E11.3319, E11.339, E11.3391, E11.3392, E11.3393, E11.3399, E11.34, E11.341, E11.3411, E11.3412, E11.3413, E11.3419, E11.349, E11.3491, E11.3492, E11.3493, E11.3499, E11.35, E11.351, E11.3511, E11.3512, E11.3513, E11.3519, E11.352, E11.3521, E11.3522, E11.3523, E11.3529, E11.353, E11.3531, E11.3532, E11.3533, E11.3539, E11.354, E11.3541, E11.3542, E11.3543, E11.3549, E11.355, E11.3551, E11.3552, E11.3553, E11.3559, E11.359, E11.3591, E11.3592, E11.3593, E11.3599, E11.36, E11.37, E11.37X1, E11.37X2, E11.37X3, E11.37X9, E11.39, E11.4, E11.40, E11.41, E11.42, E11.43, E11.44, E11.49, E11.5, E11.51, E11.52, E11.59, E13.2, E13.21, E13.22, E13.29, E13.3, E13.31, E13.311, E13.319, E13.32, E13.321, E13.3211, E13.3212, E13.3213, E13.3219, E13.329, E13.3291, E13.3292, E13.3293, E13.3299, E13.33, E13.331, E13.3311, E13.3312, E13.3313, E13.3319, E13.339, E13.3391, E13.3392, E13.3393, E13.3399, E13.34, E13.341, E13.3411, E13.3412, E13.3413, E13.3419, E13.349, E13.3491, E13.3492, E13.3493, E13.3499, E13.35, E13.351, E13.3511, E13.3512, E13.3513, E13.3519, E13.352, E13.3521, E13.3522, E13.3523, E13.3529, E13.353, E13.3531, E13.3532, E13.3533, E13.3539, E13.354, E13.3541, E13.3542, E13.3543, E13.3549, E13.355, E13.3551, E13.3552, E13.3553, E13.3559, E13.359, E13.3591, E13.3592, E13.3593, E13.3599, E13.36, E13.37, E13.37X1, E13.37X2, E13.37X3, E13.37X9, E13.39, E13.4, E13.40, E13.41, E13.42, E13.43, E13.44, E13.49, E13.5, E13.51, E13.52, E13.59

Table A2. Cont.

Disease	Code Type	Code
Hemiplegia or Paraplegia	ICD-9	342, 342.01, 342.02, 342.1, 342.11, 342.12, 342.8, 342.81, 342.82, 342.9, 342.91, 342.92, 344, 344.01, 344.02, 344.03, 344.04, 344.09, 344.1, 344.2, 344.3, 344.31, 344.32, 344.4, 344.41, 344.42, 344.5, 344.6, 344.61, 344.9
Hemiplegia or Paraplegia	ICD-10	G04.1, G80.1, G80.2, G81, G81.0, G81.00, G81.01, G81.02, G81.03, G81.04, G81.1, G81.10, G81.11, G81.12, G81.13, G81.14, G81.9, G81.90, G81.91, G81.92, G81.93, G81.94, G82, G82.2, G82.20, G82.21, G82.22, G82.5, G82.50, G82.51, G82.52, G82.53, G82.54, G83.0, G83.1, G83.10, G83.11, G83.12, G83.13, G83.14, G83.2, G83.20, G83.21, G83.22, G83.23, G83.24, G83.3, G83.30, G83.31, G83.32, G83.33, G83.34, G83.4, G83.9
Metastatic solid tumor	ICD-9	196, 196.1, 196.2, 196.3, 196.5, 196.6, 196.8, 196.9, 197, 197.1, 197.2, 197.3, 197.4, 197.5, 197.6, 197.7, 197.8, 198, 198.1, 198.2, 198.3, 198.4, 198.5, 198.6, 198.7, 198.8, 198.81, 198.82, 198.89, 199, 199.1
Metastatic solid tumor	ICD-10	C77, C77.0, C77.1, C77.2, C77.3, C77.4, C77.5, C77.8, C77.9, C78, C78.0, C78.00, C78.01, C78.02, C78.1, C78.2, C78.3, C78.30, C78.39, C78.4, C78.5, C78.6, C78.7, C78.8, C78.80, C78.89, C79, C79.0, C79.00, C79.01, C79.02, C79.1, C79.10, C79.11, C79.19, C79.2, C79.3, C79.31, C79.32, C79.4, C79.40, C79.49, C79.5, C79.51, C79.52, C79.6, C79.60, C79.61, C79.62, C79.7, C79.70, C79.71, C79.72, C79.8, C79.81, C79.82, C79.89, C79.9, C80, C80.0, C80.1, C80.2
Mild Liver Disease	ICD-9	70.32, 70.33, 70.54, 571.2, 571.4, 571.41, 571.42, 571.49, 571.5, 571.6
Mild Liver Disease	ICD-10	B18, B18.0, B18.1, K70.2, K70.3, K70.30, K70.31, K73, K73.0, K73.1, K73.2, K73.8, K73.9, K74.0, K74.3, K74.4, K74.5, K74.6, K74.60, K74.69
Moderate or Severe Liver Disease	ICD-9	456, 456.1, 456.2, 456.2, 456.21, 572.2, 572.3, 572.4, 572.8, V42.7, 70.22, 70.23, 70.44
Moderate or Severe Liver Disease	ICD-10	I85.0, I85.00, I85.01, I85.9, I86.4, K70.4, K70.40, K70.41, K71.1, K71.10, K71.11, K72.1, K72.10, K72.11, K72.9, K72.90, K72.91, K76.5, K76.6, K76.7, Z94.4
Myocardial Infarction	ICD-9	410, 410.1, 410.01, 410.02, 410.1, 410.11, 410.12, 410.2, 410.21, 410.22, 410.3, 410.31, 410.32, 410.4, 410.41, 410.42, 410.5, 410.51, 410.52, 410.6, 410.61, 410.62, 410.7, 410.71, 410.72, 410.8, 410.81, 410.82, 410.9, 410.91, 410.92, 412
Myocardial Infarction	ICD-10	I21, I21.0, I21.01, I21.02, I21.09, I21.1, I21.11, I21.19, I21.2, I21.21, I21.29, I21.3, I21.4, I21.9, I21.A, I21.A1, I21.A9, I22, I22.0, I22.1, I22.2, I22.8, I22.9, I25.2
Peptic Ulcer Disease	ICD-9	531, 531.1, 531.01, 531.1, 531.11, 531.2, 531.2, 531.21, 531.3, 531.31, 531.31, 531.4, 531.41, 531.5, 531.51, 531.51, 531.6, 531.61, 531.7, 531.71, 531.9, 531.91, 532, 532, 532, 532.01, 532.1, 532.1, 532.11, 532.2, 532.2, 532.21, 532.3, 532.3, 532.31, 532.4, 532.4, 532.41, 532.5, 532.51, 532.6, 532.6, 532.61, 532.7, 532.7, 532.71, 532.9, 532.9, 532.91, 533, 533, 533, 533.01, 533.1, 533.11, 533.2, 533.2, 533.21, 533.3, 533.3, 533.31, 533.4, 533.4, 533.41, 533.5, 533.5, 533.51, 533.6, 533.6, 533.61, 533.7, 533.7, 533.71, 533.9, 533.9, 533.91, 534, 534, 534, 534.01, 534.1, 534.11, 534.2, 534.2, 534.21, 534.3, 534.3, 534.31, 534.4, 534.4, 534.41, 534.5, 534.5, 534.51, 534.6, 534.6, 534.61, 534.7, 534.71, 534.9, 534.9, 534.91
Peptic Ulcer Disease	ICD-10	K25, K25.0, K25.1, K25.2, K25.3, K25.4, K25.5, K25.6, K25.7, K25.9, K26, K26.0, K26.1, K26.2, K26.3, K26.4, K26.5, K26.6, K26.7, K26.9, K27, K27.0, K27.1, K27.2, K27.3, K27.4, K27.5, K27.6, K27.7, K27.9, K28, K28.0, K28.1, K28.2, K28.3, K28.4, K28.5, K28.6, K28.7, K28.9
Peripheral Vascular Disease	ICD-9	93, 440, 440.1, 440.2, 440.2, 440.21, 440.22, 440.23, 440.24, 440.29, 440.3, 440.3, 440.31, 440.32, 440.4, 440.8, 440.9, 441, 441, 441, 441.01, 441.02, 441.03, 441.1, 441.2, 441.3, 441.4, 441.5, 441.6, 441.7, 441.9, 442, 442.1, 442.2, 442.3, 442.8, 442.81, 442.82, 442.83, 442.84, 442.89, 443.1, 443.2, 443.8, 443.9, 443.21, 443.22, 443.23, 443.24, 443.29, 443.81, 443.82, 443.89, 447.7, 447.71, 447.72, 447.73, 785.4, V43.4
Peripheral Vascular Disease	ICD-10	I70, I70.0, I70.1, I70.2, I70.20, I70.201, I70.202, I70.203, I70.208, I70.209, I70.21, I70.211, I70.212, I70.213, I70.218, I70.219, I70.22, I70.221, I70.222, I70.223, I70.228, I70.229, I70.23, I70.231, I70.232, I70.233, I70.234, I70.235, I70.238, I70.239, I70.24, I70.241, I70.242, I70.243, I70.244, I70.245, I70.248, I70.249, I70.25, I70.260, I70.261, I70.262, I70.263, I70.268, I70.269, I70.29, I70.291, I70.292, I70.293, I70.298, I70.299, I70.3, I70.30, I70.301, I70.302, I70.303, I70.308, I70.309, I70.31, I70.311, I70.312, I70.313, I70.318, I70.319, I70.32, I70.321, I70.322, I70.323, I70.328, I70.329, I70.33, I70.331, I70.332, I70.333, I70.334, I70.338, I70.339, I70.34, I70.341, I70.342, I70.343, I70.344, I70.345, I70.348, I70.349, I70.35, I70.36, I70.361, I70.362, I70.363, I70.368, I70.369, I70.39, I70.391, I70.392, I70.393, I70.398, I70.399, I70.4, I70.40, I70.401, I70.402, I70.403, I70.408, I70.409, I70.41, I70.411, I70.412, I70.413, I70.418, I70.419, I70.42, I70.421, I70.422, I70.423, I70.428, I70.429, I70.43, I70.431, I70.432, I70.433, I70.434, I70.435, I70.438, I70.439, I70.44, I70.441, I70.442, I70.443, I70.444, I70.445, I70.448, I70.449, I70.45, I70.46, I70.461, I70.462, I70.463, I70.468, I70.469, I70.49, I70.491, I70.492, I70.493, I70.498, I70.499, I70.5, I70.50, I70.501, I70.502, I70.503, I70.508, I70.509, I70.51, I70.511, I70.512, I70.513, I70.518, I70.519, I70.52, I70.521, I70.522, I70.523, I70.528, I70.529, I70.53, I70.531, I70.532, I70.533, I70.534, I70.535, I70.538, I70.539, I70.54, I70.541, I70.542, I70.543, I70.544, I70.545, I70.548, I70.549, I70.55, I70.56, I70.561, I70.562, I70.563, I70.568, I70.569, I70.59, I70.591, I70.592, I70.593, I70.598, I70.599, I70.6, I70.60, I70.601, I70.602, I70.603, I70.608, I70.609, I70.61, I70.611, I70.612, I70.613, I70.618, I70.619, I70.62, I70.621, I70.622, I70.623, I70.628, I70.629, I70.63, I70.631, I70.632, I70.633, I70.634, I70.635, I70.638, I70.639, I70.64, I70.641, I70.642, I70.643, I70.644, I70.645, I70.648, I70.649, I70.65, I70.66, I70.661, I70.662, I70.663, I70.668, I70.669, I70.69, I70.691, I70.692, I70.693, I70.698, I70.699, I70.7, I70.70, I70.701, I70.702, I70.703, I70.708, I70.709, I70.71, I70.711, I70.712, I70.713, I70.718, I70.719, I70.72, I70.721, I70.722, I70.723, I70.728, I70.729, I70.73, I70.731, I70.732, I70.733, I70.734, I70.735, I70.738, I70.739, I70.74, I70.741, I70.742, I70.743, I70.744, I70.745, I70.748, I70.749, I70.75, I70.76, I70.761, I70.762, I70.763, I70.768, I70.769, I70.79, I70.791, I70.792, I70.793, I70.798, I70.799, I70.8, I70.9, I70.90, I70.91, I70.92, I71, I71.0, I71.00, I71.01, I71.02, I71.03, I71.1, I71.2, I71.3, I71.4, I71.5, I71.6, I71.8, I71.9, I73.1, I73.8, I73.81, I73.89, I73.9, I77.1, I79.0, I79.1, I79.8
Renal Disease	ICD-9	403.01, 403.11, 403.91, 404.02, 404.03, 404.12, 404.13, 404.92, 404.93, 582, 582, 582.1, 582.2, 582.3, 582.4, 582.8, 582.81, 582.89, 582.9, 583, 583, 583.1, 583.2, 583.4, 583.6, 583.7, 585, 585.1, 585.2, 585.3, 585.4, 585.5, 585.6, 585.9, 586, 588, V42.0, V45.1, V45.11, V45.12, V56, V56.0, V56.1, V56.2, V56.3, V56.31, V56.32, V56.8
Renal Disease	ICD-10	I12.0, I13.11, N18.5, N18.6, N19, Z49.0, Z49.01, Z49.02, Z99.2, N25.0

Table A2. Cont.

Disease	Code Type	Code
Rheumatologic Disease	ICD-9	710, 710.1, 710.4, 714.81, 725, 714, 714.1, 714.2
		M05, M05.0, M05.00, M05.01, M05.011, M05.012, M05.019, M05.02, M05.021, M05.022, M05.029, M05.03, M05.031, M05.032, M05.039, M05.04, M05.041, M05.042, M05.049, M05.05, M05.051, M05.052, M05.059, M05.06, M05.061, M05.062, M05.069, M05.07, M05.071, M05.072, M05.079, M05.09, M05.1, M05.10, M05.11, M05.111, M05.112, M05.119, M05.12, M05.121, M05.122, M05.129, M05.13, M05.131, M05.132, M05.139, M05.14, M05.141, M05.142, M05.149, M05.15, M05.151, M05.152, M05.159, M05.16, M05.161, M05.162, M05.169, M05.17, M05.171, M05.172, M05.179, M05.19, M05.2, M05.20, M05.21, M05.211, M05.212, M05.219, M05.22, M05.221, M05.222, M05.229, M05.23, M05.231, M05.232, M05.239, M05.24, M05.241, M05.242, M05.249, M05.25, M05.251, M05.252, M05.259, M05.26, M05.261, M05.262, M05.269, M05.27, M05.271, M05.272, M05.279, M05.29, M05.3, M05.30, M05.31, M05.311, M05.312, M05.319, M05.32, M05.321, M05.322, M05.329, M05.33, M05.331, M05.332, M05.339, M05.34, M05.341, M05.342, M05.349, M05.35, M05.351, M05.352, M05.359, M05.36, M05.361, M05.362, M05.369, M05.37, M05.371, M05.372, M05.379, M05.39, M05.4, M05.40, M05.41, M05.411, M05.412, M05.419, M05.42, M05.421, M05.422, M05.429, M05.43, M05.431, M05.432, M05.439, M05.44, M05.441, M05.442, M05.449, M05.45, M05.451, M05.452, M05.459, M05.46, M05.461, M05.462, M05.469, M05.47, M05.471, M05.472, M05.479, M05.49, M05.5, M05.50, M05.51, M05.511, M05.512, M05.519, M05.52, M05.521, M05.522, M05.529, M05.53, M05.531, M05.532, M05.539, M05.54, M05.541, M05.542, M05.549, M05.55, M05.551, M05.552, M05.559, M05.56, M05.561, M05.562, M05.569, M05.57, M05.571, M05.572, M05.579, M05.59, M05.6, M05.60, M05.61, M05.611, M05.612, M05.619, M05.62, M05.621, M05.622, M05.629, M05.63, M05.631, M05.632, M05.639, M05.64, M05.641, M05.642, M05.649, M05.65, M05.651, M05.652, M05.659, M05.66, M05.661, M05.662, M05.669, M05.67, M05.671, M05.672, M05.679, M05.69, M05.7, M05.70, M05.71, M05.711, M05.712, M05.719, M05.72, M05.721, M05.722, M05.729, M05.73, M05.731, M05.732, M05.739, M05.74, M05.741, M05.742, M05.749, M05.75, M05.751, M05.752, M05.759, M05.76, M05.761, M05.762, M05.769, M05.77, M05.771, M05.772, M05.779, M05.79, M05.8, M05.80, M05.81, M05.811, M05.812, M05.819, M05.82, M05.821, M05.822, M05.829, M05.83, M05.831, M05.832, M05.839, M05.84, M05.841, M05.842, M05.849, M05.85, M05.851, M05.852, M05.859, M05.860, M05.861, M05.862, M05.869, M05.87, M05.871, M05.872, M05.879, M05.89, M05.9, M06, M06.0, M06.00, M06.01, M06.011, M06.012, M06.019, M06.02, M06.021, M06.022, M06.029, M06.03, M06.031, M06.032, M06.039, M06.04, M06.041, M06.042, M06.049, M06.05, M06.051, M06.052, M06.059, M06.06, M06.061, M06.062, M06.069, M06.07, M06.071, M06.072, M06.079, M06.08, M06.09, M06.1, M06.2, M06.20, M06.21, M06.211, M06.212, M06.219, M06.22, M06.221, M06.222, M06.229, M06.23, M06.231, M06.232, M06.239, M06.24, M06.241, M06.242, M06.249, M06.25, M06.251, M06.252, M06.259, M06.26, M06.261, M06.262, M06.269, M06.27, M06.271, M06.272, M06.279, M06.28, M06.29, M06.3, M06.30, M06.31, M06.311, M06.312, M06.319, M06.32, M06.321, M06.322, M06.329, M06.33, M06.331, M06.332, M06.339, M06.34, M06.341, M06.342, M06.349, M06.35, M06.351, M06.352, M06.359, M06.36, M06.361, M06.362, M06.369, M06.37, M06.371, M06.372, M06.379, M06.38, M06.39, M06.4, M06.8, M06.80, M06.81, M06.811, M06.812, M06.819, M06.82, M06.821, M06.822, M06.829, M06.83, M06.831, M06.832, M06.839, M06.84, M06.841, M06.842, M06.849, M06.85, M06.851, M06.852, M06.859, M06.86, M06.861, M06.862, M06.869, M06.87, M06.871, M06.872, M06.879, M06.88, M06.89, M06.9, M31.5, M32, M32.0, M32.1, M32.10, M32.11, M32.12, M32.13, M32.14, M32.15, M32.19, M32.8, M32.9, M34, M34.0, M34.1, M34.2, M34.8, M34.81, M34.82, M34.83, M34.89, M34.9, M35.3, M36.0
Rheumatologic Disease	ICD-10	

References

- Siegel, R.L.; Miller, K.D.; Fuchs, H.E.; Jemal, A. Cancer Statistics, 2022. *CA Cancer J. Clin.* **2022**, *72*, 7–33. [[CrossRef](#)] [[PubMed](#)]
- Seely, J.M.; Alhassan, T. Screening for Breast Cancer in 2018-What Should We Be Doing Today? *Curr. Oncol.* **2018**, *25*, S115–S124. [[CrossRef](#)] [[PubMed](#)]
- Duffy, S.W.; Vulkan, D.; Cuckle, H.; Parmar, D.; Sheikh, S.; Smith, R.A.; Evans, A.; Blyuss, O.; Johns, L.; Ellis, I.O.; et al. Effect of Mammographic Screening from Age 40 Years on Breast Cancer Mortality (UK Age Trial): Final Results of a Randomised, Controlled Trial. *Lancet Oncol.* **2020**, *21*, 1165–1172. [[CrossRef](#)]
- Eddy, D.M. Screening for Breast Cancer. *Ann. Intern. Med.* **1989**, *111*, 389–399. [[CrossRef](#)]
- Siu, A.L. Screening for Breast Cancer: U.S. Preventive Services Task Force Recommendation Statement. *Ann. Intern. Med.* **2016**, *164*, 279–296. [[CrossRef](#)]
- Nyström, L.; Andersson, I.; Bjurstam, N.; Frisell, J.; Nordenskjöld, B.; Rutqvist, L.E. Long-Term Effects of Mammography Screening: Updated Overview of the Swedish Randomised Trials. *Lancet* **2002**, *359*, 909–919. [[CrossRef](#)]
- Nelson, H.D.; Cantor, A.; Humphrey, L.; Fu, R.; Pappas, M.; Daeges, M.; Griffin, J. *Screening for Breast Cancer: A Systematic Review to Update the 2009 U.S. Preventive Services Task Force Recommendation*; U.S. Preventive Services Task Force Evidence Syntheses, formerly Systematic Evidence Reviews; Agency for Healthcare Research and Quality (US): Rockville, MD, USA, 2016.
- Nelson, H.D.; Fu, R.; Cantor, A.; Pappas, M.; Daeges, M.; Humphrey, L. Effectiveness of Breast Cancer Screening: Systematic Review and Meta-Analysis to Update the 2009 U.S. Preventive Services Task Force Recommendation. *Ann. Intern. Med.* **2016**, *164*, 244–255. [[CrossRef](#)]
- IARC. *Breast Cancer Screening*; IARC: Lyon, France, 2016; ISBN 978-92-832-3015-1.
- Oeffinger, K.C.; Fontham, E.T.H.; Etzioni, R.; Herzig, A.; Michaelson, J.S.; Shih, Y.-C.T.; Walter, L.C.; Church, T.R.; Flowers, C.R.; LaMonte, S.J.; et al. Breast Cancer Screening for Women at Average Risk: 2015 Guideline Update from the American Cancer Society. *JAMA* **2015**, *314*, 1599–1614. [[CrossRef](#)]
- Saslow, D.; Boetes, C.; Burke, W.; Harms, S.; Leach, M.O.; Lehman, C.D.; Morris, E.; Pisano, E.; Schnall, M.; Sener, S.; et al. American Cancer Society Guidelines for Breast Screening with MRI as an Adjunct to Mammography. *CA Cancer J. Clin.* **2007**, *57*, 75–89. [[CrossRef](#)]
- Monticciolo, D.L.; Newell, M.S.; Moy, L.; Niell, B.; Monsees, B.; Sickles, E.A. Breast Cancer Screening in Women at Higher-Than-Average Risk: Recommendations From the ACR. *J. Am. Coll. Radiol.* **2018**, *15*, 408–414. [[CrossRef](#)]

13. Monticciolo, D.L.; Newell, M.S.; Hendrick, R.E.; Helvie, M.A.; Moy, L.; Monsees, B.; Kopans, D.B.; Eby, P.R.; Sickles, E.A. Breast Cancer Screening for Average-Risk Women: Recommendations from the ACR Commission on Breast Imaging. *J. Am. Coll. Radiol.* **2017**, *14*, 1137–1143. [[CrossRef](#)] [[PubMed](#)]
14. Xie, J.; Brayne, C.; Matthews, F.E. Survival Times in People with Dementia: Analysis from Population Based Cohort Study with 14 Year Follow-Up. *BMJ* **2008**, *336*, 258. [[CrossRef](#)] [[PubMed](#)]
15. Brodaty, H.; Seeher, K.; Gibson, L. Dementia Time to Death: A Systematic Literature Review on Survival Time and Years of Life Lost in People with Dementia. *Int. Psychogeriatr.* **2012**, *24*, 1034–1045. [[CrossRef](#)] [[PubMed](#)]
16. Larson, E.B.; Shadlen, M.-F.; Wang, L.; McCormick, W.C.; Bowen, J.D.; Teri, L.; Kukull, W.A. Survival after Initial Diagnosis of Alzheimer Disease. *Ann. Intern. Med.* **2004**, *140*, 501–509. [[CrossRef](#)]
17. Sachs, G.A.; Carter, R.; Holtz, L.R.; Smith, F.; Stump, T.E.; Tu, W.; Callahan, C.M. Cognitive Impairment: An Independent Predictor of Excess Mortality. *Ann. Intern. Med.* **2011**, *155*, 300–308. [[CrossRef](#)]
18. Todd, S.; Barr, S.; Roberts, M.; Passmore, A.P. Survival in Dementia and Predictors of Mortality: A Review. *Int. J. Geriatr. Psychiatry* **2013**, *28*, 1109–1124. [[CrossRef](#)]
19. Tom, S.E.; Hubbard, R.A.; Crane, P.K.; Haneuse, S.J.; Bowen, J.; McCormick, W.C.; McCurry, S.; Larson, E.B. Characterization of Dementia and Alzheimer’s Disease in an Older Population: Updated Incidence and Life Expectancy with and without Dementia. *Am. J. Public Health* **2015**, *105*, 408–413. [[CrossRef](#)]
20. Zhang, Y.; Bian, J.; Huo, J.; Yang, S.; Guo, Y.; Shao, H. Comparing the Downstream Costs and Healthcare Utilization Associated with the Use of Low-Dose Computed Tomography (LDCT) in Lung Cancer Screening in Patients with and without Alzheimer’s Disease and Related Dementias (ADRD). *Curr. Med. Res. Opin.* **2021**, *37*, 1731–1737. [[CrossRef](#)]
21. Advani, S.; Braithwaite, D. Optimizing Selection of Candidates for Lung Cancer Screening: Role of Comorbidity, Frailty and Life Expectancy. *Transl. Lung Cancer Res.* **2019**, *8*, S454. [[CrossRef](#)]
22. Weng, X.; Shen, C.; Vasekar, M.; Gupta, S.; Wang, L. Compare Breast Cancer Screening, Diagnosis, and Treatment Between Medicare Patients with and without ADRD. *Innov. Aging* **2020**, *4*, 146. [[CrossRef](#)]
23. Hogan, W.R.; Shenkman, E.A.; Robinson, T.; Carasquillo, O.; Robinson, P.S.; Essner, R.Z.; Bian, J.; Lipori, G.; Harle, C.; Magoc, T.; et al. The OneFlorida Data Trust: A Centralized, Translational Research Data Infrastructure of Statewide Scope. *J. Am. Med. Inform. Assoc.* **2022**, *29*, 686–693. [[CrossRef](#)] [[PubMed](#)]
24. Glasheen, W.P.; Cordier, T.; Gumpina, R.; Haugh, G.; Davis, J.; Renda, A. Charlson Comorbidity Index: ICD-9 Update and ICD-10 Translation. *Am. Health Drug. Benefits* **2019**, *12*, 188–197. [[PubMed](#)]
25. Douthit, N.; Kiv, S.; Dwolatzky, T.; Biswas, S. Exposing Some Important Barriers to Health Care Access in the Rural USA. *Public Health* **2015**, *129*, 611–620. [[CrossRef](#)]
26. Levit, L.A.; Byatt, L.; Lyss, A.P.; Paskett, E.D.; Levit, K.; Kirkwood, K.; Schenkel, C.; Schilsky, R.L. Closing the Rural Cancer Care Gap: Three Institutional Approaches. *JCO Oncol. Pract.* **2020**, *16*, 422–430. [[CrossRef](#)] [[PubMed](#)]
27. Rural-Urban Commuting Area (RUCA) Codes, U.S. Department of Agriculture. 2010. Available online: <https://www.ers.usda.gov/data-products/rural-urban-commuting-area-codes/documentation/> (accessed on 29 June 2022).
28. Yang, S.; Bian, J.; George, T.J.; Daily, K.; Zhang, D.; Braithwaite, D.; Guo, Y. The Association between Cognitive Impairment and Breast and Colorectal Cancer Screening Utilization. *BMC Cancer* **2021**, *21*, 539. [[CrossRef](#)] [[PubMed](#)]
29. Mueller, C.; Soysal, P.; Rongve, A.; Isik, A.T.; Thompson, T.; Maggi, S.; Smith, L.; Basso, C.; Stewart, R.; Ballard, C.; et al. Survival Time and Differences between Dementia with Lewy Bodies and Alzheimer’s Disease Following Diagnosis: A Meta-Analysis of Longitudinal Studies. *Ageing Res. Rev.* **2019**, *50*, 72–80. [[CrossRef](#)] [[PubMed](#)]
30. Survival Following a Diagnosis of Alzheimer Disease | Dementia and Cognitive Impairment | JAMA Neurology | JAMA Network. Available online: <https://jamanetwork.com/journals/jamaneurology/fullarticle/783112> (accessed on 31 August 2022).