

RESEARCH ARTICLE

Device performances analysis of p-type doped silicene-based field effect transistor using SPICE-compatible model

Mu Wen Chuan¹, Munawar Agus Riyadi², Afiq Hamzah¹, Nurul Ezaila Alias¹, Suhana Mohamed Sultan¹, Cheng Siong Lim¹, Michael Loong Peng Tan^{1*}

1 School of Electrical Engineering, Faculty of Engineering, Universiti Teknologi Malaysia, Skudai, Johor, Malaysia, **2** Department of Electrical Engineering, Diponegoro University, Semarang, Indonesia

* michael@utm.my



OPEN ACCESS

Citation: Chuan MW, Riyadi MA, Hamzah A, Alias NE, Mohamed Sultan S, Lim CS, et al. (2022) Device performances analysis of p-type doped silicene-based field effect transistor using SPICE-compatible model. PLoS ONE 17(3): e0264483. <https://doi.org/10.1371/journal.pone.0264483>

Editor: Talib Al-Ameri, University of Glasgow, UNITED KINGDOM

Received: December 14, 2021

Accepted: February 12, 2022

Published: March 3, 2022

Copyright: © 2022 Chuan et al. This is an open access article distributed under the terms of the [Creative Commons Attribution License](https://creativecommons.org/licenses/by/4.0/), which permits unrestricted use, distribution, and reproduction in any medium, provided the original author and source are credited.

Data Availability Statement: All data are available within the paper and [Supporting Information](#) files.

Funding: 1.) Michael Tan Loong Peng - Ministry of Higher Education (MOHE) of Malaysia through the Fundamental Research Grant Scheme (FRGS/1/2021/STG07/UTM/02/3); The funders had no role in study design, data collection and analysis, decision to publish, or preparation of the manuscript. 2.) Munawar Agus Riyadi - World Class Research Universitas Diponegoro (WCRU) 2021 Grant no. 118-16/UN7.6.1/PP/2021; The

Abstract

Moore's Law is approaching its end as transistors are scaled down to tens or few atoms per device, researchers are actively seeking for alternative approaches to leverage more-than-Moore nanoelectronics. Substituting the channel material of a field-effect transistors (FET) with silicene is foreseen as a viable approach for future transistor applications. In this study, we proposed a SPICE-compatible model for p-type (Aluminium) uniformly doped silicene FET for digital switching applications. The performance of the proposed device is benchmarked with various low-dimensional FETs in terms of their on-to-off current ratio, sub-threshold swing and drain-induced barrier lowering. The results show that the proposed p-type silicene FET is comparable to most of the selected low-dimensional FET models. With its decent performance, the proposed SPICE-compatible model should be extended to the circuit-level simulation and beyond in future work.

1. Introduction

In the modern lives, the computing power of digital devices has been improved by the technology innovations in the miniaturisation of semiconductor transistors [1]. The famous Moore's Law will soon experience its fundamental limit because of various constraints in bulk silicon (Si) technology, especially in the sub-10-nm atomic scales [2–4]. Therefore, the more-than-Moore development of the alternative field-effect transistors (FETs) has attracted much attention in the nanoelectronic research communities. Numerous industrial and public funds and programmes were initiated globally to overcome these “roadblocks” for long-terms advances in computing technology beyond Moore's Law [5].

Among the options in the more-than-Moore race, two-dimensional (2D) materials have emerged as the prospective contenders owing to their atomically thin structure. Following the success of graphene since 2004 [6], research activities regarding 2D materials are intensely stimulated. Until now, more than 1800 exfoliable 2D candidates are theoretically predicted based on density-functional theory (DFT) [7], among which silicene could play a major role in future transistors owing to its outstanding carrier mobility [8] and compatibility with the

fundings had no role in study design, data collection and analysis, decision to publish, or preparation of the manuscript.

Competing interests: The authors have declared that no competing interests exist.

cutting-edge Si wafer technology [9]. Silicene was also shortlisted as a potential material for transistor miniaturisation in the International Roadmap for Devices and Systems (IRDS) [10].

In 2015, Tao *et al.* [9] fabricated the first silicene-based transistor operating at room temperature. Moreover, silicene nanosheets have successfully been fabricated on various substrates in their buckled [11–13] and planar [14] forms. However, the deposition of silicene monolayers on metals substrates is less practical viable for transistor applications, as compared to the direct growth on insulating layers, such as dielectrics or oxides [15]. This shortcoming can be addressed by using computational modelling and simulation while waiting for the breakthrough in silicene-based fabrication techniques.

Concerning the computational models of silicene-based transistors [16, 17], rigorous efforts were invested by many groups of researchers. The absence of bandgap in pristine silicene did not halt its exploration for nanotransistor applications. In spite of the challenges, various bandgap engineering techniques have been explored, and such examples include confinement through silicene nanoribbons (SiNRs) [18–20], co-decoration [21], and doping [22–24]. Among the aforementioned techniques, doping is the most commonly employed technique in the semiconductor industry to alter the electronic properties [25]. Furthermore, the performance of SiNR FETs are sensitive to their device dimensions [20, 26]; and it is still a major challenge to precisely control the widths of nanoribbons even for the established graphene monolayers [27]. Therefore, a uniformly aluminium (Al) doped silicene monolayer was proposed to engineer the bandgap of silicene, producing the AlSi₃ monolayer. In addition, a SPICE-compatible model was created to facilitate studies beyond the device-level simulation [28], such as the gate and logic levels.

Fig 1 shows the schematic diagrams of the proposed AlSi₃ FET and the simplified top-of-the-barrier (ToB) nanotransistor circuit model. In this study, we developed of a SPICE-compatible model for the proposed AlSi₃ FET from the ToB nanotransistor model and benchmarked its device performance metrics with other published low-dimensional transistor models. **Section 2** describes the modelling procedures to obtain the current-voltage (I-V) characteristics and the respective model evaluation methodology. **Section 3** discusses the device performance of AlSi₃ FET with respect to its close low-dimensional counterparts. Finally, **Section 4** includes the conclusion of this work and future work recommendation.

2. Methodology

This section describes the overall modelling procedures employed in this study, where the overall flowchart is shown in **Fig 2**.

2.1. ToB nanotransistor and SPICE models

The atomic structure of the AlSi₃ monolayer (as shown in **Fig 1**) was adapted from published DFT study [29]. By using the derivation from time-independent Schrödinger equation [30], the electronic transport effective mass was then obtained by using nearest neighbour tight-binding (NNTB) model and parabolic band assumptions as $m_e^* = 0.235m_0$ and $m_h^* = 0.255m_0$ for electrons and holes, respectively. The material-level modelling was shown in details in our previous work [22].

Table 1 summarises the device parameters of the AlSi₃ FETs. In the ToB nanotransistor model [31], net induced mobile charge can be obtained by $\Delta P = (P_S + P_D) - P_0$ where P_S and P_D are the non-equilibrium charge densities at the source and drain terminals, respectively, and P_0 is the equilibrium charge density. The self-consistent potential U_{SCF} at the ToB is obtained

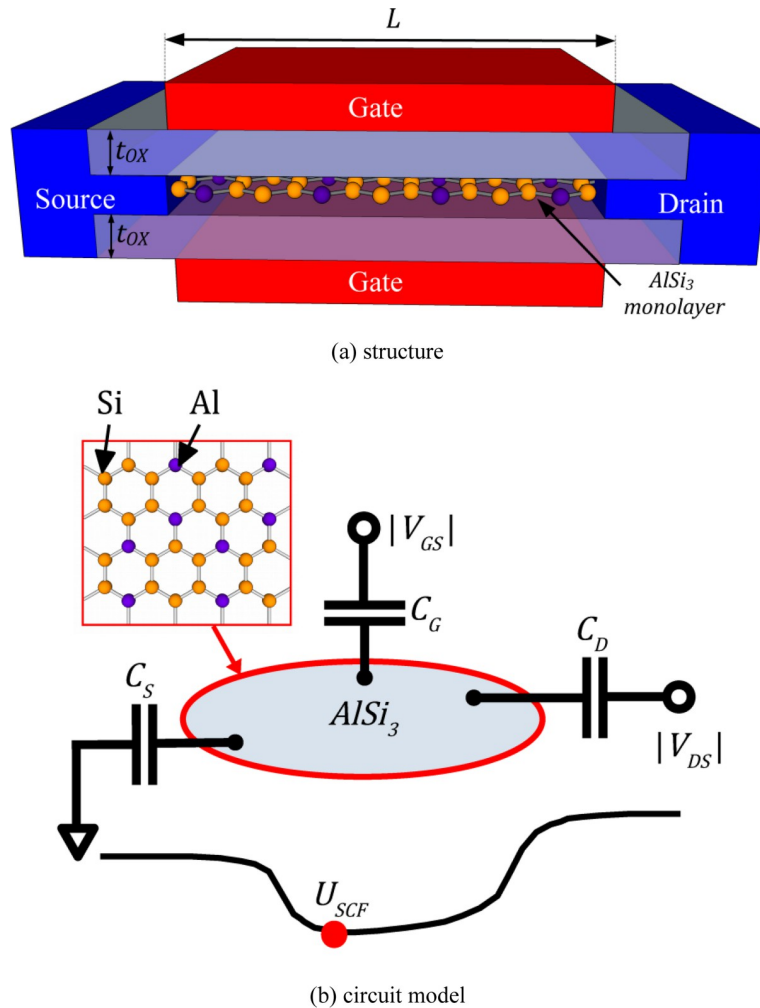


Fig 1. Schematic diagrams of AlSi₃ FET: (a) the structure and (b) the ToB nanotransistor circuit model. The gate, drain and source terminal capacitances are denoted as C_G , C_D , and C_S , respectively.

<https://doi.org/10.1371/journal.pone.0264483.g001>

by using

$$U_{SCF} = -q \left(\alpha_G |V_{GS}| + \alpha_D |V_{DS}| + \alpha_S V_S - q \frac{\Delta P}{C_\Sigma} \right), \quad (1)$$

where q is the constant for electric charge and the total terminal capacitances is expressed as $C_\Sigma = C_G + C_D + C_S$. Because the source terminal is always set to be zero, α_S can be ignored. In an ideal FET, the perfect gate and drain control parameters $\alpha_G = 1$ and $\alpha_D = 0$ [18] are used to mimic the ideal I-V characteristics. However, the default gate and drain control parameters $\alpha_G = 0.880$ and $\alpha_D = 0.035$ [31] were used in this work.

Subsequently, the current-voltage (I-V) characteristics of p-type AlSi₃ FET can be obtained in terms of V_{DS} and V_{GS} , by employing Landauer-Büttiker ballistic transport equation [31] along with Fermi-Dirac integral solutions [32], given as

$$|I_{Ds}(|V_{GS}|, |V_{DS}|)| = \frac{gW}{\hbar^2} \sqrt{\frac{m^* q^2 (k_B T)^3}{2\pi^3}} \{ \log[1 + e^{\eta_S(|V_{GS}|, |V_{DS}|)}] - \log[1 + e^{\eta_D(|V_{GS}|, |V_{DS}|)}] \}, \quad (2)$$

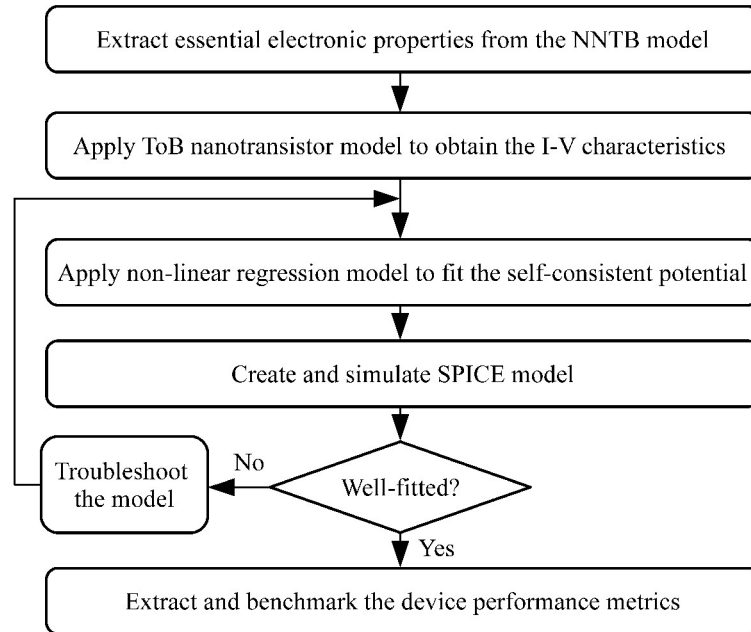


Fig 2. Overall flowchart of this study.

<https://doi.org/10.1371/journal.pone.0264483.g002>

with the normalised energies of

$$\eta_s(|V_{GS}|, |V_{DS}|) = \frac{E_F - U_{SCF}(|V_{GS}|, |V_{DS}|)}{k_B T}, \tag{3}$$

$$\eta_D(|V_{GS}|, |V_{DS}|) = \frac{E_F - U_{SCF}(|V_{GS}|, |V_{DS}|) - q|V_{DS}|}{k_B T}, \tag{4}$$

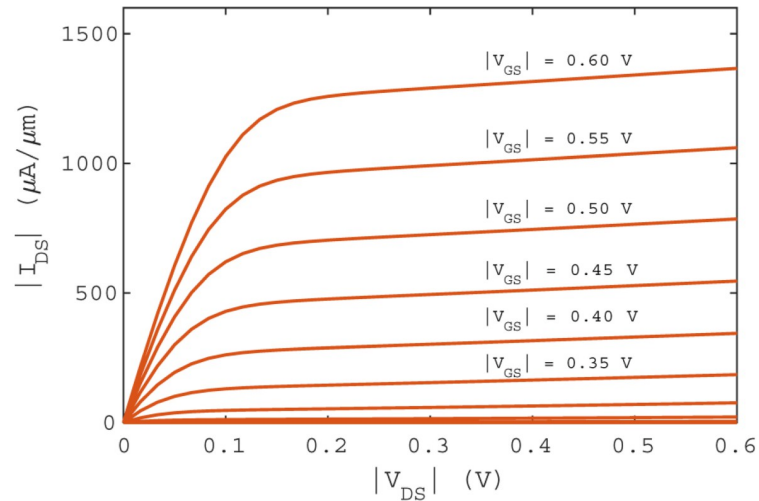
for source and drain, respectively. In the equations, g is the degeneracy factor (set as 2 to include up and down spins); \hbar is the Planck’s constant; and k_B is the Boltzmann constant. **Fig 3(A)** shows the I-V characteristics for AlSi₃ FET produced by the ToB nanotransistor model.

Following that, the results from ToB nanotransistor were further used to create the SPICE model to allow cross-platform and non-iterative simulation. Moreover, SPICE models are one of the essential tools in the IC design industry for simulation [28]. Before creating the SPICE model, a non-linear regression model [33] was employed to fit the self-consistent potential

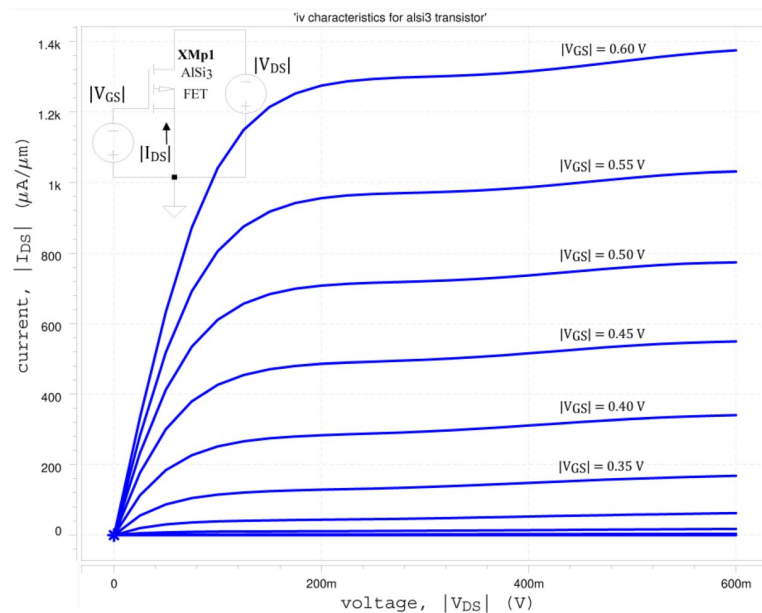
Table 1. The device parameters of AlSi₃ FETs.

Parameters	Values
Band structures	NNTB
Hole effective mass, m_h^*	0.255 m_0
Bandgap, E_g	0.78 eV
Oxide material	SiO ₂
Oxide thickness, t_{OX}	1.5 nm
Temperature, T	300 K

<https://doi.org/10.1371/journal.pone.0264483.t001>



(a) ToB nanotransistor model



(b) SPICE model

Fig 3. I-V characteristics of AlSi₃ FET simulated using (a) ToB nanotransistor model and (b) SPICE model.

<https://doi.org/10.1371/journal.pone.0264483.g003>

U_{SCF} , given as

$$U_{SCF}(|V_{GS}|, |V_{DS}|) = \sum_{k=0}^{j=0 \text{ to } k} P_{\{j\}\{k-j\}} (|V_{GS}|^j + |V_{DS}|^{k-j}), \tag{5}$$

where the coefficients $P_{\{j\}\{k-j\}}$ for each respective $|V_{GS}|^j |V_{DS}|^{k-j}$ term were computed and optimised using MATLAB curve fitting tool. By using the MATLAB Curve Fitting tool, it was found that the lower orders of polynomial equations fail to fit the USCF well and, as a result, are unable to reproduce accurate I-V characteristics. Therefore, the fifth-order polynomial equation (highest number of order available in the MATLAB Curve Fitting tool) is chosen

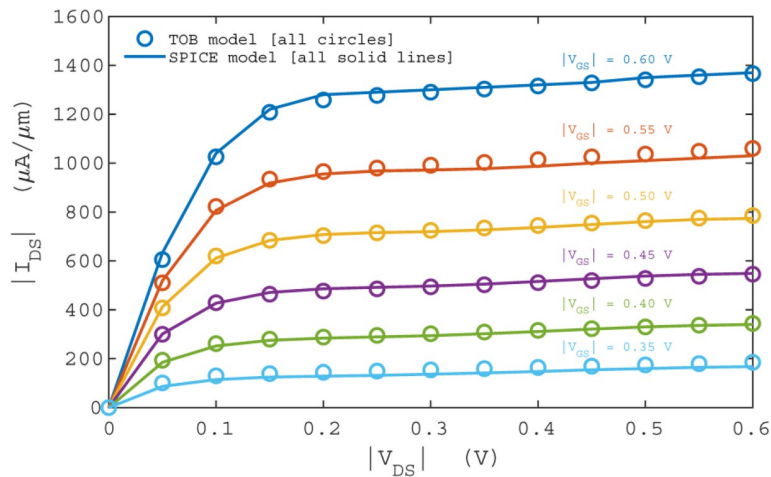
although the resulting equation is slightly long. The expansion of Eq (5) and the respective coefficients $P_{\{j\}\{k-j\}}$ are attached along with the SPICE model library files in the S1 File. Fig 3 (B) shows the I-V characteristics for AlSi₃ FET produced by the SPICE model.

2.2. Model evaluation

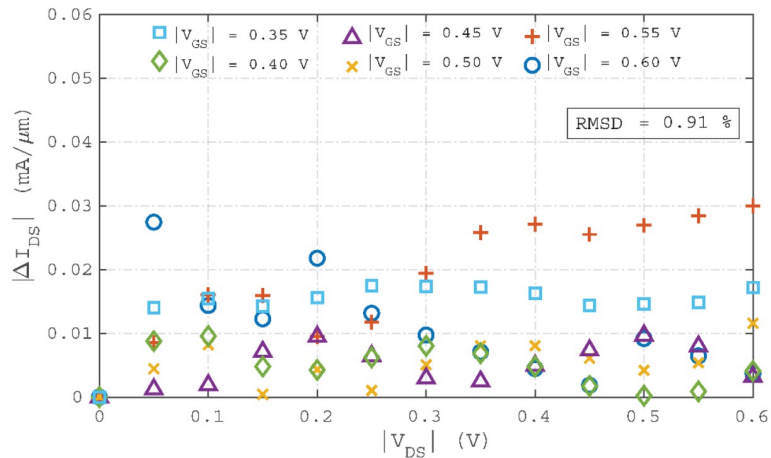
In this subsection, a statistical method is employed to evaluate the accuracy of the SPICE model with respect to the ToB nanotransistor model for the proposed AlSi₃ FET. The models were evaluated by using the normalised root-mean-square-deviations (RMSD) [29], given as

$$RMSD = \frac{\sqrt{\sum_{i=1}^N (p_i - q_i)^2 / N}}{\max(p_i, q_i) - \min(p_i, q_i)} \times 100\%, \tag{6}$$

where N denotes the total number of data, p_i and q_i are the values of i^{th} data for the ToB nanotransistor model and the SPICE model, respectively. Fig 4(A) shows the I-V characteristics



(a) I-V characteristics



(b) RMSD analysis

Fig 4. Comparison between the ToB nanotransistor model and SPICE model of the AlSi₃ FET. The empty dots in (a) represent the results of the ToB nanotransistor model while the solid lines in (a) represent the results of the SPICE model.

<https://doi.org/10.1371/journal.pone.0264483.g004>

combining the results of the ToB nanotransistor model and the SPICE model. The point-by-point differences to compute RMSD are plotted in Fig 4(B). Overall, 0.91% of RMSD is produced by the SPICE model when it is benchmarked with the results from the ToB nanotransistor model, indicating that the model has produced a decent fit.

3. Performances analysis and discussion

We can analyse the device performances by extracting the device metrics from the proposed p-type AlSi₃ FET model. Fig 5 shows the graphical extraction approach to obtain on-to-off current (I_{on}/I_{off}) ratio, subthreshold swing (SS), and drain-induced barrier lowering (DIBL). The proposed AlSi₃ FET produces an I_{on}/I_{off} ratio of 2.6×10^5 , a SS of 67.8 mV/dec , and a DIBL of 48.2 mV/V .

In this work, we compared our proposed p-type AlSi₃ FET with respect to other low-dimensional FETs. We have selected other published works on low-dimensional FETs to fairly assess the device performance of the proposed AlSi₃ FET. The selected published models include co-decorated SiNR FET [21], 27-ASiNR FET [20], Si nanowire (SiNW) FET [34], Si thin sheet FET [35], carbon nanotube (CNT) FET [36], graphene nanoribbon (GNR) FET [37], black phosphorene (BP) FET [38], and monolayer molybdenum disulfide (MoS₂) FET [39]. To concisely compare the device performance metrics, the comparisons are presented as bar graphs as shown in Fig 6. Regarding the I_{on}/I_{off} ratio, the performance of AlSi₃ FET model is slightly inferior to 27-ASiNR FET [20] and MoS₂ FET [39]. Regarding the SS, AlSi₃ FET model is also

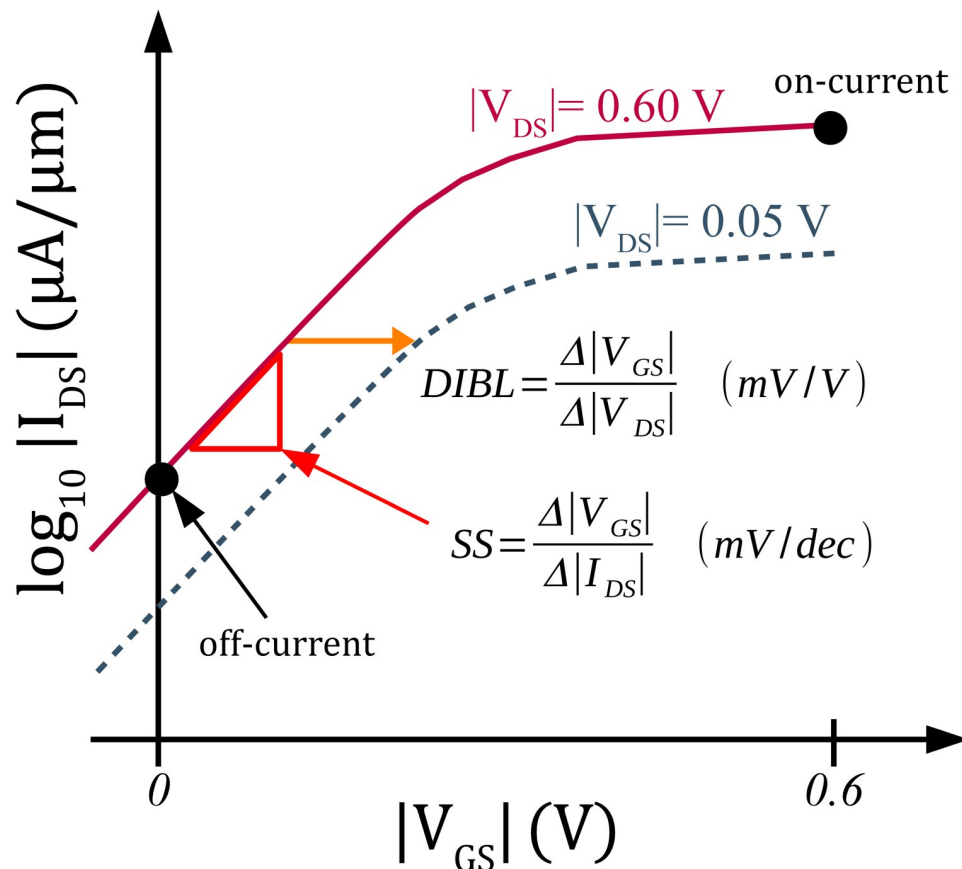
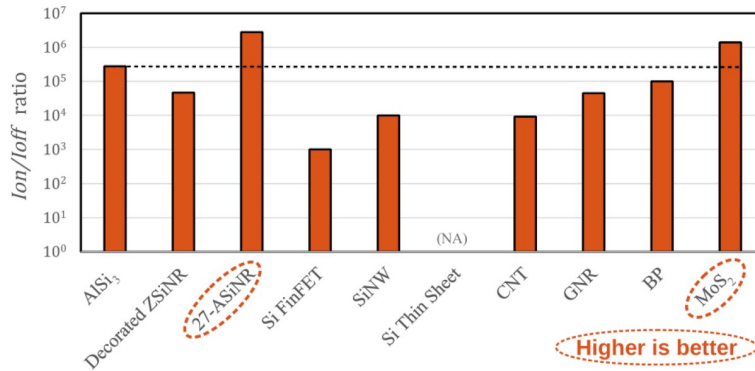
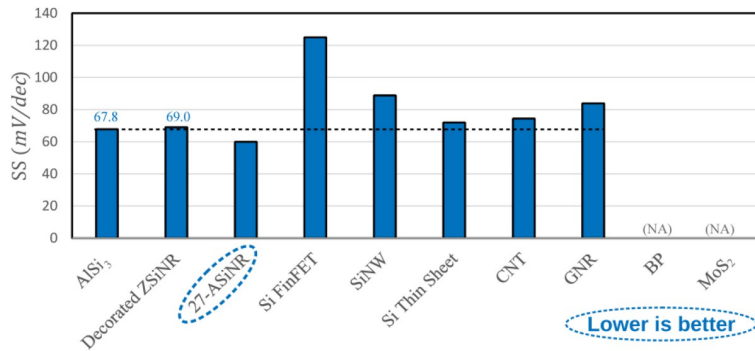


Fig 5. Definitions of the device performance metrics of a FET.

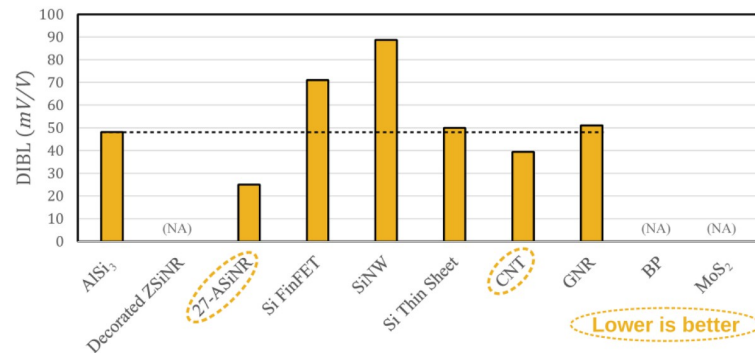
<https://doi.org/10.1371/journal.pone.0264483.g005>



(a) I_{on}/I_{off} ratio



(b) SS



(c) DIBL

Fig 6. Device performances analysis between the proposed AlSi₃ FET model with published transistor models based on various low-dimensional materials. NA (not available) in the bar graphs denotes the unavailable data.

<https://doi.org/10.1371/journal.pone.0264483.g006>

slightly higher than the 27-ASiNR FET [20]. Concerning the DIBL, AlSi₃ FET model is also outperformed by 27-ASiNR FET [20] and CNT FET [36]. However, the challenges remain owing to the fabrication compatibility of non-Si-based materials and the difficulty to precisely control the widths of nanoribbons [27, 40]. Therefore, the proposed AlSi₃ FET model is still a prospective alternative for future nanotransistor applications.

4. Conclusion

In this paper, we have investigated a SPICE-compatible model for p-type uniformly Al-doped silicene FET. Following that, the device performance of the proposed model is compared with

other published low-dimensional nanotransistors. Although the proposed silicene FET is slightly inferior to a few competitors, silicene-based FETs are still one of the potential ways for more-than-Moore nanoelectronic applications owing to its Si-based nature. This work can be extended by performing further circuit-level simulation beyond the transistor device level by using the proposed SPICE model.

Supporting information

S1 File. SPICE model.
(DOCX)

Acknowledgments

The authors thank the Ministry of Higher Education (MoHE) Malaysia, Research Management Centre (RMC) of Universiti Teknologi Malaysia (UTM), School of Graduate Studies (SPS) of UTM, and Institute for Research and Community Service (LPPM) of Universitas Diponegoro for supporting international research collaborations and providing excellent and stimulating research environment.

Author Contributions

Conceptualization: Mu Wen Chuan.

Data curation: Suhana Mohamed Sultan.

Formal analysis: Mu Wen Chuan, Afiq Hamzah.

Funding acquisition: Munawar Agus Riyadi, Michael Loong Peng Tan.

Investigation: Munawar Agus Riyadi.

Methodology: Mu Wen Chuan.

Project administration: Nurul Ezaila Alias, Michael Loong Peng Tan.

Resources: Cheng Siong Lim.

Software: Afiq Hamzah, Cheng Siong Lim.

Supervision: Nurul Ezaila Alias, Michael Loong Peng Tan.

Validation: Munawar Agus Riyadi, Afiq Hamzah.

Visualization: Suhana Mohamed Sultan.

Writing – original draft: Mu Wen Chuan.

Writing – review & editing: Mu Wen Chuan, Munawar Agus Riyadi.

References

1. Leiserson C.E., Thompson N.C., Emer J.S., Kuszmaul B.C., Lampron B.W., Sanchez D., et al. There's plenty of room at the Top: What will drive computer performance after Moore's law?, *Science*, 368 (2020). <https://doi.org/10.1126/science.aam9744> PMID: 32499413
2. Waldrop M.M., More than Moore, *Nature*, 530 (2016) 144–148. <https://doi.org/10.1038/530144a> PMID: 26863965
3. Hao Y., Xiang S., Han G., Zhang J., Ma X., Zhu Z., et al. Recent progress of integrated circuits and optoelectronic chips, *Science China Information Sciences*, 64 (2021) 1–33. <https://doi.org/10.1007/s11432-021-3235-7>

4. Karbalaeei M., Dideban D., Heidari H., Improvement in electrical characteristics of Silicon on Insulator (SOI) transistor using graphene material, *Results in Physics*, 15 (2019) 102806. <https://doi.org/10.1016/j.rinp.2019.102806>
5. Khan H.N., Hounshell D.A., Fuchs E.R., Science and research policy at the end of Moore's law, *Nature Electronics*, 1 (2018) 14–21. <https://doi.org/10.1038/s41928-017-0005-9>
6. Novoselov K.S., Geim A.K., Morozov S.V., Jiang D., Zhang Y., Dubonos S.V., et al. Firsov, Electric field effect in atomically thin carbon films, *Science*, 306 (2004) 666–669. <https://doi.org/10.1126/science.1102896> PMID: 15499015
7. Klinkert C., Szabó Á., Stieger C., Campi D., Marzari N., Luisier M., 2-D materials for ultrascaled field-effect transistors: one hundred candidates under the ab initio microscope, *ACS nano*, 14 (2020) 8605–8615. <https://doi.org/10.1021/acsnano.0c02983> PMID: 32530608
8. Vogt P., De Padova P., Quaresima C., Avila J., Frantzeskakis E., Asensio M.C., et al. Silicene: compelling experimental evidence for graphenelike two-dimensional silicon, *Phys. Rev. Lett.*, 108 (2012) 155501. <https://doi.org/10.1103/PhysRevLett.108.155501> PMID: 22587265
9. Tao L., Cinquanta E., Chiappe D., Grazianetti C., Fanciulli M., Dubey M., et al. Silicene field-effect transistors operating at room temperature, *Nature nanotechnology*, 10 (2015) 227. <https://doi.org/10.1038/nnano.2014.325> PMID: 25643256
10. IEEE, International roadmap for devices and Systems (IRDS). <https://irds.ieee.org/>, 2021. (Accessed 11 November 2021).
11. Huang L., Zhang Y.-F., Zhang Y.-Y., Xu W., Que Y., Li E., et al. Sequence of silicon monolayer structures grown on a Ru surface: From a herringbone structure to silicene, *Nano Lett.*, 17 (2017) 1161–1166. <https://doi.org/10.1021/acs.nanolett.6b04804> PMID: 28098458
12. Stępnik-Dybala A., Krawiec M., Formation of Silicene on Ultra-Thin Pb (111) Films, *The Journal of Physical Chemistry C*, (2019). <https://doi.org/10.1021/acs.jpcc.9b04343>
13. Hsu H.-C., Lu Y.-H., Su T.-L., Lin W.-C., Fu T.-Y., Single crystalline silicene consist of various superstructures using a flexible ultrathin Ag (111) template on Si (111), *Semicond. Sci. Technol.*, 33 (2018) 075004. <https://doi.org/10.1088/1361-6641/aaad88>
14. Stępnik-Dybala A., Dyniec P., Kopciuszyski M., Zdyb R., Jatochowski M., Krawiec M., Planar silicene: a new silicon allotrope epitaxially grown by segregation, *Adv. Funct. Mater.*, 29 (2019) 1906053. <https://doi.org/10.1002/adfm.201906053>
15. Kolmer M., Zuzak R., Steiner A.-K., Zajac L., Engelund M., Godlewski S., et al. Fluorine-programmed nanozipping to tailored nanographenes on rutile TiO₂ surfaces, *Science*, 363 (2019) 57–60. <https://doi.org/10.1126/science.aav4954> PMID: 30606840
16. Zhao J., Liu H., Yu Z., Quhe R., Zhou S., Wang Y., et al. Rise of silicene: A competitive 2D material, *Prog. Mater. Sci.*, 83 (2016) 24–151. <https://doi.org/10.1016/j.pmatsci.2016.04.001>
17. Chuan M.W., Wong K.L., Hamzah A., Rusli S., Alias N.E., Lim C.S., et al. 2D Honeycomb Silicon: A Review on Theoretical Advances for Silicene Field-Effect Transistors, *Current Nanoscience*, 16 (2020) 595–607. <https://doi.org/10.2174/1573413715666190709120019>
18. Kaneko S., Tsuchiya H., Kamakura Y., Mori N., Ogawa M., Theoretical performance estimation of silicene, germanene, and graphene nanoribbon field-effect transistors under ballistic transport, *Applied Physics Express*, 7 (2014) 035102. <https://doi.org/10.7567/APEX.7.035102>
19. Mahmoudi M., Ahangari Z., Fathipour M., Improved double-gate armchair silicene nanoribbon field-effect-transistor at large transport bandgap, *Chinese Physics B*, 25 (2015) 018501. <https://doi.org/10.1088/1674-1056/25/1/018501>
20. Poljak M., Impact of Width Scaling and Parasitic Series Resistance on the Performance of Silicene Nanoribbon MOSFETs, *IEEE Trans. Electron Devices*, (2020). <https://doi.org/10.1109/ted.2019.2953658> PMID: 32099264
21. Kharadi M.A., Malik G.F.A., Shah K.A., Khanday F.A., Sub-10-nm silicene nanoribbon field effect transistor, *IEEE Trans. Electron Devices*, 66 (2019) 4976–4981. <https://doi.org/10.1109/TED.2019.2942396>
22. Chuan M.W., Wong K.L., Hamzah A., Rusli S., Alias N.E., Lim C.S., et al. Electronic properties and carrier transport properties of low-dimensional aluminium doped silicene nanostructure, *Physica E: Low-dimensional Systems and Nanostructures*, 116 (2020) 113731. <https://doi.org/10.1016/j.physe.2019.113731>
23. Gooran-Shoorakchaly A., Ahmadchally A.A., Soleimani-Amiri S., Gholipour M., Design of a Low-Power Short-Channel Electrostatically Doped Silicene Nanoribbon FET, *IEEE Trans. Electron Devices*, 68 (2021) 1956–1961. <https://doi.org/10.1109/TED.2021.3058337>

24. Chuan M., Lau J., Wong K., Hamzah A., Alias N., Lim C., et al. Low-dimensional modelling of n-type doped silicene and its carrier transport properties for nanoelectronic applications, *Advances in nano research*, 10 (2021) 415–422. <https://doi.org/10.12989/anr.2021.10.5.415>
25. Spear W., Le Comber P., Substitutional doping of amorphous silicon, *Solid State Commun.*, 88 (1993) 1015–1018. [https://doi.org/10.1016/0038-1098\(75\)90284-7](https://doi.org/10.1016/0038-1098(75)90284-7)
26. Chuan M.W., Riyadi M.A., Alias N.E., Sultan S.M., Lim C.S., Tan M.L.P., Impact of phonon scattering mechanisms on the performance of silicene nanoribbon field-effect transistors, *Results in Physics*, 29 (2021) 104714. <https://doi.org/10.1016/j.rinp.2021.104714>
27. Celis A., Nair M.N., Taleb-Ibrahimi A., Conrad E., Berger C., De Heer W., et al. Graphene nanoribbons: fabrication, properties and devices, *J. Phys. D: Appl. Phys.*, 49 (2016) 143001. <https://doi.org/10.1088/0022-3727/49/14/143001>
28. Paydavosi N., Venugopalan S., Chauhan Y.S., Duarte J.P., Jandhyala S., Niknejad A.M., et al. BSIM—SPICE models enable FinFET and UTB IC designs, *IEEE Access*, 1 (2013) 201–215. <https://doi.org/10.1109/ACCESS.2013.2260816>
29. Ding Y., Wang Y., Density functional theory study of the silicene-like SiX and XSi3 (X = B, C, N, Al, P) honeycomb lattices: The various buckled structures and versatile electronic properties, *The Journal of Physical Chemistry C*, 117 (2013) 18266–18278. <https://doi.org/10.1021/jp407666m>
30. Wong K.L., Chuan M.W., Hamzah A., Rusli S., Alias N.E., Sultan S.M., et al. Electronic properties of graphene nanoribbons with line-edge roughness doped with nitrogen and boron, *Physica E: Low-dimensional Systems and Nanostructures*, 117 (2020) 113841. <https://doi.org/10.1016/j.physe.2019.113841>
31. Rahman A., Guo J., Datta S., Lundstrom M.S., Theory of ballistic nanotransistors, *IEEE Trans. Electron Devices*, 50 (2003) 1853–1864. <https://doi.org/10.1109/TED.2003.815366>
32. Kim R., Lundstrom M., Notes on Fermi-Dirac Integrals (3rd Edition), 2008. <https://arxiv.org/abs/0811.0116>
33. Chin H.C., Lim C.S., Wong W.S., Danapalasingam K.A., Arora V.K., Tan M.L.P., Enhanced device and circuit-level performance benchmarking of graphene nanoribbon field-effect transistor against a nano-MOSFET with interconnects, *Journal of Nanomaterials*, 2014 (2014). <https://doi.org/https%3A//doi.org/10.1155/2014/879813>
34. Chin H.C., Lim C.S., Tan M.L.P., Phonon scattering effects in drain-current model of carbon nanotube and silicon nanowire field-effect transistors, *Science of Advanced Materials*, 8 (2016) 1028–1035. <https://doi.org/10.1166/sam.2016.2687>
35. Lee Y., Park G.-H., Choi B., Yoon J., Kim H.-J., Kim D.H., et al. Design study of the gate-all-around silicon nanosheet MOSFETs, *Semicond. Sci. Technol.*, 35 (2020) 03LT01. <https://doi.org/10.1088/1361-6641/ab6bab>
36. Tan M.L.P., Long channel carbon nanotube as an alternative to nanoscale silicon channels in scaled MOSFETs, *Journal of Nanomaterials*, 2013 (2013) 162. <https://doi.org/10.1155/2013/831252>
37. Eshkalak M.A., Faez R., Haji-Nasiri S., A novel graphene nanoribbon field effect transistor with two different gate insulators, *Physica E: Low-dimensional Systems and Nanostructures*, 66 (2015) 133–139. <https://doi.org/10.1016/j.physe.2014.10.021>
38. Lam K.-T., Dong Z., Guo J., Performance limits projection of black phosphorous field-effect transistors, *IEEE Electron Device Letters*, 35 (2014) 963–965. <https://doi.org/10.1109/LED.2014.2333368>
39. Mohammad Tabatabaei S., Noei M., Khaliji K., Pourfath M., Fathipour M., A first-principles study on the effect of biaxial strain on the ultimate performance of monolayer MoS₂-based double gate field effect transistor, *J. Appl. Phys.*, 113 (2013) 163708. <https://doi.org/10.1063/1.4803032>
40. Ma L., Wang J., Ding F., Recent progress and challenges in graphene nanoribbon synthesis, *Chemphyschem*, 14 (2013) 47–54. <https://doi.org/10.1002/cphc.201200253> PMID: 22615215