



Cite this: *RSC Adv.*, 2018, 8, 21754

Received 11th May 2018

Accepted 6th June 2018

DOI: 10.1039/c8ra04035d

rsc.li/rsc-advances

Expanding the synthesizable multisubstituted benzo[*b*]thiophenes via 6,7-thienobenzynes generated from *o*-silylaryl triflate-type precursors†

Suguru Yoshida,^a Tomoko Kuribara,^a Takamoto Morita,^a Tsubasa Matsuzawa,^a Kazushi Morimoto,^b Takuya Kobayashi^b and Takamitsu Hosoya^a

Various 2,3-disubstituted 6,7-thienobenzynes have been efficiently generated from the corresponding *o*-silylaryl triflate-type precursors by activation with fluoride ions. The method has expanded the scope of synthesizable multisubstituted benzothiophenes, including those with various heteroatom substituents, and can be applied to the synthesis of EP4 antagonist analogs.

Introduction

Benzo[*b*]thiophene is one of the structural units frequently found in molecules applied in various research fields, including medicinal chemistry and materials science.^{1–3} Although multisubstituted benzothiophenes are promising compounds as pharmaceutical and organic material candidates, their synthetic approaches are limited.⁴ To improve this situation, we previously reported a facile method to prepare various tetrasubstituted benzothiophenes via thienobenzynes intermediates such as **I** (Fig. 1A).⁵ Thienobenzynes **I** were efficiently generated from *o*-iodoaryl triflate-type precursors by treatment with a silylmethyl Grignard reagent at $-78\text{ }^{\circ}\text{C}$, rendering a diverse range of tetrasubstituted benzothiophenes easily available.⁶ We considered that the use of *o*-silylaryl triflate-type thienobenzynes precursors would further expand the scope of the synthesizable benzothiophenes (Fig. 1B). This is because generation of arynes from this type of precursor has been generally achieved under mild conditions using a basic activator such as the fluoride ion.^{7–9} Indeed, a wide range of aromatic compounds have become easily available via the transformation of arynes generated from *o*-silylaryl triflate-type precursors. Herein, we report the synthesis of *o*-silylaryl triflate-type 6,7-thienobenzynes precursors, the generation of aryne species from these precursors, and the application of the method to the synthesis of various benzothiophenes including potent analogs of a prostaglandin E receptor subtype 4 (EP4) antagonist.

^aLaboratory of Chemical Bioscience, Institute of Biomaterials and Bioengineering, Tokyo Medical and Dental University (TMDU), 2-3-10 Kanda-Surugadai, Chiyoda-ku, Tokyo 101-0062, Japan. E-mail: s-yoshida@tmd.ac.jp; thosoya.cb@tmd.ac.jp

^bDepartment of Medical Chemistry and Cell Biology, Graduate School of Medicine, Kyoto University, Konoe-cho, Yoshida, Sakyo-ku, Kyoto 606-8501, Japan

† Electronic supplementary information (ESI) available: Experimental procedures, characterization for new compounds including NMR spectra. See DOI: 10.1039/c8ra04035d

Results and discussion

Synthesis of thienobenzynes precursors

Similar to our previous synthesis of *o*-iodoaryl triflate-type 6,7-thienobenzynes precursors, *o*-silylaryl triflate-type precursors **2a–d** were successfully prepared from the corresponding 2,3-disubstituted 6-hydroxybenzo[*b*]thiophenes **1a–d** (Schemes 1 and 2).⁵ Benzothiophenes **2a–c** were prepared from 6-hydroxybenzothiophenes **1a–c** according to the facile synthetic method for *o*-silylaryl triflates from phenols as reported by Garg and coworkers; carbamate formation using isopropyl isocyanate, regioselective *C*-silylation via *ortho*-lithiation, removal of the directing group, and triflylation (Scheme 1).¹⁰ Although preparation of benzothiophene **2d**, bearing a chloro and an amide group, from phenol **1d** by the same method was unsuccessful at the step of *C*-silylation via *ortho*-lithiation, the *C*-

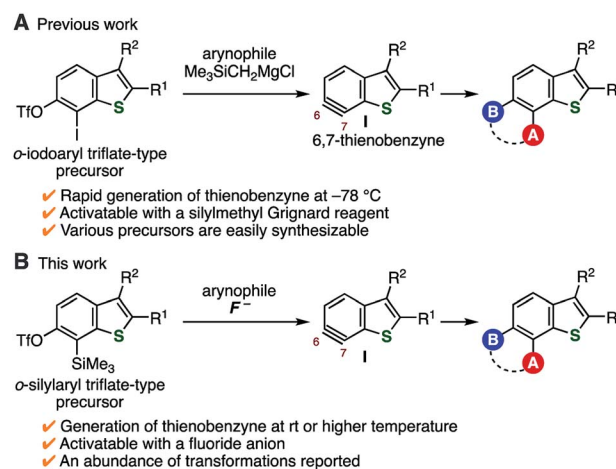
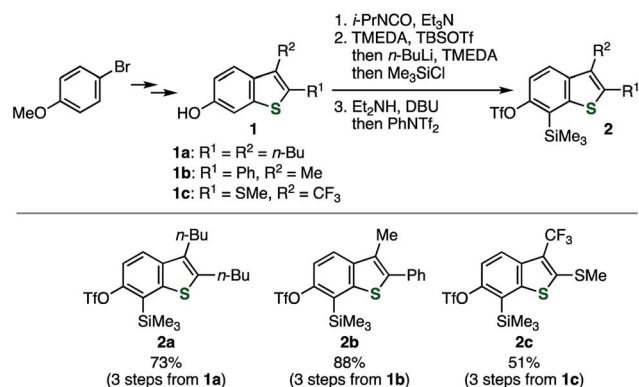
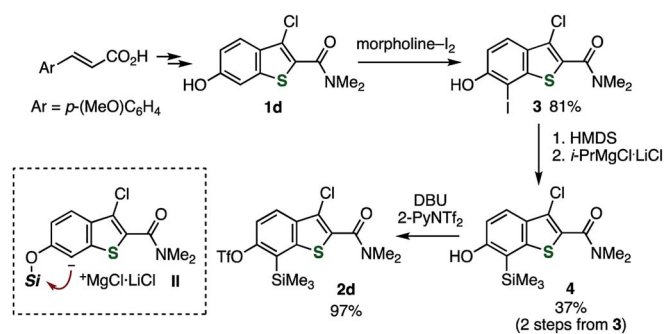


Fig. 1 Transformations via thienobenzynes intermediates **I**. (A) Our previous work using *o*-iodoaryl triflate-type precursors. (B) This work using *o*-silylaryl triflate-type precursors.





Scheme 1 Synthesis of thienobenzynes precursors **2a–c**. See the ESI† for details.



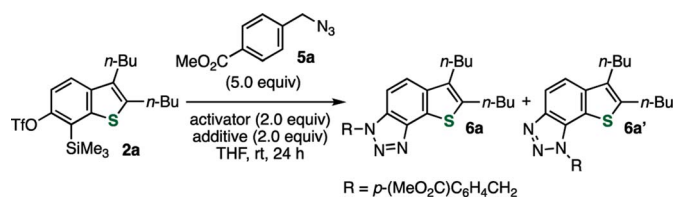
Scheme 2 Synthesis of thienobenzynes precursor **2d**. See the ESI† for details.

silylated product was obtained by an alternative method (Scheme 2).¹¹ Thus, regioselective iodination of phenol **1d** with a morpholine–iodine complex, followed by *O*-silylation and treatment with the turbo Grignard reagent to promote the iodine–magnesium exchange reaction and subsequent retro-Brook rearrangement *via* the anionic intermediate **II**, afforded *o*-silylphenol **4**, leaving the chloro and amide groups untouched. Finally, triflylation of **4** afforded the desired **2d**.^{12,13} Performing the retro-Brook rearrangement and subsequent *O*-triflylation in one-pot procedure^{12a} afforded **2d** in 13% yield.

Optimization of the reaction conditions for generation of thienobenzynes

The efficient conditions for generating 6,7-thienobenzynes were screened for the reaction between precursor **2a** and azide **5a** in tetrahydrofuran (THF) at room temperature, which revealed that various fluoride sources or cesium carbonate with 18-crown-6 were effective as an activator (Table 1). For example, the activation of **2a** with potassium fluoride in the presence of 18-crown-6 afforded the desired cycloadduct **6a** with a small amount of regioisomer **6a'** (entry 1). The regioselectivity was slightly lower than that observed in the reaction using *o*-iodoaryl triflate-type 6,7-thienobenzynes precursor probably because the reaction triggered by silicate formation was conducted at a higher temperature. Tetra(*n*-butyl)ammonium

Table 1 Optimization of the reaction conditions



Entry	Activator	Additive	Yield ^a (%)
1	KF	18-Crown-6	78 (89 : 11)
2	<i>n</i> -Bu ₄ N[Ph ₃ SiF ₂]	—	73 (90 : 10) ^b
3 ^c	<i>n</i> -Bu ₄ NF	—	69 (91 : 9)
4	KF	—	0
5	CsF	—	84 (90 : 10) ^b
6 ^d	CsF	—	74 (89 : 11)
7	Cs ₂ CO ₃	18-Crown-6	75 (89 : 11)

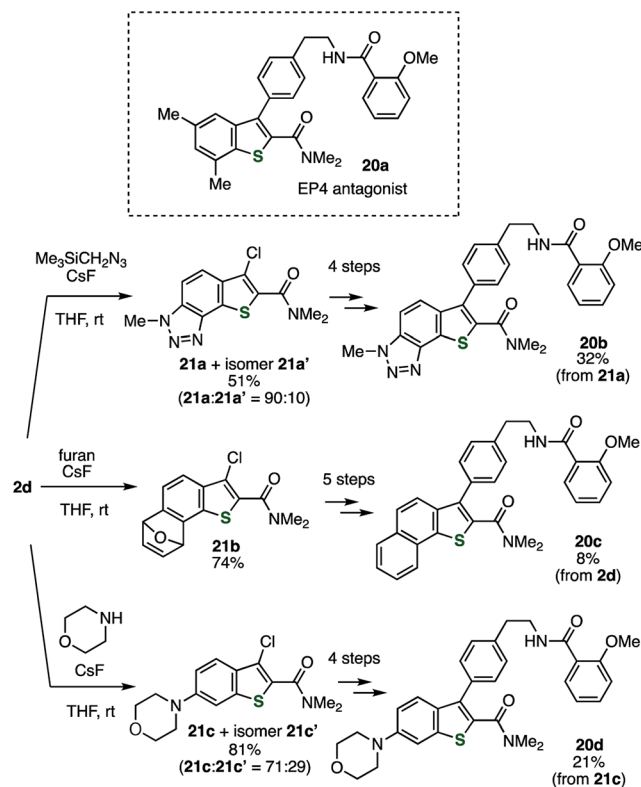
^a Yields were determined by ¹H NMR analysis, unless otherwise noted. ^b Isolated yield. ^c Reaction was performed at 0 °C. ^d Azide **5a** (2.0 equiv.) was used.

difluoro(triphenyl)silicate and tetra(*n*-butyl)ammonium fluoride also served as good activators without any additives (entries 2 and 3). While using potassium fluoride alone was ineffective (entry 4), **2a** was efficiently activated with cesium fluoride, resulting in the highest combined yield of cycloadducts **6a** and **6a'** (entry 5). Considering that the generation of benzyne from *o*-(trimethylsilyl)phenyl triflate with cesium fluoride in THF was reported as inefficient,^{9a} this result suggests that thienobenzynes precursor **2a** is more easily activatable than the simple *o*-silylphenyl triflate. Decreasing the amount of azide **5a** to 2.0 equiv. slightly lowered the yield of **6a/6a'** (entry 6). In addition, 6,7-thienobenzynes was also generated efficiently under fluoride-free conditions using cesium carbonate and 18-crown-6 (entry 7).^{9a}

Synthesis of various multisubstituted benzothiophenes *via* thienobenzynes

Under the optimal conditions, various arynophiles reacted efficiently with thienobenzynes generated from **2a** to afford multisubstituted benzothiophenes in high yields (Fig. 2). These include cycloadducts **7**, **8**, **9/9'**, and **10** obtained from the reactions with 2,5-dimethylfuran, *N*-phenylpyrrole, *N*-(*tert*-butyl)- α -phenylnitron, and 1,1-dimethoxyethylene, respectively. The nucleophilic addition of morpholine to the 6,7-thienobenzynes also took place, affording 6-morpholinobenzothiophene **11** as the major product. The regioselectivity observed using unsymmetrical arynophiles and the nucleophile showed similar trends to their reactions with the same thienobenzynes species generated from the *o*-iodoaryl triflate-type precursor.⁵

An abundance of utilizable transformations is a great advantage of using *o*-silylaryl triflates as aryne precursors over the other types. Indeed, the utility of *o*-silylaryl triflate-type 6,7-thienobenzynes precursor was demonstrated through several unique transformations that we recently developed (Fig. 3).¹⁴ For example, the Michaelis–Arbuzov-type reaction of the



Scheme 3 Synthesis of the analogs of EP4 antagonist 20a. See the ESI† for details.

Conclusions

This study showed that 7-silyl-6-triflyloxybenzo[*b*]thiophenes served as useful precursors of 6,7-thienobenzynes, thus expanding the range of synthesizable multisubstituted benzo[*b*]thiophenes. The utility of the method was demonstrated for the synthesis of various heteroatom-substituted benzothiophenes and the facile structural diversification of an EP4 antagonist that resulted in identification of a potent analog.

Conflicts of interest

There are no conflicts to declare.

Acknowledgements

This work was supported by AMED under Grant Numbers JP18am0101098 (Platform Project for Supporting Drug Discovery and Life Science Research (BINDS)) and JP18gm0910007 (CREST; T. Kobayashi and T. H.); JSPS KAKENHI Grant Numbers 15H03118 and 18H02104 (B; T. H.), 16H01133 and 18H04386 (Middle Molecular Strategy; T. H.), and 26350971 (C; S. Y.); Suntory Foundation for Life Sciences (S. Y.); Naito Foundation (S. Y.); and the Cooperative Research Project of Research Center for Biomedical Engineering.

Notes and references

- (a) K. Koike, Z. Jia, T. Nikaido, Y. Liu, Y. Zhao and D. Guo, *Org. Lett.*, 1999, **1**, 197–198; (b) R. S. Keri, K. Chand, S. Budagumpi, S. B. Somappa, S. A. Patil and B. M. Nagaraja, *Eur. J. Med. Chem.*, 2017, **138**, 1002–1033.
- For our study on bioactive benzo[*b*]thiophenes, see: S. Shimizu, T. Hosoya, M. Murohashi and S. Yoshida, WO 2013/118842, 2013.
- (a) M. Irie, *Chem. Rev.*, 2000, **100**, 1685–1716; (b) T. Yamamoto and K. Takimiya, *J. Am. Chem. Soc.*, 2007, **129**, 2224–2225.
- For selected reports on the synthesis of benzo[*b*]thiophenes, see: (a) B. L. Flynn, P. Verdier-Pinard and E. Hamel, *Org. Lett.*, 2001, **3**, 651–654; (b) I. Nakamura, T. Sato and Y. Yamamoto, *Angew. Chem., Int. Ed.*, 2006, **45**, 4473–4475; (c) S. Yoshida, H. Yorimitsu and K. Oshima, *Org. Lett.*, 2007, **9**, 5573–5576; (d) C. S. Bryan, J. A. Braunger and M. Lautens, *Angew. Chem., Int. Ed.*, 2009, **48**, 7064–7068; (e) L.-L. Sun, C.-L. Deng, R.-Y. Tang and X.-G. Zhang, *J. Org. Chem.*, 2011, **76**, 7546–7550; (f) T. Kunz and P. Knochel, *Angew. Chem., Int. Ed.*, 2012, **51**, 1958–1961; (g) T. Mori, T. Nishimura, T. Yamamoto, I. Doi, E. Miyazaki, I. Osaka and K. Takimiya, *J. Am. Chem. Soc.*, 2013, **135**, 13900–13913; (h) B. Wu and N. Yoshikai, *Angew. Chem., Int. Ed.*, 2013, **52**, 10496–10499.
- T. Morita, S. Yoshida, M. Kondo, T. Matsushita and T. Hosoya, *Chem. Lett.*, 2017, **46**, 81–84.
- For our studies on generation of various arynes from *o*-iodoaryl triflates with a silylmethyl Grignard reagent, see: (a) S. Yoshida, T. Nonaka, T. Morita and T. Hosoya, *Org. Biomol. Chem.*, 2014, **12**, 7489–7493; (b) S. Yoshida, K. Uchida, K. Igawa, K. Tomooka and T. Hosoya, *Chem. Commun.*, 2014, **50**, 15059–15062; (c) S. Yoshida, K. Uchida and T. Hosoya, *Chem. Lett.*, 2015, **44**, 691–693; (d) S. Yoshida, T. Morita and T. Hosoya, *Chem. Lett.*, 2016, **45**, 726–728; (e) K. Uchida, S. Yoshida and T. Hosoya, *Synthesis*, 2016, **48**, 4099–4109; (f) S. Yoshida, T. Yano, Y. Nishiyama, Y. Misawa, M. Kondo, T. Matsushita, K. Igawa, K. Tomooka and T. Hosoya, *Chem. Commun.*, 2016, **52**, 11199–11202; (g) S. Yoshida, Y. Nakamura, K. Uchida, Y. Hazama and T. Hosoya, *Org. Lett.*, 2016, **18**, 6212–6215; (h) T. Morita, Y. Nishiyama, S. Yoshida and T. Hosoya, *Chem. Lett.*, 2017, **46**, 118–121; (i) S. Yoshida, A. Nagai, K. Uchida and T. Hosoya, *Chem. Lett.*, 2017, **46**, 733–736; (j) S. Yoshida, K. Shimizu, K. Uchida, Y. Hazama, K. Igawa, K. Tomooka and T. Hosoya, *Chem.–Eur. J.*, 2017, **23**, 15332–15335.
- Y. Himeshima, T. Sonoda and H. Kobayashi, *Chem. Lett.*, 1983, **12**, 1211–1214.
- For selected recent reviews on arynes, see: (a) C. M. Gampe and E. M. Carreira, *Angew. Chem., Int. Ed.*, 2012, **51**, 3766–3778; (b) P. M. Tadross and B. M. Stoltz, *Chem. Rev.*, 2012, **112**, 3550–3577; (c) H. Yoshida and K. Takaki, *Heterocycles*, 2012, **85**, 1333–1349; (d) H. Miyabe, *Molecules*, 2015, **20**, 12558–12575; (e) S. Yoshida and T. Hosoya, *Chem. Lett.*,

- 2015, **44**, 1450–1460; (f) J.-A. García-López and M. F. Greaney, *Chem. Soc. Rev.*, 2016, **45**, 6766–6798; (g) J. Shi, Y. Li and Y. Li, *Chem. Soc. Rev.*, 2017, **46**, 1707–1719; (h) T. Roy and A. T. Biju, *Chem. Commun.*, 2018, **54**, 2580–2594.
- 9 For selected recent reports on arynes generated from *o*-silylaryl triflates, see: (a) S. Yoshida, Y. Hazama, Y. Sumida, T. Yano and T. Hosoya, *Molecules*, 2015, **20**, 10131–10140; (b) S. S. Bhojgude, D. R. Baviskar, R. G. Gonnade and A. T. Biju, *Org. Lett.*, 2015, **17**, 6270–6273; (c) J. Shi, D. Qiu, J. Wang, H. Xu and Y. Li, *J. Am. Chem. Soc.*, 2015, **137**, 5670–5673; (d) M. Pawliczek, L. K. B. Garve and D. B. Werz, *Org. Lett.*, 2015, **17**, 1716–1719; (e) S. Yoshida, K. Shimomori, T. Nonaka and T. Hosoya, *Chem. Lett.*, 2015, **44**, 1324–1326; (f) E. Demory, K. Devaraj, A. Orthaber, P. J. Gates and L. T. Pilarski, *Angew. Chem., Int. Ed.*, 2015, **54**, 11765–11769; (g) C. M. Holden, S. M. A. Sohel and M. F. Greaney, *Angew. Chem., Int. Ed.*, 2016, **55**, 2450–2453; (h) E. Yoshioka, M. Nishimura, T. Nakazawa, S. Kohtani and H. Miyabe, *J. Org. Chem.*, 2015, **80**, 8464–8469; (i) T. Ikawa, S. Masuda, A. Takagi and S. Akai, *Chem. Sci.*, 2016, **7**, 5206–5211; (j) Y. Li, D. Qiu, R. Gu, J. Wang, J. Shi and Y. Li, *J. Am. Chem. Soc.*, 2016, **138**, 10814–10817; (k) Y. Li, C. Mück-Lichtenfeld and A. Studer, *Angew. Chem., Int. Ed.*, 2016, **55**, 14435–14438; (l) X. Li, Y. Sun, X. Huang, L. Zhang, L. Kong and B. Peng, *Org. Lett.*, 2017, **19**, 838–841; (m) T. Kitamura, K. Gondo and J. Oyamada, *J. Am. Chem. Soc.*, 2017, **139**, 8416–8419; (n) J. B. Lin, T. K. Shah, A. E. Goetz, N. K. Garg and K. N. Houk, *J. Am. Chem. Soc.*, 2017, **139**, 10447–10455; (o) H. Xu, J. He, J. Shi, L. Tan, D. Qiu, X. Luo and Y. Li, *J. Am. Chem. Soc.*, 2018, **140**, 3555–3559; (p) P. Garg and A. Singh, *Org. Lett.*, 2018, **20**, 1320–1323; (q) V. G. Pandya and S. B. Mhaske, *Org. Lett.*, 2018, **20**, 1483–1486; (r) Y. Sumii, Y. Sugita, E. Tokunaga and N. Shibata, *ChemistryOpen*, 2018, **7**, 204–211; (s) P. Gouthami, L. N. Chavan, R. Chegondi and S. Chandrasekhar, *J. Org. Chem.*, 2018, **83**, 3325–3332.
- 10 S. M. Bronner and N. K. Garg, *J. Org. Chem.*, 2009, **74**, 8842–8843.
- 11 A complex mixture of products was obtained.
- 12 For selected reports on the synthesis of *o*-silylaryl triflates via the retro-Brook rearrangement, see: (a) D. Peña, A. Cobas, D. Pérez and E. Guitián, *Synthesis*, 2002, 1454–1458; (b) D. J. Atkinson, J. Sperry and M. A. Brimble, *Synthesis*, 2010, 911–913; (c) B. Michel and M. F. Greaney, *Org. Lett.*, 2014, **16**, 2684–2687.
- 13 For a review of the turbo Grignard reagent, see: R. L.-Y. Bao, R. Zhao and L. Shi, *Chem. Commun.*, 2015, **51**, 6884–6900.
- 14 (a) S. Yoshida and T. Hosoya, *Chem. Lett.*, 2013, **42**, 583–585; (b) S. Yoshida, T. Yano, Y. Misawa, Y. Sugimura, K. Igawa, S. Shimizu, K. Tomooka and T. Hosoya, *J. Am. Chem. Soc.*, 2015, **137**, 14071–14074; (c) S. Yoshida, H. Nakajima, K. Uchida, T. Yano, M. Kondo, T. Matsushita and T. Hosoya, *Chem. Lett.*, 2017, **46**, 77–80; (d) T. Matsuzawa, K. Uchida, S. Yoshida and T. Hosoya, *Org. Lett.*, 2017, **19**, 5521–5524.
- 15 L. Li, M.-C. Mathieu, D. Denis, A. G. Therien and Z. Wang, *Bioorg. Med. Chem. Lett.*, 2011, **21**, 734–737.
- 16 See the ESI† for details.