

# The European green toad, *Bufo viridis*, in Donaufeld (Vienna, Austria): status and size of the population

Amir Sistani<sup>1</sup>, Stephan Burgstaller<sup>1,2</sup>, Günter Gollmann<sup>1</sup>, Lukas Landler<sup>2</sup>

<sup>1</sup> University of Vienna, Department of Evolutionary Biology, Djerassiplatz 1, 1030 Vienna, Austria

<sup>2</sup> Institute of Zoology, University of Natural Resources and Life Sciences, Gregor-Mendel-Straße 33/I, 1180 Vienna, Austria

<http://zoobank.org/88158729-572F-4335-AC37-F533C76AEEBF>

Corresponding author: Günter Gollmann ([guenter.gollmann@univie.ac.at](mailto:guenter.gollmann@univie.ac.at))

Academic editor: Peter Mikulíček ♦ Received 21 September 2021 ♦ Accepted 3 November 2021 ♦ Published 18 November 2021

## Abstract

The European green toad, *Bufo viridis* (Laurenti, 1768), is a rare and protected species in Vienna. In spring and summer 2020, we conducted a survey to assess size and status of its population in Donaufeld, an agricultural area designated for real estate development. Recaptures of photographically registered toads allowed to estimate the population size with 137 individuals (confidence interval: 104–181). Comparatively large body size indicates the presence of a well-established population. Reproductive success was high in the study year. A mismatch mating of a male *B. viridis* with a female *Bufo bufo* was observed. Mitigation measures are needed to support this population facing imminent habitat deterioration.

## Key Words

Amphibia, Bufonidae, conservation, population ecology, urban environment

## Introduction

The European green toad, *Bufo viridis*, was described by Josephus Nicolaus Laurenti from Vienna, where he found it in dark clefts and hollows of the city's walls: "Habitat inter fissuras, seu cavernas murorum obscuras Viennæ" (Laurenti 1768). Ever since then, this species has survived in the expanding city, constantly shifting its distribution. Green toads have been characterized as steppe dwellers, adapted to dry open habitats with low gappy plant cover. In Central Europe *B. viridis* is regarded as a synanthropic species, occurring mainly in agricultural landscapes with a warm climate (Stöck et al. 2009). It also lives in gardens, parks and ruderal areas in urban environments (Kovács and Sas 2010; Kaczmarek et al. 2019; Konowalik et al. 2019).

In Vienna most of the previously occupied sites were no longer inhabited by the 1980s (Cabela 1990). This decline was attributed to the obliteration of summer habitats, intensification of road traffic, destruction of breeding

sites, and application of biocides in agriculture (Cabela 1990). Green toads lived up to their reputation as a pioneer species, rapidly colonizing newly created water bodies such as the Marchfeldkanal, an irrigation channel constructed for improving ground water supply in an arable region east of Vienna (Cabela and Girolla 1994), as well as ponds and bays on the Danube Island (Cabela et al. 2003). Owing to succession, most of these places were quickly abandoned by the toads. A survey of the northern and southern outskirts of Vienna yielded a number of new breeding sites in 2010 (Csarman et al. 2010); several of which were no longer occupied seven years later (pers. obs.). More recently, *B. viridis* turned up in quarters closer to the city center, such as a park in a housing estate built at the site of a former railway station (Csarman 2012), or commercial gardening areas in Simmeringer Haide (Staufner 2018).

*Bufo viridis* was also sighted in Donaufeld, an agricultural area that has been assigned to real estate development. Until 2016, no amphibian species had been record-

ed from there in the Austrian Herpetofaunistic Data Base (HFDÖ; Schweiger et al. 2016). Despite its high protection status – *B. viridis* is included in Annex IV of the Habitats Directive and designated a priority species in Vienna’s Nature Conservation Ordinance – the species was largely neglected in pertinent planning processes. This imminent threat prompted us to initiate a survey of the population, to assess its size and status. In the course of this investigation, we unexpectedly also observed the presence of another toad species, *Bufo bufo* (Linnaeus, 1758).

## Methods

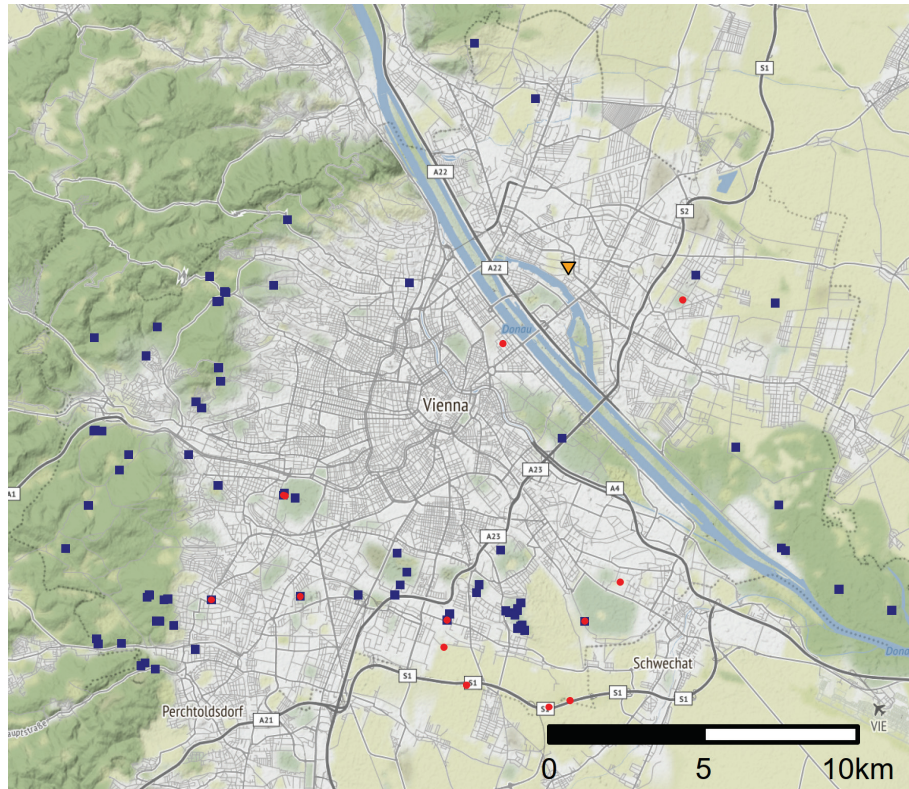
### Study Area

Donaufeld is located north of Alte Donau, a former branch of the river Danube which was converted into a recreational lake in the course of river regulation in the late 19th century. At that time, the floodplain forest was cleared and the area developed for commercial gardening. It is a flat, open area of about 66 ha, which in the study year presented a rural appearance, consisting of a mosaic of farms growing vegetables and fruit, allotment garden areas, fallows, and arable fields (many of the gardeners had sold their properties to real estate developers). This area is isolated by large expanses of built-up areas and major roads from the nearest previously known breeding sites of both *B. viridis* and *B. bufo* (Fig. 1).

Donaufeld has no natural water bodies. There were a few small ponds on private property, of which only one could be surveyed regularly. Most observations of green toads were made in a shallow sealed depression located beside the road called “An der Schanze” (48.2484°N, 16.4255°E), which was filled with water from an irrigation pipe in late April. Henceforth, we refer to this puddle as “the breeding site”.

### Field Work

The area was surveyed from 22 April to 19 July 2020 two or three times a week during the evening hours and at night, resulting in 30 visits. The following data were recorded from all captured toads: snout-vent length (SVL), body mass, sex and the exact location of the individual. To keep the toads in temporarily safe custody, several plastic buckets were used. Snout-vent length was measured with vernier-calipers to the nearest 0.1 mm. Body mass was weighed with a digital micro-scale (Model: Hoosiwee Präzision Taschenwaage, 1000 g) to the nearest 0.1 g. For weighing the toads, a plastic measuring cup was placed on the scale. Sex was determined by morphological and behavioural features, in particular the nuptial pads of the front legs, the distinct mating call of the males as well as the male exclusive release call. Toads below 50 mm SVL without male characters were classified as juveniles. Photographs of the dorsal pattern of the toads were taken in a



**Figure 1.** Map of Vienna showing the location of the breeding site in Donaufeld (triangle) and breeding sites of *B. viridis* (red circles) and *B. bufo* (blue squares) recorded in 2015 and 2016 (Schweiger et al. 2016). Source: OpenStreetMap contributors (2020) Planet dump [Data file from 20 September 2021].

plastic box with in-glued shrink-wrapped millimeter paper. In addition, the presence of tadpoles and metamorphs was recorded at the breeding site, but no formal attempts at estimating their numbers were undertaken.

## Individual Identification

To support individual identification of toads from the photographs, the program IBEIS was used (Crall 2020). This is a follow-up version of the software HotSpotter (Crall et al. 2013), which performed best in a pilot study with photos of green toads (Burgstaller et al. 2021). For these comparisons, the head region from the snout to the front back, including the parotid glands, was determined as region of interest. All pictures were also checked visually, to avoid overlooking any identification.

## Data analysis

All analyses and data plots were made in R (R Core Team 2020). The median for body mass and SVL for each individual was calculated and then screened for outliers using the *boxplot* function in R, identified outliers were then removed from the data set before plotting and analyses of SVL and mass. Weather data were obtained from the “Zentralanstalt für Meteorologie und Geodynamik” from weather station Donauefeld (48.2572°N, 16.4314°E). For plotting these data, a 3-day average for temperature and daily summed rain was used.

For demographic analysis we used the function *openCR.fit* (package *openCR* (Efford 2020)) and estimated the population size using the Jolly-Seber-Schwarz-Arnason model for open populations (type ‘JSSAb’ in *openCR*). The full model included two time variables (continuous and non-continuous time effects) for the parameters apparent survival, entry and detection probability. We performed AIC-based model selection of all combinations. The model with the lowest AIC and without any possible maximization errors was then used to estimate the population size (Burnham and Anderson 2002).

## Results

A total of 170 capture events of green toads were recorded, from which 79 individuals were identified. Of the 79 individuals, 61 were males, 15 females and 3 juveniles. Most individuals were captured only once, but a few were frequently recaptured, up to 9 times (Table 1). Most captures were made in late April and May, the last adult was captured on 26 June 2020 (Fig. 2). Capture frequency showed no clear relation to weather conditions.

Average snout-vent length of the males was 70.8 mm (SD: 3.81 mm), females were on average larger with a SVL of 78.2 mm (SD: 5.2 mm) (Fig. 3). Average SVL of the juveniles was 43.8 mm (SD: 3.4 mm). Mean body mass of the males was 42.0 g (SD: 5.57 g), the value for females was 52.0 g (SD: 13.3 g). The juveniles weighed on average 10.1 g (SD: 1.4 g).

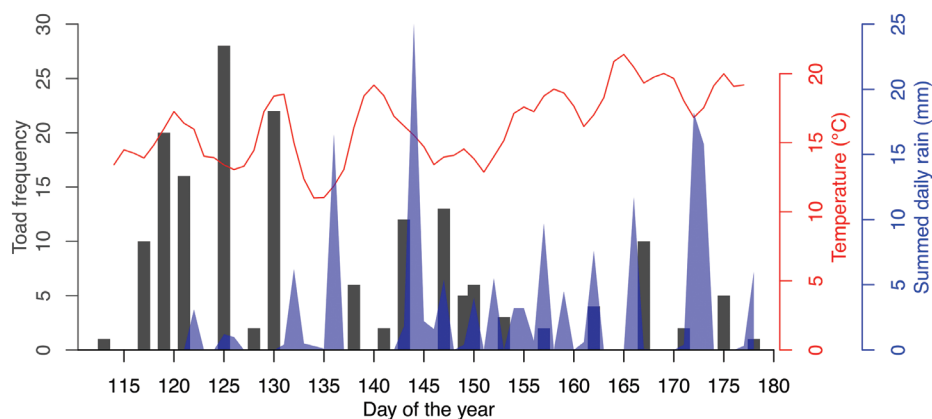
The best demographic model (AICc = 961.9) included non-continuous time for capture probability, however, all other parameters were not time dependent (see supplementary file 1: Table S1). The population size was estimated with 137 (confidence interval: 104–181) individuals. Capture probability was highest towards the beginning of the monitoring effort and decreased in the second half of the sampling period. The second-best model had already a considerably higher AICc (973.4), therefore, no model averaging was considered.

From 5 May to the middle of June 2020, large numbers of tadpoles were observed at the breeding site. The first metamorph was recorded there on 15 June. Metamorphosis of hundreds of toadlets continued during the following weeks.

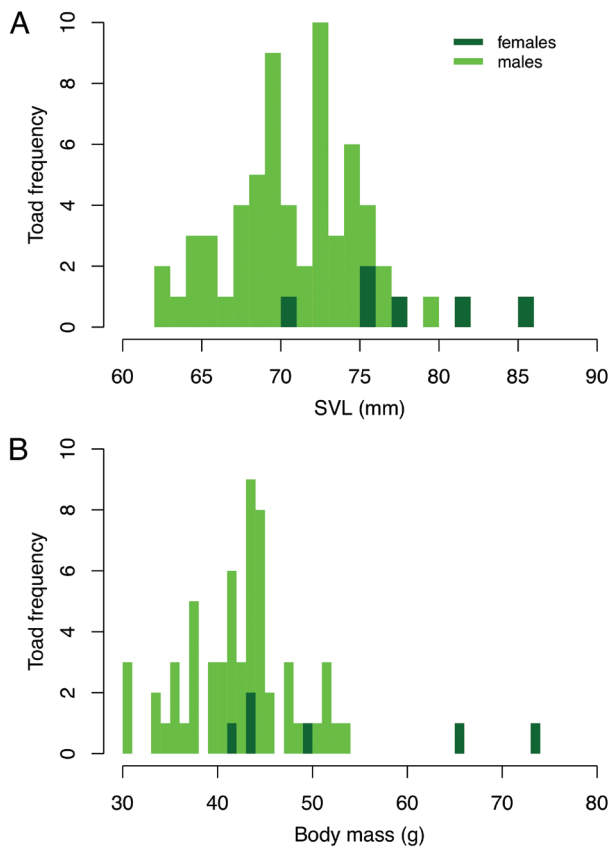
Besides green toads, also common toads, *B. bufo*, were encountered in Donauefeld. On 28 April a single male was observed on the road approximately 200 m

**Table 1.** Capture frequencies of *B. viridis* in Donauefeld.

	Number of captures									
	1	2	3	4	5	6	7	8	9	10
Males	27	14	7	4	5	1	1	0	1	1
Females	13	2	0	0	0	0	0	0	0	0
Juveniles	2	1	0	0	0	0	0	0	0	0



**Figure 2.** Captures of *B. viridis* (Toad frequency = number of captures) and weather conditions during the sampling period.



**Figure 3.** Distribution of snout-vent length and body mass of adult *B. viridis* (Toad frequency = number of individuals; for toads captured more than once, median values of the measurements were used).



**Figure 4.** Amplexus of male *B. viridis* with female *B. bufo* (30 April 2020).

west of the breeding site, close to a blackberry farm. On 30 April a pair of common toads in amplexus was found at the breeding site, as well as a mismatch amplexus of a green toad male with a common toad female (Fig. 4).

## Discussion

Our survey confirmed the presence of a *B. viridis* population in Donauefeld whose size was larger than expected based upon the scanty information previously available. If we consider the whole study area, and not only the breeding site, the size of the adult population is probably underestimated by the recapture analysis. The strongly male-biased sex ratio in our sample is typical for studies centered on water bodies where the males spend more time than the females who just visit for mating and spawning (Kovács and Sas 2010; Kaczmarski et al. 2019). Observed activity showed no clear relation to weather conditions, presumably because water supply for the main spawning site was largely independent of precipitation. Reproductive success was high in the year 2020, albeit at a single breeding site.

Size structure indicates the presence of a well-established population. Snout-vent length in *B. viridis* is related to age, and to a minor extent also to habitat quality (Sinsch et al. 2007). Green toads in Donauefeld were larger and heavier than those studied in Rudolf-Bednar-Park, another recently discovered population in central Vienna. There SVL averaged 64.9 mm for males and 68.8 mm for females in 2016, whereas mean body mass was 29.8 g for males and 37.3 g for females (Wappler and Heyer 2016). This difference may be caused by age structure, due to higher survival and perhaps less regular breeding success in Donauefeld, by better growing conditions in Donauefeld, or by a combination of both.

Generally, the two toad species appear spatially segregated in Central Europe, with *B. bufo* living in woods and breeding in large permanent ponds, and *B. viridis* inhabiting open areas and spawning in shallow, temporary water bodies. In Warsaw, spatial separation of the two species increased over time, with *B. viridis* surviving closer to the city center, and *B. bufo* at its periphery (Mazgajska and Mazgajski 2020). Also in Rome, green toads – now assigned to *Bufo balearicus* (Böttger, 1880) – did not breed in ponds where *B. bufo* was present (Ensabella et al. 2003). Different choice of habitats and the ability of *B. bufo* to tolerate lower temperatures and the presence of fish may explain this pattern, whereas the role of competition remained unstudied (Ensabella et al. 2003). In a laboratory experiment with animals collected north of Vienna, tadpoles of *B. viridis* were superior competitors in relation to *B. bufo* (Katzmann et al. 2003).

In extensive garden areas, both species apparently find suitable terrestrial habitats. Low population densities and scarcity of water bodies may promote their syntopic occurrence and mismatching matings (Zavadil and Roth 1997; Duda 2008). Most offspring of these interspecific

matings die in early developmental stages (Hertwig et al. 1959; Canestrelli et al. 2017), but occasionally some survive to adulthood. An adult male hybrid was found in a garden pond in Perchtoldsdorf, south of Vienna (Duda 2008). Further investigations of interactions between the two species in Donaufeld should be worthwhile.

## Conclusion

Our results demonstrated the presence of a reproductively active population of *B. viridis* in Donaufeld. Subsequently, conservation authorities decided that a new pond has to be constructed before the existing breeding site may be destroyed in building activities. This measure may save the population in the near future. If, eventually, much of the open areas disappear in the course of housing devel-

opment, the chances for survival of the green toads there will severely decrease.

## Acknowledgements

We thank Harald Illsinger for introducing us to the study area, and for his untiring dedication to preserving the biodiversity there. Capture and handling of the toads was authorized by permit MA 22 – 984143-2015-5 from the municipality of Vienna.

We thank the ZAMG for providing the meteorological data. Map data copyrighted OpenStreetMap contributors and available from <https://www.openstreetmap.org>. LL is supported by the Austrian Science Fund (FWF, Grant Number: P32586). Open access funding provided by University of Vienna.

## References

- Burgstaller S, Gollmann G, Landler L (2021) The green toad example: a comparison of pattern recognition software. *North-Western Journal of Zoology* 17: 96–99.
- Burnham KP, Anderson DR (2002) *Model Selection and Multimodel Inference: A Practical Information-Theoretic Approach*. 2nd ed. Springer, New York, xxvi + 488 pp.
- Cabela A (1990) Wechselkröte. In: Tiedemann F (Ed) *Lurche und Kriechtiere Wiens*. J & V, Vienna, 73–79.
- Cabela A, Girolla L (1994) Die Erstbesiedlung des Marchfeldkanals durch Amphibien (Amphibia; Wien, Niederösterreich). *Herpetozoa* 7: 109–138.
- Cabela A, Gressler S, Teuffl H, Ellinger N (2003) Neu geschaffene Uferstrukturen im Stauraum Freudenau und Folienteiche auf der Wiener Donauinsel: Eine Studie über ihre Wirksamkeit als Trittsteinbiotope für Amphibien. *Denisia* 10: 101–142.
- Canestrelli D, Bisconti R, Chiochio A, Maiorano L, Zampiglia M, Nascetti G (2017) Climate change promotes hybridisation between deeply divergent species. *PeerJ* 5: e3072. <https://doi.org/10.7717/peerj.3072>
- Crall JP (2020) IBEIS: Image based ecological information system. Available from: <https://github.com/Erotemic/ibeis#readme>.
- Crall JP, Stewart CV, Berger-Wolf TY, Rubenstein DI, Sundaresan SR (2013) Hotspotter—patterned species instance recognition. In: 2013 IEEE workshop on applications of computer vision (WACV). IEEE, 230–237. <https://doi.org/10.1109/WACV.2013.6475023>
- Csarmann E (2012) Expertise zur Situation der Wechselkröte (*Bufo viridis*) am Nordbahnhofgelände in Wien. Magistratsabteilung 22 - Umweltschutz, Vienna, 18 pp.
- Csarmann E, Ruzek S, Waringer-Löschenkohl A (2010) Wechselkröten (*Bufo viridis*) in den Randgebieten von Wien. Magistratsabteilung 22 - Umweltschutz, Vienna, 67 pp.
- Duda M (2008) First record of a natural male hybrid of *Bufo* (*Pseudepidaea*) *viridis* LAURENTI, 1768 and *Bufo* (*Bufo*) *bufo* LINNEUS, 1758 from Austria. *Herpetozoa* 20: 184–186.
- Efford M (2020) openCR: open population capture–recapture. Available from: <https://CRAN.R-project.org/package=openCR/>
- Ensabella F, Loriga S, Formichetti P, Isotti R, Sorace A (2003) Breeding site selection of *Bufo viridis* in the city of Rome (Italy). *Amphibia-Reptilia* 24: 396–400. <https://doi.org/10.1163/156853803322440853>
- Hertwig G, Weiss I, Ziemann C (1959) Unterschiedliche Ergebnisse reziproker Kreuzungen der drei europäischen Krötenarten unter besonderer Berücksichtigung ihrer Kern- und Zellgrößen. *Biologisches Zentralblatt* 78: 675–702.
- Kaczmarek M, Szala K, Kloskowski J (2019) Early onset of breeding season in the green toad *Bufo viridis* in Western Poland. *Herpetozoa* 32: 109–112. <https://doi.org/10.3897/herpetozoa.32.e35825>
- Katzmann S, Waringer-Löschenkohl A, Waringer JA (2003) Effects of inter- and intraspecific competition on growth and development of *Bufo viridis* and *Bufo bufo* tadpoles. *Limnologica* 33: 122–130. [https://doi.org/10.1016/S0075-9511\(03\)80041-5](https://doi.org/10.1016/S0075-9511(03)80041-5)
- Konowalik A, Najbar A, Konowalik K, Dylewski Ł, Frydlewicz M, Kisiel P, Starzecka A, Zalesna A, Kolenda K (2019) Amphibians in an urban environment: a case study from a central European city (Wrocław, Poland). *Urban Ecosystems*, 23: 235–243. <https://doi.org/10.1007/s11252-019-00912-3>
- Kovács E-H, Sas I (2010) Aspects of breeding activity of *Bufo viridis* in an urban habitat: a case study in Oradea, Romania. *Biharean Biologist*, 4(1): 73–77.
- Laurenti JN (1768) *Specimen medicum, exhibens synopsis reptilium emendatum cum experimentis circa venena et antidota reptilium Austriacorum*. Trattner, Vienna. 214 pp. + 5 Tab. <https://doi.org/10.5962/bhl.title.5108>
- Mazgajska J, Mazgajski TD (2020) Two amphibian species in the urban environment: changes in the occurrence, spawning phenology and adult condition of common and green toads. *The European Zoological Journal* 87: 170–179. <https://doi.org/10.1080/24750263.2020.1744743>
- R Core Team (2020) R: A language and environment for statistical computing. R Foundation for Statistical Computing, Vienna, Austria. Available from: <https://www.R-project.org/>.
- Schweiger S, Gassner G, Gollmann G, Gollmann B, Leeb C, Waringer-Löschenkohl A, Wöss G, Grillitsch H (2016) Erhebung der Amphibienlaichgewässer in Wien – “Laichgewässerkartierung 2015 und 2016”. Wiener Umweltschutzabteilung – MA 22, Vienna, 96 pp.

- Sinsch U, Leskovar C, Drobig A, König A, Grosse W-R (2007) Life-history traits in green toad (*Bufo viridis*) populations: indicators of habitat quality. *Canadian Journal of Zoology* 85: 665–673. <https://doi.org/10.1139/Z07-046>
- Staufner M (2018) Schutzkonzept für die Wechselkröte (*Bufo viridis*) in den Gemüseanbaugebieten der Simmeringer Haide, Wien – Grundlagenenerhebungen und Maßnahmenvorschläge. Wiener Umweltschutzabteilung – MA 22, Vienna, 43 pp.
- Stöck M, Roth P, Podloucky R, Grossenbacher K (2009) Wechselkröten unter Berücksichtigung von *Bufo viridis viridis* Laurenti, 1768; *Bufo variabilis* (Pallas, 1769); *Bufo boulengeri* Lataste, 1879; *Bufo balearicus* Böttger, 1880 und *Bufo siculus* Stöck, Sicilia, Belfiore, Lo Brutto, Lo Valvo und Arculeo, 2008. In: Grossenbacher K (Ed) *Handbuch der Reptilien und Amphibien Europas, Band 5/II, Froschlurche (Anura) II (Hylidae, Bufonidae)*. AULA-Verlag, Wiesbaden, 413–498.
- Wapfl C, Heyer E (2016) Big City Life: Investigating the population of European green toads (*Bufo viridis*) at the Rudolf-Rednar-Park. Universität Wien, Vienna, 24 pp.
- Zavadil V, Roth P (1997) Natural hybridization between *Bufo viridis* and *Bufo bufo* in the Doupovské hory Hills (northwest Bohemia, Czech Republic) with general comments on hybridization of Euro-

pean green and common toads. In: Böhme W, Bischoff W, Ziegler T (Eds) *Herpetologia Bonnensis*. SEH, Bonn, 401–404.

## Supplementary material 1

**Table S1.** The ten best population models from model selection

Authors: Amir Sistani, Stephan Burgstaller, Günter Gollmann, Lukas Landler

Data type: Adobe PDF file

Explanation note: Shown are the model formula,  $\Delta AICc$  and the estimate for the population size (Super N).

Copyright notice: This dataset is made available under the Open Database License (<http://opendatacommons.org/licenses/odbl/1.0/>). The Open Database License (ODbL) is a license agreement intended to allow users to freely share, modify, and use this Dataset while maintaining this same freedom for others, provided that the original source and author(s) are credited.

Link: <https://doi.org/10.3897/herpetozoa.34.e75578.suppl1>