

Figure S1.(A) Scatter plots for effect sizes of SNPs for *family.Bacteroidaceae* Esophageal cancer. (B) Leave-one-out sensitivity analysis for *family.Bacteroidaceae* Esophageal cancer. Abbreviations : SNP, single nucleotide polymorphism.

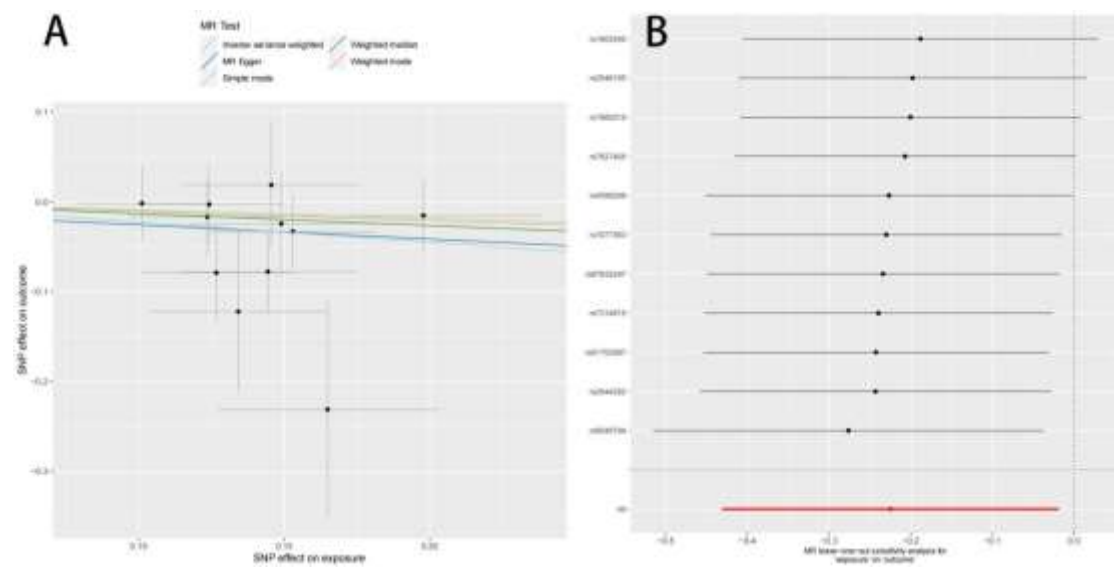


Figure S2.(A) Scatter plots for effect sizes of SNPs for *family.Victivallaceae*. Esophageal cancer. (B) Leave-one-out sensitivity analysis for *family.Victivallaceae*. Esophageal cancer. Abbreviations : SNP, single nucleotide polymorphism.

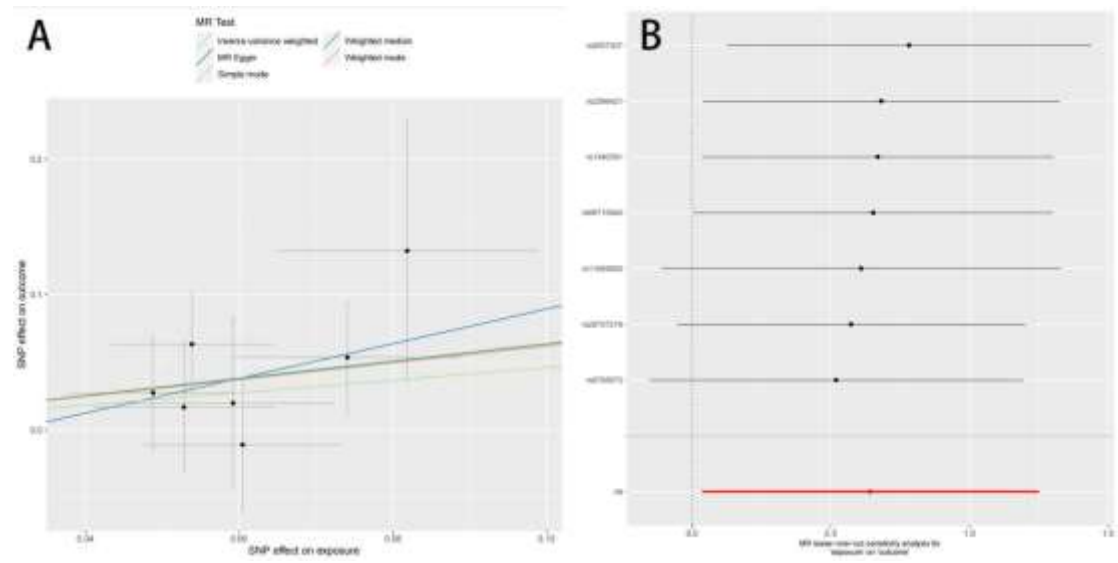


Figure S4.(A) Scatter plots for effect sizes of SNPs for *genus.Bacteroides* Esophageal cancer. (B) Leave-one-out sensitivity analysis for *genus.Bacteroides* Esophageal cancer. Abbreviations : SNP, single nucleotide polymorphism.

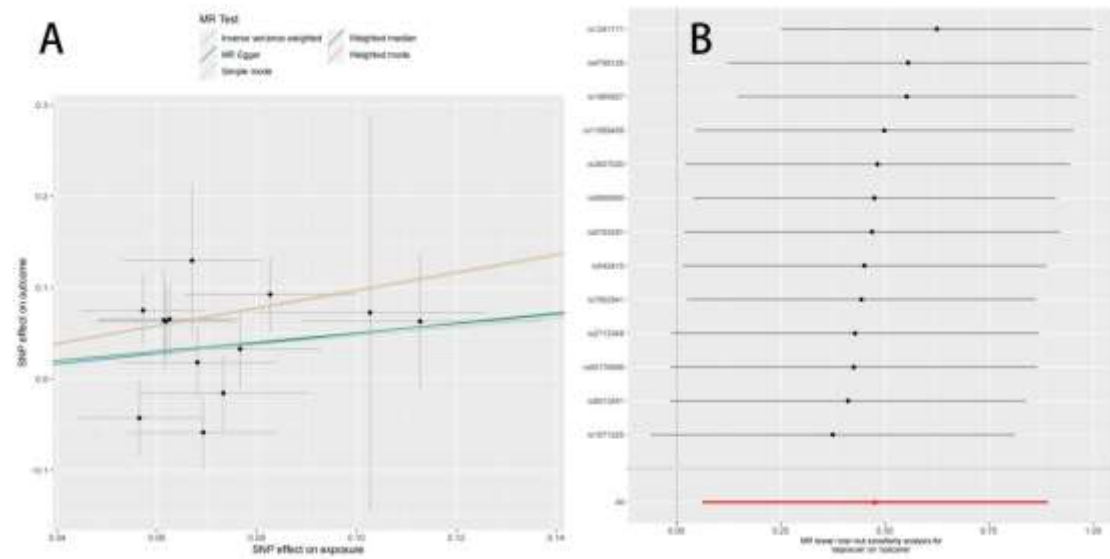


Figure S5.(A) Scatter plots for effect sizes of SNPs for *genus.Bilophila* Esophageal cancer. (B) Leave-one-out sensitivity analysis for *genus.Bilophila* Esophageal cancer. Abbreviations : SNP, single nucleotide polymorphism.

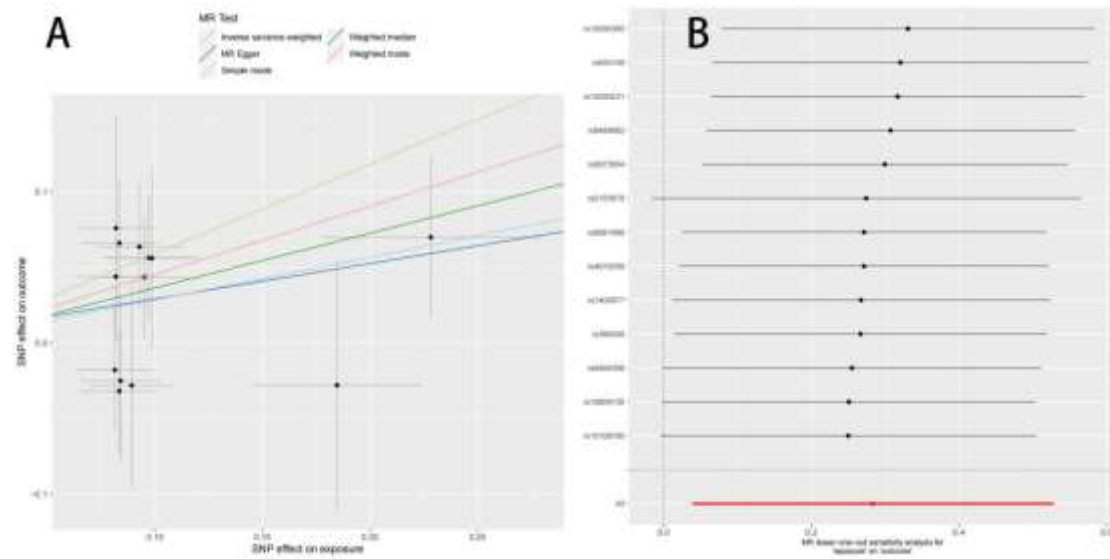


Figure S6.(A) Scatter plots for effect sizes of SNPs for *genus.CandidatusSoleaferrea* Esophageal cancer. (B) Leave-one-out sensitivity analysis for *genus.CandidatusSoleaferrea* Esophageal cancer. Abbreviations : SNP, single nucleotide polymorphism.

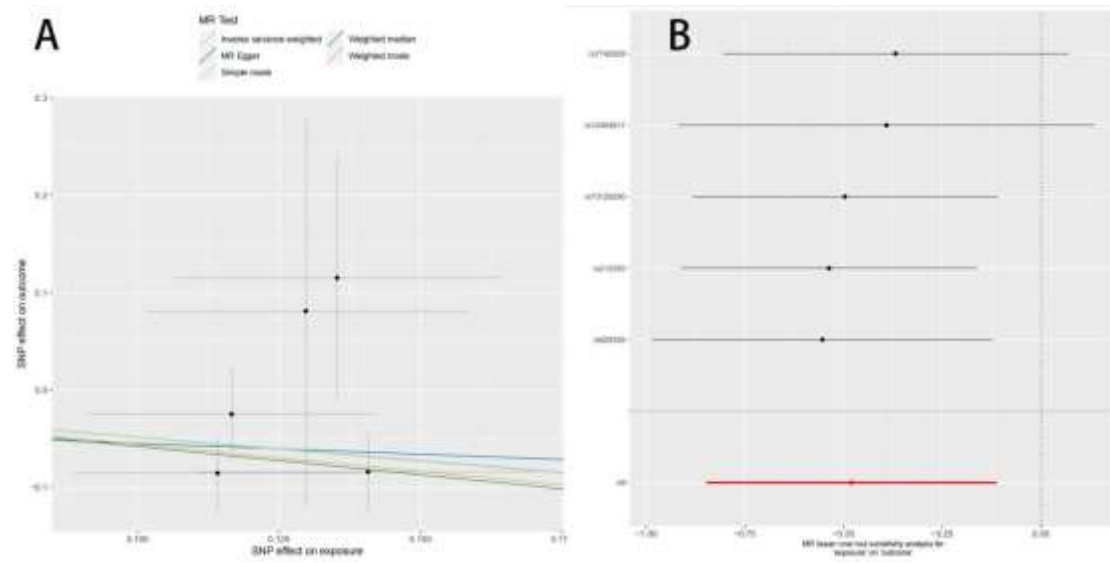


Figure S7.(A) Scatter plots for effect sizes of SNPs for *genus.Catenibacterium* Esophageal cancer. (B) Leave-one-out sensitivity analysis for *genus.Catenibacterium* Esophageal cancer. Abbreviations : SNP, single nucleotide polymorphism.

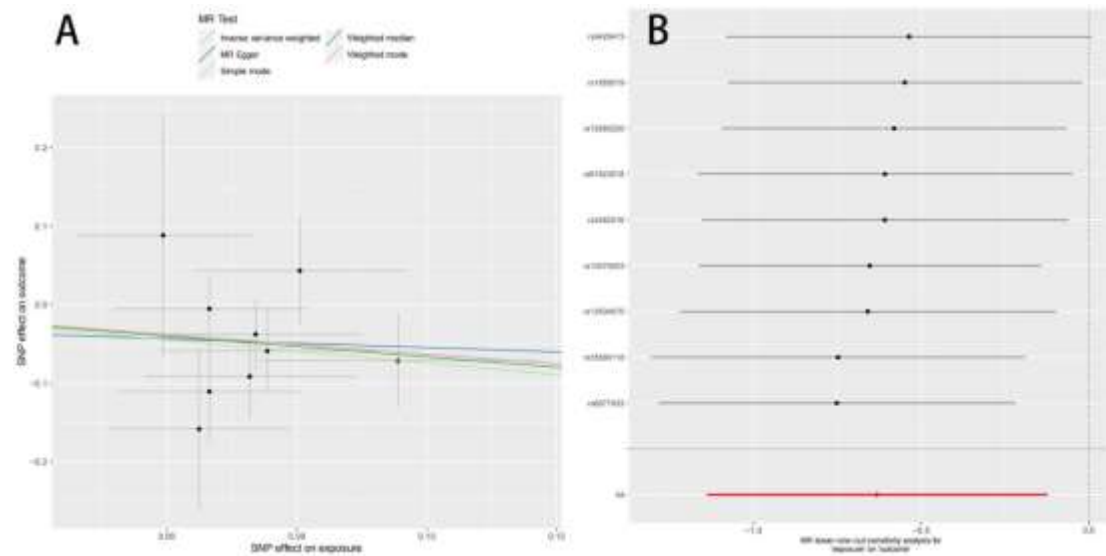


Figure S8.(A) Scatter plots for effect sizes of SNPs for *genus.Coproccoccus2* Esophageal cancer. (B) Leave-one-out sensitivity analysis for *genus.Coproccoccus2* Esophageal cancer. Abbreviations : SNP, single nucleotide polymorphism.

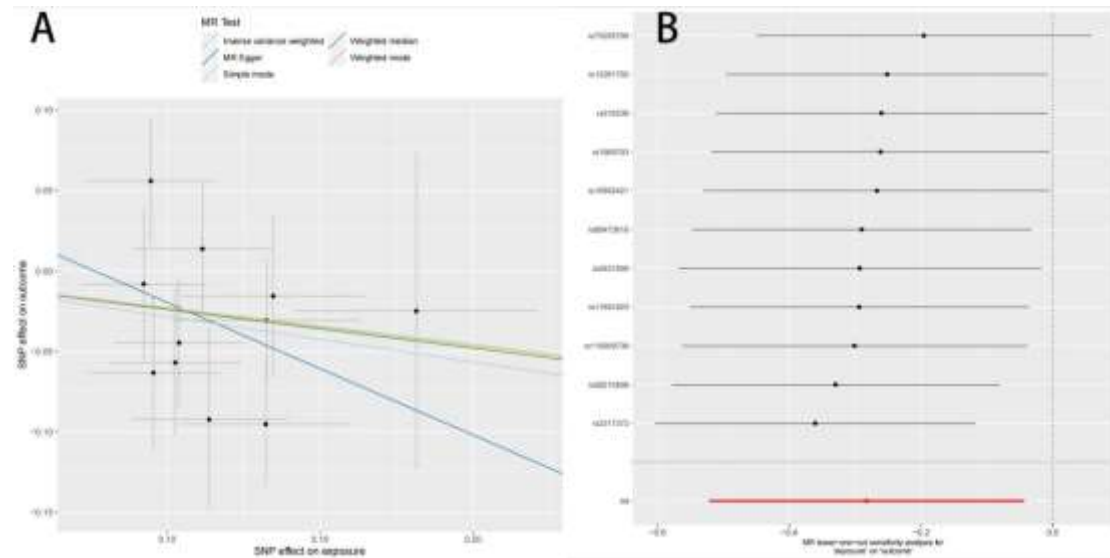


Figure S9.(A) Scatter plots for effect sizes of SNPs for *genus.unknowngenus.id.959* Esophageal cancer. (B) Leave-one-out sensitivity analysis for *genus.unknowngenus.id.959* Esophageal cancer. Abbreviations : SNP, single nucleotide polymorphism.

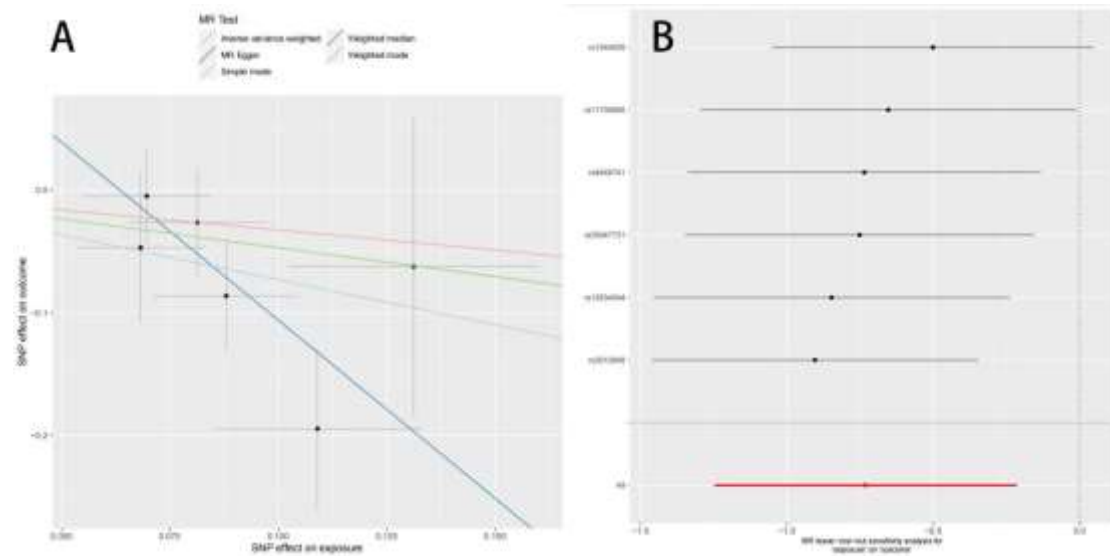


Figure S10.(A) Scatter plots for effect sizes of SNPs for *genus.unknowngenus.id.1868* Esophageal cancer. (B) Leave-one-out sensitivity analysis for *genus.unknowngenus.id.1868* Esophageal cancer. Abbreviations : SNP, single nucleotide polymorphism.