



Universal features of annealing and aging in compaction of granular piles

Paula A. Gago^{a,1} and Stefan Boettcher^{b,1,2}

^aDepartment of Earth Science and Engineering, Imperial College London, London SW7 2BP, United Kingdom; and ^bDepartment of Physics, Emory University, Atlanta, GA 30322

Edited by Harry L. Swinney, University of Texas at Austin, Austin, TX, and approved November 11, 2020 (received for review June 19, 2020)

This paper links the nonequilibrium glassy relaxation behavior of otherwise athermal granular materials to those of thermally activated glasses. Thus, it demonstrates a much wider universality among complex glassy materials out of equilibrium. Our three-dimensional molecular dynamics simulations, fully incorporating friction and inelastic collisions, are designed to reproduce experimental behavior of tapped granular piles. A simple theory based on a dynamics of records explains why the typical phenomenology of annealing and aging after a quench should extend to such granular matter, activated by taps, beyond the more familiar realm of polymers, colloids, and magnetic materials that all exhibit thermal fluctuations.

aging | glass | granular | record dynamics | annealing

In thermodynamic systems, physical aging arises when disordered systems fall out of equilibrium after a sudden quench through the glass transition into a glassy regime where relaxation timescales begin to exceed experimental timescales at low temperature, high density, low shear, and so on (1). The experimental observation of “anomalous” nonequilibrium events (2–8) has established intermittency as key property of the relaxation dynamics commonly referred to as “aging” (9) in a wide variety of glassy materials. Spin-glass thermoremanent magnetic data (10), magnetic flux creep in type-II high- T_c superconductors (11), and particle motion data in dense colloids (12, 13) have all been interpreted using the statistics of “quakes,” that is, rare, localized events which lead the system from one of its metastable states to the next.

The classic experiments on the “Chicago pile” (14, 15) have established the slow dynamic nature of the relaxation in tapped granular piles. Unlike for fluctuating thermodynamic systems (15), a tap is needed for a cycle of momentary acceleration of the grains, followed by complete dissipation. By measuring the density evolution of a tapped column of grains, ref. 14 reported that, for low-intensity taps, changes in density are logarithmic in time (measured in taps). Remarkably, such logarithmic behavior is also characteristic of relaxation in thermal systems (16–18). For the pile, this logarithmic density evolution has been successfully modeled using the parking-lot model for compaction (14, 19), which has been noted as an example of event-driven dynamics (20). The events driving the long-time relaxation behavior in granular experiments are unclear. Such granular piles have been shown to fall out of equilibrium when the energy infused by tapping is insufficient to break all contacts between grains during each tap (21). How changes within the pile, for example in its contact network, relax the free energy and increase its density remains largely unexplored.

Here, we study the relaxation of the Chicago pile in molecular dynamics (MD) simulations and show that the ensuing nonequilibrium aging phenomenology is surprisingly similar to other glassy systems. Density fluctuations are induced athermally through a cycle of taps imposed externally to briefly accelerate the grains upward. Kinetic energy is completely dissipated through friction before the application of a new tap. First, we

establish that the granular pile exhibits annealing behavior comparable to glassy polymer or colloidal systems, shown in Fig. 1. To that end, we anneal the pile repeatedly from an equilibrated, highly agitated regime into a completely jammed state over a wide range of fixed speeds by which the acceleration amplitude is gradually reduced. The system falls apparently out of equilibrium below a certain level of agitation, akin to a glass transition (16, 18, 22–24), by attaining densities that systematically vary with the speed. Then, we study the aging dynamics following the conventional protocol of quenching instantly, at infinite speed, from the equilibrated into the nearly jammed regime of agitation, well below the observed glass transition but still sufficiently agitated to discern its relaxation. The evolution of density on average reproduces the logarithmic rise found in the Chicago experiment. We can attribute this slow rise to a hyperbolic deceleration in the rate of irreversible events by which grains progressively solidify in their neighborhood matrix. These events are signaled by a geometric rearrangement of a grain reaching a new record in its number of contacts.

Significance

We explore the compaction dynamics of a granular pile after a hard quench from a liquid into the glassy regime. First, we establish that the otherwise athermal granular pile during tapping exhibits annealing behavior comparable to glassy polymer or colloidal systems. Like those other systems, the pile undergoes a glass transition and “freezes” into different nonequilibrium glassy states at low agitation for different annealing speeds, starting from the same initial equilibrium state at high agitation. Then, we quench the system instantaneously from the highly agitated state to below the glass transition regime to study the ensuing aging dynamics. In this classic aging protocol, the density increases (i.e., the potential energy of the pile decreases) logarithmically over several decades in time. Instead of system-wide, thermodynamic measures, here we identify the intermittent, irreversible events (“quakes”) that actually drive the glassy relaxation process. We find that the event rate decelerates hyperbolically, which explains the observed increase in density when the integrated contribution to the downward displacements is evaluated. We argue that such a hyperbolically decelerating event rate is consistent with a log-Poisson process, also found as a universal feature of aging in many thermal glasses.

Author contributions: P.A.G. and S.B. designed research, performed research, analyzed data, and wrote the paper.

The authors declare no competing interest.

This article is a PNAS Direct Submission.

This open access article is distributed under Creative Commons Attribution-NonCommercial-NoDerivatives License 4.0 (CC BY-NC-ND).

¹P.A.G. and S.B. contributed equally to this work.

²To whom correspondence may be addressed. Email: sboettc@emory.edu.

This article contains supporting information online at <https://www.pnas.org/lookup/suppl/doi:10.1073/pnas.2012757117/-DCSupplemental>.

First published December 14, 2020.

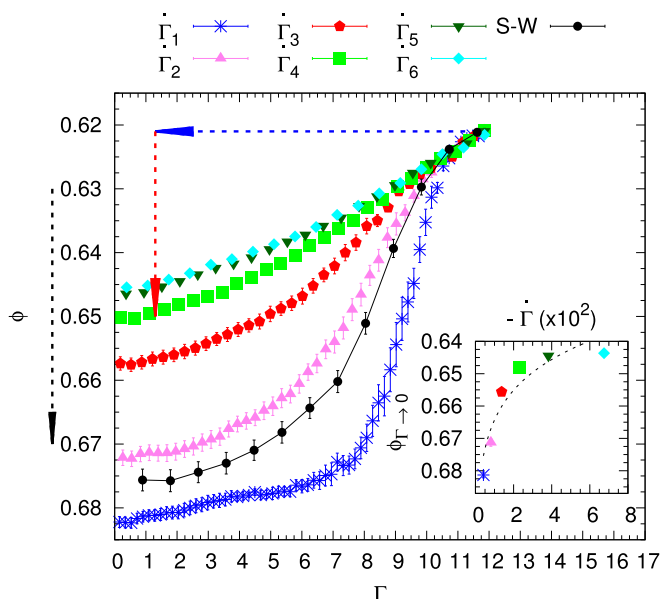


Fig. 1. Average packing fraction ϕ as a function of the dimensionless acceleration Γ during different annealing protocols, all initiated after sufficient equilibration at $\Gamma_{\text{high}} = 12$. For reference, a protocol (S–W) with stepwise decrements of $-\Delta\Gamma = 0.92$, imposed after 150 taps at each Γ , similar to the Chicago experiments (14, 15), was adopted to create the “reversible branch.” In the other simulations, the acceleration Γ was gradually reduced after each tap at various constant decrements such that $-\dot{\Gamma}_i = v_i \times 10^{-2}$ with $v_1 = 0.279$, $v_2 = 0.808$, $v_3 = 1.373$, $v_4 = 2.334$, $v_5 = 3.83$, and $v_6 = 6.747$. Results are averaged over 10 independent realizations, with error bars corresponding to the SEM. In turn, the arrows indicate the aging protocol: An instantaneous quench from Γ_{high} to a finite $\Gamma_q = 1.3$ (arrow left), well below the glass transition, is executed after which system properties are traced as a function of time/taps (arrow down), as shown in Figs. 2 and 3. (Inset) Plot of the terminal plateau value $\langle\phi_{\Gamma \rightarrow 0}\rangle$ reached for $\Gamma < 1$ in the main panel as a function of annealing speed $-\dot{\Gamma}$. The dotted line is $\langle\phi_{\Gamma \rightarrow 0}\rangle \sim 0.696 - 0.026(-\dot{\Gamma})^{1/4}$, merely to guide the eye.

Materials and Methods

Methods. We employ a numerical implementation inspired by the experimental setup used for the Chicago experiment. Our pile consists of 60,000 bidisperse spheres 1 to 1.02 mm in diameter contained in a vertical cylinder of 2.4-cm diameter. The resulting column height is about 11.5 cm. A minute bidispersity, in equal proportion, was introduced in order to prevent crystallization and the grain diameter ratio was chosen to avoid segregation.

We use MD, in particular the implementation of the soft spheres (25) model provided by the LIGGGHTS (LAMMPS improved for general granular and granular heat transfer simulations) (26) open source software. Within LIGGGHTS, we apply a Hertz model for the grain–grain and grain–wall contact forces (with Young’s modulus $Y = 6 \times 10^6 \text{ Nm}^{-2}$, Poisson ratio $\nu = 0.3$, restitution coefficient $\epsilon = 0.5$, and friction coefficient $\mu = 0.5$). Particle densities equal $2,500 \text{ kg/m}^3$.

Taps consist of moving the whole container along a semisinusoidal wave pulse of amplitude A and angular frequency ω . A new tap will be applied to the system only after the system has attained a mechanically stable state. The system will be considered mechanically static when the kinetic energy of the pile falls below $1.6 \times 10^{-8} \text{ J}$. This cutoff value was deemed sufficient after examination of the system dynamics and its kinetic energy evolution. The amplitude A of the tap becomes the control parameter while ω remains constant, equal to $\omega = 134 \text{ Hz}$. Although there is an open discussion (27–30) about the proper parameter to characterize tap energy, following the most standard usage results will be reported as function of the dimensionless acceleration $\Gamma = \omega^2 \times A/g$, where g is the acceleration due to gravity.

Because of gravity, density is not uniform along the height of the system (14, 30, 31). For this reason, the analysis is performed for three narrow horizontal slices at different heights of the silo, at $z = 3$ to 4 cm, $z = 4.5$ to 5.5 cm, and $z = 6$ to 7 cm. To avoid wall effects, only the 2-cm-diameter inner region is considered. Then, each slice contains of the order of 3,500 parti-

cles. Apart from the quantitative differences imposed by gravity, all regions behave consistently, and, for simplicity, results corresponding only to the central slice ($z = 4.5$ to 5.5 cm) are shown here. Analysis corresponding to the remaining slices can be found in *SI Appendix*.

Local “grain densities” are obtained by dividing grain volume by their corresponding Voronoi volume, obtained using Voropp (32) open source software. The reported density (or packing fraction) ϕ for the system is then obtained by averaging local grain densities of the grains over the observed region. Ten independent realizations are performed for each experiment.

Results

Annealing Simulations. Using a stepwise protocol inspired by the Chicago experiments, we obtain a “reversible branch” (14) that will serve as a reference for the annealing simulations. It follows a stepwise ramp-down of the tap acceleration Γ , initiated at a high value such as to avoid the “nonreversible” density branch (28). Starting with a loosely poured configuration at $\Gamma = 12$, a set of 150 taps are applied at each Γ , followed by a decrease with a wide step, $-\Delta\Gamma$, for another set of 150 taps, and so on. Only the density for the last 100 taps at each Γ is averaged over, meant to avoid transients. Fig. 1 shows the packing fraction ϕ for the middle part of the system obtained in this manner as a function of Γ , averaged over 10 independent realizations.

Our annealing simulations, also shown in Fig. 1, employ instead a protocol of gradual changes after each tap, reducing Γ minutely at a fixed $-\dot{\Gamma}$. In this annealing protocol, we start from the stationary state created by the previous protocol at a high value of $\Gamma_{\text{high}} = 12$. Then, Γ is reduced by $-\dot{\Gamma}$ each tap until reaching well below $\Gamma < 1$, where the density plateaus into a terminal density $\langle\phi_{\Gamma \rightarrow 0}\rangle$ that depends on $-\dot{\Gamma}$. We repeat these simulations for various $-\dot{\Gamma}$. In Fig. 1, *Inset* we plot $\langle\phi_{\Gamma \rightarrow 0}\rangle$ as a function of $-\dot{\Gamma}$. It varies rapidly, albeit systematically, with a sublinear exponent and an apparently much lower “ideal” equilibrium density $\langle\phi_{\Gamma \rightarrow 0}\rangle$ for $-\dot{\Gamma} \rightarrow 0$, although both are difficult to determine from fitting these data.

The densities during gradual annealing as well as during the stepped Chicago protocol track each other closely for high accelerations Γ and, as a function of is ramp-down with $-\dot{\Gamma}$, they start deviating from each other at lower Γ . This suggests a transition into a glassy, nonequilibrium regime. This behavior closely resembles glass transitions found in corresponding studies

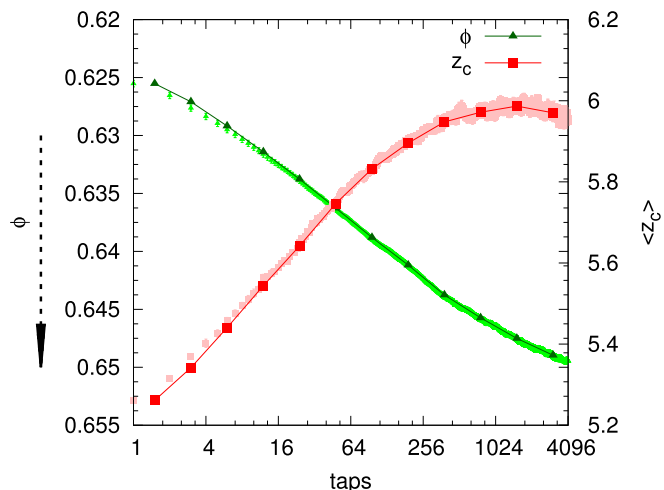


Fig. 2. Average density ϕ of the granular pile (left axis) and average number of contacts, $\langle z_c \rangle$ (right axis), as a function of number of taps, after a quench from $\Gamma_{\text{high}} = 12$ to $\Gamma_q = 1.3$, averaged over 10 runs. Solid symbols show the log-binned average for each variable.

of polymers and many other glasses (16, 18, 22–24), and it is consistent with previous studies finding “nonergodicity” in these systems at low values of Γ (21, 33). In particular, at very low $-\dot{\Gamma} \rightarrow 0$, densities are reached that are above the ostensibly reversible branch, projecting an even more dense ideal protocol in the limit than is found in the Chicago pile (14, 15). (Note that we plot increasing density downward to conform with most of the previous literature on annealing of glasses, which concerns the loss of free energy, corresponding here to a loss of free volume and gravitational potential energy that amounts to the complement, $1 - \phi$, of the density.) The entire annealing behavior for a granular pile, as exhibited in Fig. 1, clearly warrants more detailed investigation in the future. Here, we merely note the existence of an actual glass-like transition.

Aging Simulations. For the remainder of this paper we focus on the aging protocol indicated by dashed arrows in Fig. 1. The aging dynamics is induced by a hard quench ($-\dot{\Gamma} = \infty$) from an equilibrated state at $\Gamma_{\text{high}} = 12$ into the glassy regime at $\Gamma_q = 1.3$, just above $\Gamma = 1$, below which the acceleration in a tap is insufficient to excite further changes. At Γ_q , the acceleration of the pile is high enough that relaxation can proceed but sufficiently low inside the glassy regime to avoid equilibration on any experimentally reasonable timeline. We explore the aging dynamics for a sequence of 2^{12} taps.

In Fig. 2, we plot the evolution of the average density ϕ within the observation region as a function of taps. Consistent with ref. 14, ϕ increases logarithmically with the number of taps during aging. This is also analogous to state variables in many other glassy (thermal) systems (5, 16–18, 34). As minute amounts of free volume and gravitational potential energy get dissipated via friction and collisions, we also find a commensurate increase in the average number of supporting contacts $\langle z_c \rangle$ holding each grain in position after a tap (red squares in Fig. 2).

Identifying and counting events that facilitate such irreversible changes is far from straightforward. We define as such an event the moment at which a given grain for the first time increases its coordination number from $z_c \rightarrow z_c + 1$. Although its coordination number may still decrease occasionally, achieving a new record in contacts for the first time signifies an irreversible structural change in the contact network of that grain and the forces holding it in place. We argue that such an event permanently modifies the energetic landscape. Fig. 3 shows the

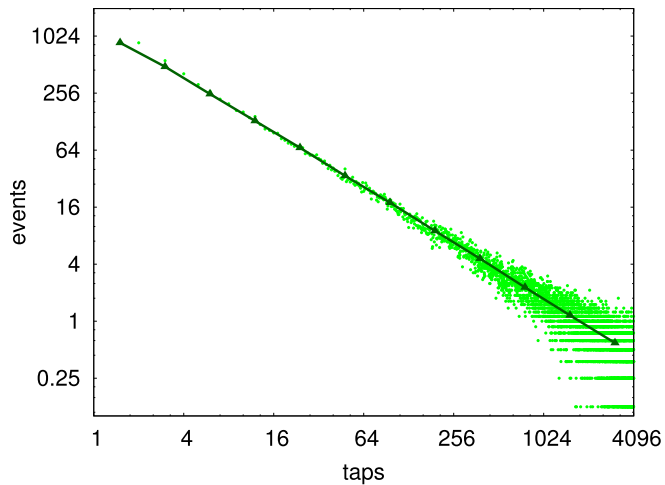


Fig. 3. Number of new record events per unit time (tap), where an event is accounted when a particle increases its coordination number from $z_c \rightarrow z_c + 1$ for the first time, averaged over 10 runs. The full symbols show the log-binned averaged.

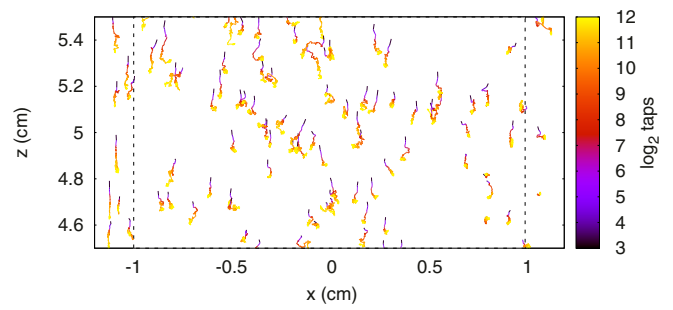


Fig. 4. Tracking of the displacement for a few randomly selected particles in the observed region (dashed box) inside the pile. The color coding is logarithmic in time (taps) and indicates a decelerating downward drift along increasingly rugged (intermittent) trajectories.

decelerating rate at which these record-breaking events occur, essentially hyperbolically, $\sim 1/t$, over four decades as a function of time t since the quench. Assuming that each “event” dissipates approximately an equal amount of potential energy, then the accumulated decline in potential energy—and correspondingly, the increase in density—as a logarithm in time follows quite naturally as the integral of this rate, as we will argue below.

It proves prohibitive to relate such a topological change in the contact network to an immediate, adjacent increase in density. Due to gravity, discrete topological changes in one place may often lead to a net increase in local density spread widely and much farther upstream. However, the accumulative effect of these events reveals itself microscopically in the net downward drift of all grains individually, as Fig. 4 shows. Unlike for colloidal systems in the absence of gravity, where diffusion drives relaxation and dissipation of free energy (5, 13), no discernible mean-square displacement within the horizontal plane is present in the granular pile. Instead, particles predominantly drift downward in intermittent steps, ever more slowly, as those tracks in Fig. 4 indicate. Such downward displacements signify the loss of free energy, the main mechanism by which this system relaxes and density increases.

To examine the history of particle trajectories in more detail, we study the downward drift as a function of two times, namely the displacement achieved at t taps relative to the height attained after a number of t_w taps beyond the quench. In equilibrium, such a measure would be translationally invariant and merely depend on the difference $t - t_w$. An aging system is characterized by its history dependence via the “waiting time” t_w . The overall decelerating dynamics is reflected in the fact that the later t_w , the fewer particles manage to advance during the subsequent “lag time” $\tau = t - t_w$. However, as Fig. 5 shows, such waiting-time dependence assumes a very specific form for the granular pile, similar to other glassy systems (13, 35, 36). There, we plot the average downward displacement for all grains in the observed region as a function of lag time τ for a geometric progression of waiting times. Notably, the data collapse reasonably well when time is simply rescaled by the age of the quench process itself and plotted as function of $\tau/t_w = \frac{t}{t_w} - 1$, as Fig. 5, *Inset* shows.*

Discussion

Remarkably, we thus find that a tapped granular pile exhibits an aging phenomenology, after being driven out of equilibrium by a hard quench, akin to many other thermal systems,

*In some experiments, such as for thermoremanent relaxation in spin glasses (35, 36), it is necessary to actively perturb the system at a time t_w to elicit a measurable response at a later time t . However, in simulations where one controls the state of every variable at t_w and t , such perturbations are unnecessary.

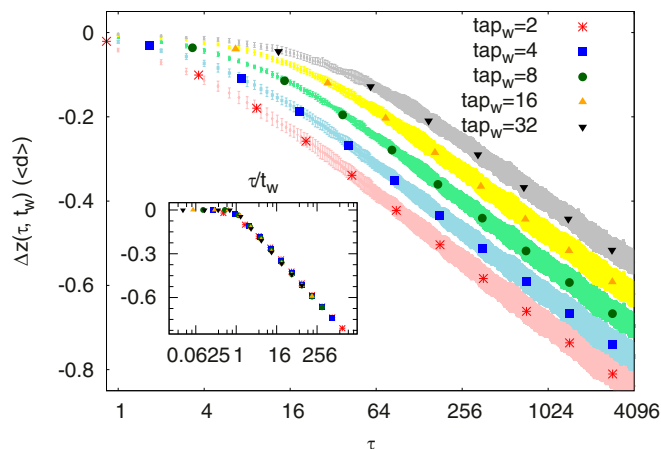


Fig. 5. Plot of the downward displacement averaged over all grains within the observation region as a function of lag time $\tau = t - t_w$, relative to each grain's position at time t_w after the quench. (Inset) Collapse of the data in the main panel when plotted as function of τ/t_w .

not only macroscopically (14) but also in the statistics of local events facilitating relaxation. The statistics of these events closely resemble a log-Poisson process, which is at the heart of a universal description—essential for explaining the ubiquity of this phenomenology across so many materials—in terms of record dynamics (12, 37–40). These events are enabled, in fact, by statistically independent, record-sized fluctuations that evolve the dynamics irreversibly and in ever more rare increments. Hence, the instantaneous rate $\lambda(t)$ of irreversible events as a function of time (t , in taps) should follow a simple statistic of records, for which $\lambda \sim 1/t$, the chance that the next number drawn randomly out of t is the largest. Activity decelerates as an aging system “stiffens” and a new record event is needed to evolve further. Unlike for a Poisson process with a constant rate, the average number of intermittent events in an interval $(t_w, t]$ for a log-Poisson process is

$$\langle n_I(t, t_w) \rangle = \int_{t_w}^t \lambda(t') dt' \sim \ln(t/t_w), \quad [1]$$

entailing an explicit memory of the age t_w .

Indeed, we find that the rate of meaningful events in stiffening a grain's contact network follows such a statistics of records, as shown in Fig. 3. Then, according to Eq. 1, any two-time functions, such as the displacements in Fig. 5, become subordinate (34, 39) to this process, $C(t, t_w) = C[n_I] = C(t/t_w)$, implying both activated displacements that increase logarithmic in time as well as the data collapse in Fig. 5, Inset. In particular, the logarithmic behavior in time of one-time macroscopic observables, such as the density of the system in Fig. 2, follows equally from Eq. 1. Previously, those predictions already have been verified in experiments and simulations with colloids (5, 13, 34) and spin glasses (10, 41).

In conclusion, we have found that a granular pile has similar relaxation behavior after a quench compared with other glassy materials. While there has been much discussion concerning the possibility of describing athermal granular systems in terms of an equilibrium thermodynamics (42–45), our study shows that, with regard to the aging phenomenology, granular piles belong in a wide class of glassy materials that exhibit universal behavior out of equilibrium. Our data are consistent with predictions based on a log-Poisson process, in which increasingly rare, record-sized fluctuations provide the activation to move a glassy system from one metastable state to the next, marginally more stable state and irreversibly expel free energy. As the origin of such fluctuations, either from thermal or from athermal driving, is irrelevant for the existence of records, such a theory is well-suited to account for the ubiquity of this phenomenology across many materials.

In the process, we also found that during the annealing of a granular pile, at finite but very slow, fixed damping, the observed relaxation trajectories undergo a glass transition similar to polymer glasses, as shown in Fig. 1. Beyond that transition, the system falls out of equilibrium and settles into an ensemble of metastable states whose average energy (i.e., its density) varies systematically with the annealing speed. The variable dependence of macroscopic observables on annealing speed has not been noted previously and contradicts established assumptions about granular piles and, thus, warrants future investigation.

Data Availability. All study data are included in the paper and *SI Appendix*.

ACKNOWLEDGMENTS. We thank P. Sibani for fruitful discussions about this project. These simulation were performed at the Imperial College Research Computing Service (see DOI: [10.14469/hpc/2232](https://doi.org/10.14469/hpc/2232)).

- A. J. Liu, S. R. Nagel, Nonlinear dynamics: Jamming is not just cool any more. *Nature* **396**, 21–22 (1998).
- L. Buisson, L. Bellon, S. Ciliberto, Intermittency in aging. *J. Phys. Condens. Matter* **15**, S1163–S1179 (2003).
- L. Buisson, S. Ciliberto, A. Garciamartin, Intermittent origin of the large violations of the fluctuation dissipation relations in an aging polymer glass. *Europhys. Lett.* **63**, 603 (2003).
- H. Bissig, S. Romer, L. Cipelletti, V. Trappe, P. Schurtenberger, Intermittent dynamics and hyper-aging in dense colloidal gels. *Phys. Chem. Comm.* **6**, 21–23 (2003).
- P. Yunker, Z. Zhang, K. B. Aptowicz, A. G. Yodh, Irreversible rearrangements, correlated domains, and local structure in aging glasses. *Phys. Rev. Lett.* **103**, 115701 (2009).
- T. Kajiyama, T. Narita, V. Schmitt, F. Lequeux, L. Talini, Slow dynamics and intermittent quakes in soft glassy systems. *Soft Matter* **9**, 11129 (2013).
- R. Zargar, B. Nienhuis, P. Schall, D. Bonn, Direct measurement of the free energy of aging hard sphere colloidal glasses. *Phys. Rev. Lett.* **110**, 258301 (2013).
- T. Yanagishima, J. Russo, H. Tanaka, Common mechanism of thermodynamic and mechanical origin for ageing and crystallization of glasses. *Nat. Commun.* **8**, 15954 (2017).
- L. Struik, *Physical Aging in Amorphous Polymers and Other Materials* (Elsevier Science Ltd, New York, 1978).
- P. Sibani, G. F. Rodriguez, G. G. Kenning, Intermittent quakes and record dynamics in the thermoremanent magnetization of a spin-glass. *Phys. Rev. B* **74**, 224407 (2006).
- L. P. Oliveira, H. J. Jensen, M. Nicodemi, P. Sibani, Record dynamics and the observed temperature plateau in the magnetic creep rate of type II superconductors. *Phys. Rev. B* **71**, 104526 (2005).
- S. Boettcher, P. Sibani, Aging in dense colloids as diffusion in the logarithm of time. *J. Phys. Condens. Matter* **23**, 065103 (2011).
- D. M. Robe, S. Boettcher, P. Sibani, P. Yunker, Record dynamics: Direct experimental evidence from jammed colloids. *Europhys. Lett.* **116**, 38003 (2016).
- E. R. Nowak, J. B. Knight, E. Ben-Naim, H. M. Jaeger, S. R. Nagel, Density fluctuations in vibrated granular materials. *Phys. Rev. E* **57**, 1971–1982 (1998).
- E. Nowak, J. Knight, M. Povinelli, H. Jaeger, S. Nagel, Reversibility and irreversibility in the packing of vibrated granular material. *Powder Technol.* **94**, 79–83 (1997).
- J. M. Hutchinson, Physical aging of polymers. *Prog. Polym. Sci.* **20**, 703–760 (1995).
- A. Amir, Y. Oreg, Y. Imry, On relaxations and aging of various glasses. *Proc. Natl. Acad. Sci. U.S.A.* **109**, 1850–1855 (2012).
- C. Roth, *Polymer Glasses* (CRC Press, 2016).
- E. Ben-Naim, J. Knight, E. Nowak, H. Jaeger, S. Nagel (1998) Slow relaxation in granular compaction. *Phys. Nonlinear Phenom.* **123**, 380–385.
- P. Sibani, S. Boettcher, Record dynamics in the parking-lot model. *Phys. Rev. E* **93**, 062141 (2016).
- P. A. Gago, D. Maza, L. A. Pugnaloni, Ergodic-nonergodic transition in tapped granular systems: The role of persistent contacts. *Pap. Phys.* **8**, 080001 (2016).
- P. G. Debenedetti, F. H. Stillinger, Supercooled liquids and the glass transition. *Nature* **410**, 259–267 (2001).
- Z. G. Zhu et al., Characterization of flow units in metallic glass through structural relaxations. *J. Appl. Phys.* **114**, 083512 (2013).
- U. W. Gedde, M. S. Hedenqvist, *Fundamental Polymer Science* (Springer International Publishing, 2019).
- N. V. Brilliantov, F. Spahn, J. M. Hertzsch, T. Pöschel, Model for collisions in granular gases. *Phys. Rev. E* **53**, 5382–5392 (1996).

26. C. Goniva, C. Kloss, N. G. Deen, J. A. Kuipers, S. Pirker, Influence of rolling friction on single spout fluidized bed simulation. *Particuology* **10**, 582–591 (2012).
27. J. A. Dijkstra, M. van Hecke, The role of tap duration for the steady-state density of vibrated granular media. *Europhys. Lett.* **88**, 44001 (2009).
28. L. A. Pugnaloni, M. Mizrahi, C. M. Carlevaro, F. Vericat, Nonmonotonic reversible branch in four model granular beds subjected to vertical vibration. *Phys. Rev.* **78**, 051305 (2008).
29. F. Ludewig, S. Dorbolo, T. Gilet, N. Vandewalle, Energetic approach for the characterization of taps in granular compaction. *Europhys. Lett.* **84**, 44001 (2008).
30. P. A. Gago, D. Maza, L. A. Pugnaloni, Relevance of system size to the steady-state properties of tapped granular systems. *Phys. Rev.* **91**, 032207 (2015).
31. A. Mehta, G. C. Barker, J. M. Luck, Heterogeneities in granular materials. *Phys. Today* **62**, 40–45 (2009).
32. C. H. Rycroft, Voronoi++: A three-dimensional Voronoi cell library in C++. *Chaos* **19**, 041111 (2009).
33. F. Paillusson, D. Frenkel, Probing ergodicity in granular matter. *Phys. Rev. Lett.* **109**, 208001 (2012).
34. D. Robe, S. Boettcher, Two-time correlations for probing the aging dynamics of glassy colloids. *Soft Matter* **14**, 9451–9456 (2018).
35. V. Dupuis *et al.*, Aging, rejuvenation and memory phenomena in spin glasses. *Pramana* **64**, 1109–1119 (2005).
36. G. F. Rodriguez, G. G. Kenning, R. Orbach, Full aging in spin glasses. *Phys. Rev. Lett.* **91**, 037203 (2003).
37. P. Sibani, J. Dall, Log-Poisson statistics and pure aging in glassy systems. *Europhys. Lett.* **64**, 8–14 (2003).
38. P. Anderson, H. J. Jensen, L. P. Oliveira, P. Sibani, Evolution in complex systems. *Complexity* **10**, 49–56 (2004).
39. P. Sibani, H. J. Jensen, *Stochastic Dynamics of Complex Systems* (Imperial College Press, 2013).
40. S. Boettcher, D. M. Robe, P. Sibani, Aging is a log-Poisson process, not a renewal process. *Phys. Rev.* **98**, 020602 (2018).
41. P. Sibani, S. Boettcher, Mesoscopic real-space structures in spin-glass aging: The Edwards-Anderson model. *Phys. Rev. B* **98**, 054202 (2018).
42. S. F. Edwards, R. Oakeshott, Theory of powders. *Phys. Stat. Mech. Appl.* **157**, 1080–1090 (1989).
43. R. Blumenfeld, S. F. Edwards, On granular stress statistics: Compactivity, angoricity, and some open issues. *J. Phys. Chem. B* **113**, 3981–3987 (2009).
44. L. A. Pugnaloni *et al.*, Towards a relevant set of state variables to describe static granular packings. *Phys. Rev.* **82**, 050301 (2010).
45. S. Henkes, C. S. O'Hern, B. Chakraborty, Entropy and temperature of a static granular assembly: An ab initio approach. *Phys. Rev. Lett.* **99**, 038002 (2007).