



Testing the Effects of Modality and Narration Style on Patients' Information Use in a Lung Cancer Treatment Decision Aid

Nida Gizem Yılmaz¹, Julia C. M. Van Weert, Ellen Peters, Birgit I. Lissenberg-Witte, Annemarie Becker, Suresh Senan, Chris Dickhoff, Daniëlle R. M. Timmermans¹, and Olga C. Damman¹

Background. Risk information in patient decision aids (PDAs) is often difficult for older patients to process. Providing audiovisual and narrative information may enhance the understanding and use of health-related information. We studied the effects on patients' information processing and use of audiovisual and narrative information of an early-stage non-small-cell lung cancer treatment decision aid explaining surgery and stereotactic ablative radiotherapy. We further investigated differences between older and younger patients. **Methods.** We conducted a 2 (modality: textual v. audiovisual) × 2 (narration style: factual v. narrative) online experiment among cancer patients and survivors ($N = 305$; $M_{age} = 62.42$, $SD = 11.68$ y). Age was included as a potential modifier: younger (<65 y) versus older (≥ 65 y) age. We assessed 1) perceived cognitive load, 2) satisfaction with information, 3) comprehension, 4) information recall, and 5) decisional conflict. Analysis of variance was used for data analysis. **Results.** Irrespective of patient age, audiovisual information (compared with textual information) led to lower perceived cognitive load, higher satisfaction with information, and lower decisional conflict (subscale Effective Decision). Narrative information (compared with factual information) led to reduced decisional conflict (subscale Uncertainty) but only in younger patients. Combining audiovisual information with factual information also resulted in lower perceived cognitive load in younger patients as compared with older patients. **Limitations.** Patients who actually face the decision, especially older patients, might be more motivated to process our decision-aid information than the present study participants who responded to a hypothetical situation online. **Conclusions.** Providing participants with audiovisual information, irrespective of their age, improved their processing and use of information in a decision aid. Narratives did not clearly benefit information processing.

Keywords

audiovisual information, information processing, modality, narration style, narrative information, non-small cell lung cancer, older patients, patient decision aids

Date received: July 8, 2019; accepted: August 21, 2020

Older cancer patients are increasingly expected to make informed and preference-sensitive decisions about their treatment after being provided with evidence-based risk information. Such information relates to the benefits and harms of treatment options, which a patient considers in the light of personal values and preferences.^{1,2} To prepare patients, many patient decision aids (PDAs) have been developed that provide evidence-based risk information

and value clarification exercises.^{3–7} In older patients, the use of PDAs can foster better-quality decisions by

Corresponding Author

Nida Gizem Yılmaz, Department of Public and Occupational Health, Amsterdam Public Health Research Institute, Amsterdam UMC, Vrije Universiteit Amsterdam, Van der Boechorststraat 7, Amsterdam, North Holland, 1081 BT, The Netherlands
(n.yilmaz@amsterdamumc.nl).

reducing decisional conflict and enhancing satisfaction with the decision-making process.⁴ However, the risk information provided may be difficult to process and use,^{8,9} and this problem is likely exacerbated with older age. Prior research has indicated that the beneficial effect of using PDAs is less in older patients as compared with younger patients.¹⁰ This finding may be a consequence of the needs of and information-processing characteristics in older adults being neglected in PDA designs.¹⁰

Recent studies indicate that processing and use of health-related information can be enhanced by presenting information in an audiovisual modality (instead of text)^{11–15} and in a narrative narration style (instead of factual).^{3,11,12,16–21} Such a comprehensive, multimedia approach (combining audiovisual and narrative information) is often used in health communication and might be beneficial for older patients who use PDAs.¹¹ For example, narratives can provide patients with emotional and social information that is often lacking in factual information.²² In addition, older adults weigh information differently than younger patients in health-related decision making^{23–25}; specifically, older patients rely more on emotional, intuitive reasoning.²⁶ However, it remains little studied whether the emotional aspect of narratives may lead to more optimal processing and use of information as compared with factual information in older patients processing risk information in PDAs. Although multimedia presentations are increasingly used and studied in PDAs,¹⁵ experimental studies comparing such approaches to textual and factual information have

remained scarce. Therefore, this study aimed to assess the effects of audiovisual information and narrative information in a PDA on information processing and use in older patients as compared with younger patients.

Risk information in PDAs is typically presented textually (i.e., written) and often with visual displays, rather than presented in an audiovisual modality. The Cognitive Theory of Multimedia Learning (CTML²⁷) predicts a modality effect when information is presented in auditory format combined with visuals, for instance in an animation (i.e., audiovisual information), as compared with information in written format only.^{25,28,29} In particular, information can be divided over different processing channels, and consequently, more information can be processed before cognitive overload occurs.^{13,24} Recent studies in health communication have provided support for CTML by showing that audiovisual information (compared with textual information) results in better recall (i.e., ability to remember and reproduce information)^{11,12,14} and higher satisfaction with the provided information.¹¹ Older patients are expected to benefit more from audiovisual information as they face age-related declines in working memory capacity.^{23,30–36} As a result, older patients may experience greater cognitive overload than younger patients do,³¹ likely leading to dissatisfaction with information and decisional conflict.³⁷ Such dissatisfaction, in turn, might lead to lower information comprehension (i.e., ability to understand the meaning of words, pictures, or their overall meaning)³¹ and lower information recall (i.e., ability to remember and reproduce information).³⁸ Altogether, the following hypotheses can be made:

- H1a:* Being provided with audiovisual information in a PDA, compared with textual information, will have a positive effect on cancer patients' satisfaction with information, information comprehension, and information recall and a negative effect on perceived cognitive load and decisional conflict.
- H1b:* This effect of audiovisual information will be greater in older patients as compared with younger patients.

Risk information in PDAs is usually presented in a factual style. However, a narrative style that uses illustrative examples of other patients' experiences relevant to the decision,³⁹ combined with the facts, can induce an effective interplay of deliberative and intuitive reasoning, both of which are needed for good-quality decision making. First, narratives can induce elements of deliberative reasoning, mainly by increasing people's motivation to attend to the information, thus making information more memorable and salient, and also by modeling the

Department of Public and Occupational Health, Amsterdam Public Health Research Institute, Amsterdam UMC, Vrije Universiteit Amsterdam, Amsterdam, The Netherlands (NGY, DRMT, OCD); Department of Communication Science, Amsterdam School of Communication Research/ASCoR, University of Amsterdam, Amsterdam, The Netherlands (NGY, JCMVW); School of Journalism and Communication, University of Oregon, Eugene (EP); Department of Epidemiology and Biostatistics, Amsterdam UMC, Vrije Universiteit Amsterdam, Amsterdam, The Netherlands (BIL); Department of Pulmonary Diseases, Amsterdam UMC, VU University Medical Center, Amsterdam, The Netherlands (AB); Department of Radiation Oncology, Amsterdam UMC, Vrije Universiteit Amsterdam, Amsterdam, North Holland, The Netherlands (SS); Department of Surgery and Cardiothoracic Surgery, Amsterdam UMC, Cancer Center Amsterdam, Amsterdam, The Netherlands (CD). The authors declared no potential conflicts of interest with respect to the research, authorship, and/or publication of this article. The authors disclosed receipt of the following financial support for the research, authorship, and/or publication of this article: This work was funded by the Dutch Cancer Foundation (KWF). Financial support for this study was provided entirely by a grant from the Dutch Cancer Society (KWF). The funding agreement ensured the authors' independence in designing the study, interpreting the data, writing, and publishing the report.

decision-making process and by providing a coherent framework for decision making.^{3,40} This way, narratives can result in higher satisfaction when compared with factual information,¹¹ enhanced comprehension,¹⁶ better recall,^{3,11} and less decisional conflict.¹⁸ Second, the temporal and causal framework in which the narrative links together events, accompanied by the credibility of the narrative's character and affective descriptions, can induce intuitive reasoning.³ Thus, narratives can enhance recall, because people intrinsically try to understand the story of another person.¹² Because older patients are known to have better narrative recall than younger patients,^{12,36} providing them with narrative information might be especially beneficial. Hence, we hypothesized the following:

H2a: Being provided with narrative information in a PDA, compared with factual information, will have a positive effect on cancer patients' satisfaction with information, information comprehension, and information recall and a negative effect on perceived cognitive load and decisional conflict.

H2b: The effect of narrative information will be greater in older patients as compared with younger patients.

Based on the abovementioned theories and evidence, we hypothesized 2-way and 3-way interactions:

H3a: Being provided with audiovisual narrative information in a PDA, compared with other combinations of modality and narration style, will have a positive effect on cancer patients' satisfaction with information, information comprehension, and information recall and a negative effect on perceived cognitive load and decisional conflict.

H3b: Furthermore, the effect of audiovisual narrative information will be greater in older patients compared with younger patients.

Methods

Design

This study contained a between-subjects factorial 2 (narration style [factual v. narrative]) \times 2 (modality [text v. audiovisual]) experimental design. Age was included as a potential modifier, distinguishing between younger (<65 y) and older (\geq 65 y) age. Participants were stratified by age first and then assigned to 1 of the 4 conditions through automatic randomization (allocation ratio = 1:1:1:1): 1) textual factual information ($n = 62$), 2) textual narrative information ($n = 75$), 3) audiovisual

factual information ($n = 88$), and 4) audiovisual narrative information ($n = 80$). The Medical Ethics Committee of Amsterdam UMC, location VUmc, approved the study (2016.587). Written consent was obtained from all participants.

Materials

Before data collection, stimulus materials that presented the benefits and harms of 2 preference-sensitive treatment options (surgery and stereotactic ablative radiotherapy [SABR]; radiotherapy in which focused beams from many angles target the tumor, which leads to the tumor receiving a high-dose radiation) were developed, based on existing information from a Dutch PDA (<http://www.keuzehulp-longkanker.nl/>). The medical informational content of the stimulus materials was evaluated by a surgeon (C.D.), a radiation oncologist (S.S.), and a pulmonologist (A.B.), to ensure compliance with current scientific evidence and consensus.

Based on the information from the existing PDA, 4 scripts were prepared: 1) factual information about surgery, 2) factual information about SABR, 3) narrative information about surgery, and 4) narrative information about SABR. Each participant in each condition received information on the 2 treatment options, enabling them to make a hypothetical treatment decision in the survey. Both factual and narrative information covered the same benefits and harms of the 2 treatment options: 1) details of the procedures (i.e., how does the treatment occur), 2) the outcomes (i.e., 5-y survival rates), and 3) the potential side effects (i.e., fatigue, pain, and nausea). Hence, in the 2 conditions, exactly the same benefits and harms were described, exactly the same numerical information was given, and exactly the same number of words was used for basic information content. However, in the narrative condition, this basic content was enriched with contextual information about the main character's experiences.²¹ This extended information was based on a previously conducted interview study (unpublished) by the first and last authors (N.G.Y. and O.C.D.). For instance, in the narrative about surgery, process information (see Shaffer and Zikmund-Fisher²¹) was provided as follows: "For the surgery I was admitted to the hospital. And I received complete anesthetics. I did not mind that. I have been operated before." Information about treatment outcomes (see Shaffer and Zikmund-Fisher²¹) was described as follows: "Of course the doctor explained exactly what the differences were, but also said that the survival rate after both treatments is approximately equal. I exactly remember the corresponding numbers: 5 y after surgery, 74 out of

100 patients are still alive.” Information about experiences (see Shaffer and Zikmund-Fisher²¹) was conveyed as, “I was quite tired after the surgery and also had severe pain in my wound. They did not have to make me laugh at that time. But luckily I got good painkillers. That helped” (Appendix A presents the complete narratives).

For the audiovisual conditions, 6 animated videos (i.e., “a simulated motion picture depicting movement of drawn (or simulated) objects”^{41(p88)}) were developed with the exact same content as the textual conditions: 1) factual information about surgery; 2) factual information about SABR; 3) narrative information about surgery, recorded with a female voice; 4) narrative information about surgery, recorded with a male voice; 5) narrative information about SABR, recorded with a female voice; and 6) narrative information about SABR, recorded with a male voice. To make it more likely that participants identified with the animated character, all female participants were exposed to narrative information recorded with a female voice, and all male participants were exposed to narrative information recorded with a male voice. Again, information was structured into procedures, outcomes, and side effects.

Participants

All participants were either cancer patients (all types) or survivors. We recruited these so-called analogue patients, that is, persons who imagine the hypothetical health situation of our target population to test the effectiveness of theory-based features.⁴² Participants were included if they 1) were 18 y and older, 2) had a sufficient mastery of the Dutch language (in both reading and speaking), and 3) had already completed their main therapy (to avoid burdening those who might still have to choose a treatment). Participants were recruited through Flycatcher Panel (ISO20252 and 26362 certified), an online research panel. Prior to data collection, Flycatcher sent selection questions to panel members to identify potential participants meeting our inclusion criteria. In total, 6749 members filled out the selection questions, of which 421 met the inclusion criteria. These 421 members were invited for the study, and 303 members participated (response rate = 72.0%). Eligible panel members were also invited to refer others to the study. This approach, similar to snowball sampling, resulted in an additional 2 participants, resulting in 305 participants altogether. For this study, an a priori sample size calculation was performed in G*Power for a 2 × 2 factorial design with a medium effect size of 0.25 (Cohen’s *f*) and a 2-sided significance level of 0.05. According to this calculation, at least 270

participants needed to be included for sufficient power (0.80). Data quality was guaranteed by 1) pretesting the minimum time needed to read the text (based on this, participants could only move to the next page after 120 to 155 s) and 2) having Flycatcher check data quality and remove data of insufficient quality. Flycatcher checked completed surveys on answers to open-ended questions for information recall, consistency in answers, straight lining (i.e., providing a series of answers in the same column on a rating scale), and time spent to complete the survey, according to their a priori guidelines.

Procedure

Participants received a link to an online survey through Flycatcher. In an opening screen, participants were informed about the study aim, the confidentiality of data, and voluntary participation. Subsequently, participants were asked to tick the box for informed consent. Depending on the condition, they either read textual information or watched audiovisual information. When participants completed their review of provided information, they were directed to the survey.

Measures

The primary outcome was perceived cognitive load. Other dependent variables were satisfaction with information, information comprehension, information recall, and decisional conflict (see Appendix B for outcome measures). Furthermore, sociodemographic variables (age, educational level, health literacy, numeracy, and comorbidity) were assessed. Participants were asked to indicate which health conditions they had, and comorbidity was defined as having more than 1 condition.

Perceived cognitive load. We used the 4-item scale developed by Eveland and Dunwoody⁴³ that measured perceived cognitive load on a 7-point Likert scale (1 = *strongly disagree* to 7 = *strongly agree*; $\alpha = 0.78$).

Satisfaction with information. We used the Website Satisfaction Scale^{38,44} containing 3 subscales. We calculated a total scale (i.e., Satisfaction with Information; $\alpha = 0.88$) and 3 subscales (i.e., Satisfaction with the Attractiveness of the Information, $\alpha = 0.84$; Satisfaction with the Comprehensibility of the Information, $\alpha = 0.90$; and Satisfaction with Emotional Support from the Information, $\alpha = 0.93$). All 10 items were rated on a 7-point Likert-type scale (1 = *totally disagree* to 7 = *totally agree*).

Information comprehension. We posed 8 multiple-choice questions to assess whether participants comprehended the gist of information. Gist comprehension refers to the “bottom-line meaning of the information.”⁴⁵ For each question, only 1 response option was correct.

Information recall. We posed 15 open questions that were based on the Netherlands Patient Information Recall Questionnaire.³⁴ The questions related to the specific information from the texts or the videos and consisted of 3 response options. For each question, only 1 response option was correct.

Decisional conflict. We used the Decisional Conflict Scale⁴⁶ ($\alpha = 0.95$). To match the aim of the survey, we included only the subscales Informed ($\alpha = 0.88$), Values Clarity ($\alpha = 0.91$), Uncertainty ($\alpha = 0.91$), and Effective Decision ($\alpha = 0.93$). All 13 items were rated on a 5-point Likert-type scale (1 = *totally disagree* to 5 = *totally agree*).

Identification. Identification was measured using the Video Engagement Scale.⁴⁷ To match the aim of the survey, we included only 3 items related to “identification” ($\alpha = 0.96$). All items were rated on a 7-point Likert-type scale (1 = *completely disagree* to 7 = *completely agree*).

Manipulation Check

A manipulation check was conducted prior to and during actual data collection. Prior to data collection, we asked 6 items that addressed the extent to which information provided was perceived as factual (e.g., “The information focused on the facts only”) and narrative (e.g., “The information described experiences of a patient”). During data collection, we also assessed the extent to which participants identified with characters in the audiovisual narrative condition. Appendix C describes the manipulation check in more detail.

Statistical Analyses

Data were analyzed in SPSS, version 26. For information recall, a preliminary codebook was developed by the researchers (N.G.Y. and O.C.D.) before data analysis was commenced and was used by them independently to score responses to the 7 questions (46.7%). After the first round of independent scoring, the researchers discussed scores and adapted the codebook. The adapted codebook was used by the researcher (N.G.Y.) to score the

questions again. The 2 researchers discussed the new scores to ensure their validity. After this iterative process, final codes and scores were decided upon, and the researcher (N.G.Y.) went through all codes once more to check the final scores. The maximum score for a correct answer differed by question and ranged from 0 (not recalled) to 1.5 points (completely recalled; $\alpha = 0.89$). Sum scores ranged from 0 to 14.5. Interrater reliability (IRR) = 0.90). Analyses of variance were conducted to test the effects of modality (H1a) and modality \times age (H1b), narration style (H2a) and narration style \times age (H2b), and the interaction effect of modality \times narration style (H3a) and modality \times narration style \times age (H3b) on the outcome variables. For comparisons between younger and older patients, participants younger than 65 y were considered “young,” and participants aged 65 y or older as “old.” To account for potential effects of multiple hypothesis testing, we applied a Bonferroni correction.

Results

Sample Characteristics

Table 1 describes the sample characteristics. The total sample consisted of 305 participants, of whom 61.3% were female ($n = 187$). Participants in the final sample were aged between 21.4 and 91.9 y. Overall, participants showed a high level of health literacy (mean = 17.27, SD = 3.93; range = 1.00–22.00). Most participants (73.6%) answered the numeracy question incorrectly and suffered from comorbidity (90.2%). On average, they rated their quality of life as moderate (mean = 9.94, SD = 2.52; range = 1.00–14.00), and about one-third of participants had been diagnosed with breast cancer (31.5%).

Effects of Modality (H1a)

Modality had a significant main effect on perceived cognitive load, total satisfaction with information, satisfaction with the attractiveness of the information, and the decisional conflict subscale Effective Decision. Patients who viewed audiovisual information, compared with patients who viewed textual information, perceived significantly less cognitive load ($M_{dif} = -2.00$, $P < 0.001$, 95% confidence interval [CI] [-2.95; -1.05]), more total satisfaction with the information ($M_{dif} = 2.46$, $P = 0.025$, 95% CI [0.31; 4.61]), and, in particular, more satisfaction with the attractiveness of the information ($M_{dif} = 1.53$, $P < 0.001$, 95% CI [0.68; 2.37]) and less

Table 1 Sample Characteristics

	Total Sample (N = 305)	Younger Patients (n = 162)	Older Patients (n = 143)
Sample characteristics			
Age, y, mean ± SD	62.24 ± 11.68	54.00 ± 9.30	71.83 ± 4.93 ^a
Gender, % female	61.3	74.1	46.9 ^a
Level of education, %			
Low	31.1	25.3	37.8
Moderate	38.4	43.8	32.2 ^c
High	30.5	30.9	30.1
Health literacy, mean ± SD (range = 1–22)	17.27 ± 3.93	17.59 ± 3.79	16.90 ± 4.07
Numeracy, % correct	26.4	29.9	22.4
Comorbidity, % yes	90.2	87.7	93.0
Quality of life, mean ± SD (range = 3–14)	9.94 ± 2.52	10.01 ± 2.62	9.86 ± 2.40
Diagnosis, % yes			
Lung	5.6	4.3	7.0
Breast	31.5	38.9	23.1 ^b
Stomach or liver	1.0	1.2	0.7
Colorectal	11.1	6.8	16.1 ^b
Gynecological	6.9	9.9	3.5 ^c
Blood of lymphatic	5.9	8.6	2.8 ^c
Urological	17.0	7.4	28.0 ^a
Skin	17.7	18.5	16.8
Other	13.8	13.6	14.0
Outcome measures			
Perceived cognitive load, mean ± SD (range = 4–22)	8.93 ± 4.31	8.52 ± 4.38	9.39 ± 4.20
Decisional conflict, %			
Low	62.6	61.1	64.3
Moderate	22.0	22.2	21.7
High	15.4	16.7	14.0
Comprehension of information, mean ± SD (range = 0–8)	6.68 ± 1.15	6.73 ± 1.11	6.61 ± 1.19
Information recall, mean ± SD (range = 0–12.7)	5.75 ± 2.93	6.16 ± 2.88	5.28 ± 2.94 ^c
Satisfaction with information, mean ± SD			
Attractiveness (range = 3–21)	13.67 ± 3.79	13.54 ± 4.07	± 3.47
Comprehensibility (range = 9–21)	18.61 ± 2.77	19.01 ± 2.59	± 2.90 ^c
Emotional support (range = 4–28)	17.87 ± 5.74	17.10 ± 5.84	18.74 ± 5.51 ^c

^a $P < 0.001$; ^b $P \leq 0.01$; ^c $P \leq 0.05$.

decisional conflict (Effective Decision; $M_{dif} = -0.79$, $P = 0.020$, 95% CI [-1.45; -0.13]).

Modality had no significant effect on satisfaction with the comprehensibility of the information ($M_{dif} = 0.43$) or satisfaction with emotional support from the information ($M_{dif} = 0.51$), information comprehension ($M_{dif} = 0.15$), information recall ($M_{dif} = 0.55$), or total decisional conflict ($M_{dif} = -2.83$) and its subscales Informed ($M_{dif} = -0.03$), Values Clarity ($M_{dif} = -0.17$), and Uncertainty ($M_{dif} = -0.49$). Altogether, H1a was partially supported for perceived cognitive load, total satisfaction with information, satisfaction with attractiveness of the information, and decisional conflict concerning effective decision making.

Interaction Effects of Modality and Age (H1b)

Modality and age did not have significant interaction effects on perceived cognitive load ($\eta^2 = 0.004$), total satisfaction with information ($\eta^2 = 0.000$) or any of its subscales; information comprehension ($\eta^2 = 0.000$); information recall ($\eta^2 = 0.001$); or total decisional conflict ($\eta^2 = 0.000$) or any of its subscales. Thus, H1b was not supported.

Effects of Narration Style (H2a)

Narration style had no significant effect on perceived cognitive load ($M_{dif} = -0.64$), total satisfaction with

information ($M_{dif} = 0.57$) or any of its subscales, information comprehension ($M_{dif} = 0.04$), information recall ($M_{dif} = 0.10$), or total decisional conflict ($M_{dif} = -0.51$) or any of its subscales. Hence, H2a was not supported.

Interaction Effects of Narration Style and Age (H2b)

Narration style and patient age significantly interacted on the subscale Uncertainty of decisional conflict. Specifically, younger patients who viewed narrative information scored lower on the subscale Uncertainty (i.e., were less uncertain) than younger patients who viewed factual information ($M_{dif} = -0.93$, $P = 0.030$, 95% CI [-1.77; -0.09]), whereas narrative style had no significant effect on older adults. Narration style and age did not have significant interaction effects on perceived cognitive load ($\eta^2 = 0.001$), total satisfaction with information ($\eta^2 = 0.002$) or any of its subscales, information comprehension ($\eta^2 = 0.000$), information recall ($\eta^2 = 0.006$), or total decisional conflict ($\eta^2 = 0.007$) or its subscales Informed ($\eta^2 = 0.000$), Values Clarity ($\eta^2 = 0.003$), and Effective Decision ($\eta^2 = 0.005$). Altogether, H2b was not supported.

Interaction Effects of Modality and Narration Style (H3a)

Modality and narration style had no significant interaction effects on perceived cognitive load ($\eta^2 = 0.000$), total satisfaction with information ($\eta^2 = 0.002$) or any of its subscales, information comprehension ($\eta^2 = 0.003$), information recall ($\eta^2 = 0.000$), or total decisional conflict ($\eta^2 = 0.001$) or any of its subscales. Therefore, H3a was not supported.

Interaction Effects of Modality, Narration Style, and Age (H3b)

The interaction between modality, narration style, and age had a significant interaction effect on perceived cognitive load. Younger patients exposed to audiovisual factual information ($M_{dif} = -4.13$, $P < 0.001$, 95% CI [-6.02; -2.24]) or textual narrative information ($M_{dif} = -2.08$, $P = 0.031$, 95% CI [-3.97; -0.19]) perceived less cognitive load than younger patients exposed to textual factual information. Older patients provided with audiovisual narrative information perceived less cognitive load than older patients provided with textual narrative information ($M_{dif} = -3.09$, $P = 0.002$, 95% CI [-5.06; -1.12]) or audiovisual factual information (M_{dif}

$= -2.28$, $P = 0.014$, 95% CI [-4.10; -0.46]). Younger patients provided with audiovisual factual information perceived less cognitive load than older patients provided with the same information ($M_{dif} = -2.83$, $P = 0.001$, 95% CI [-4.57; -1.10]).

The interaction between modality, narration style, and age had no significant effect on total satisfaction with information ($\eta^2 = 0.002$) or any of its subscales, information comprehension ($\eta^2 = 0.006$), information recall ($\eta^2 = 0.002$), or total decisional conflict ($\eta^2 = 0.002$) or any of its subscales. As the effect on perceived cognitive load was not in the expected direction, H3b was not supported.

Table 2 shows the *F*-test statistics per hypothesis. Table 3 shows the mean scores and standard deviations for all dependent variables per condition, including all significant simple effects. Figures 1, 2, and 3 depict the significant effects ($P \leq 0.05$).

Discussion

This study assessed the effects of audiovisual information and narrative information on information processing with the use of a PDA in both older and younger patients. One main finding was that, irrespective of age, audiovisual information about benefits and harms of treatment options enhanced cancer patients' information processing when compared with textual information. Specifically, it reduced perceived cognitive load, increased satisfaction with information (in particular with the attractiveness of the information), and increased perceptions of effective decisions. Our study further showed that narrative information (compared with factual information) reduced perceived uncertainty in only younger patients, that no interaction effect existed between modality and narration style on any of the outcome measures, and that the combination of audiovisual and factual information (compared with other experimental conditions) better reduced perceived cognitive load in younger patients compared with older patients.

Our study yielded some unexpected results. First, we expected that, compared with textual information, audiovisual information would result not only in less perceived cognitive load, more satisfaction with (the attractiveness of the) information, and less decisional conflict concerning the effectiveness of the decision but also in better comprehension and recall. However, patients in the textual and audiovisual conditions had similar scores for comprehension and recall. A possible explanation for this null result might be that patients in the audiovisual conditions were unable to self-pace the

Table 2 *F*-Test Statistics per Hypothesis

	H1a	H1b	H2a	H2b	H3a	H3b
Perceived cognitive load	$F(1, 303) = 17.08,$ $P < 0.001$	$F(1, 301) = 1.16,$ $P = 0.283$	$F(1, 303) = 1.69,$ $P = 0.195$	$F(1, 301) = 0.21,$ $P = 0.645$	$F(1, 301) = 0.01,$ $P = 0.933$	$F(1, 297) = 9.55,$ $P = 0.002$
Satisfaction with information	$F(1, 303) = 5.07,$ $P = 0.025$	$F(1, 301) = 0.14,$ $P = 0.705$ ^a	$F(1, 303) = 0.27,$ $P = 0.602$ ^a	$F(1, 301) = 0.52,$ $P = 0.470$ ^a	$F(1, 301) = 0.63,$ $P = 0.430$ ^a	$F(1, 297) = 0.56,$ $P = 0.455$ ^a
Attractiveness	$F(1, 303) = 12.68,$ $P < 0.001$					
Comprehensibility	$F(1, 303) = 1.79,$ $P = 0.182$	^a	^a	^a	^a	^a
Emotional Support	$F(1, 303) = 0.60,$ $P = 0.441$	^a	^a	^a	^a	^a
Information comprehension	$F(1, 303) = 1.34,$ $P = 0.248$	$F(1, 301) = 0.03,$ $P = 0.875$	$F(1, 303) = 0.11,$ $P = 0.742$	$F(1, 301) = 0.02,$ $P = 0.897$	$F(1, 301) = 0.93,$ $P = 0.335$	$F(1, 297) = 1.83,$ $P = 0.177$
Information recall	$F(1, 303) = 2.67,$ $P = 0.103$	$F(1, 301) = 0.23,$ $P = 0.635$	$F(1, 303) = 0.09,$ $P = 0.768$	$F(1, 301) = 1.92,$ $P = 0.167$	$F(1, 301) = 0.04,$ $P = 0.835$	$F(1, 297) = 0.47,$ $P = 0.496$
Decisional conflict	$F(1, 303) = 2.19,$ $P = 0.140$	$F(1, 301) = 0.02,$ $P = 0.889$ ^a	$F(1, 303) = 0.07,$ $P = 0.791$ ^a	$F(1, 301) = 2.19,$ $P = 0.140$	$F(1, 301) = 0.30,$ $P = 0.582$ ^a	$F(1, 297) = 0.57,$ $P = 0.452$ ^a
Informed	$F(1, 303) = 0.02,$ $P = 0.900$			$F(1, 301) = 0.10,$ $P = 0.757$		
Values Clarity	$F(1, 303) = 0.48,$ $P = 0.489$	^a	^a	$F(1, 301) = 0.76,$ $P = 0.384$	^a	^a
Uncertainty	$F(1, 303) = 2.43,$ $P = 0.120$	^a	^a	$F(1, 301) = 6.24,$ $P = 0.013$	^a	^a
Effective Decision	$F(1, 303) = 5.48,$ $P = 0.020$	^a	^a	$F(1, 301) = 1.50,$ $P = 0.222$	^a	^a

^aIf no statistically significant effect was found for both the total scale and its subscales, only the *F*-statistics of the total scale were reported.

Table 3 Mean ± Standard Deviation per Outcome Measure and Condition

	Textual, Factual (n = 62)	Textual, Narrative (n = 75)	Audiovisual, Factual (n = 88)	Audiovisual, Narrative (n = 80)
Perceived cognitive load	10.48 ± 4.61 ^{a,b}	9.65 ± 4.01 ^c	8.39 ± 4.15 ^a	7.64 ± 4.08 ^{b,c}
Satisfaction with information	48.90 ± 9.33	48.69 ± 10.28	50.52 ± 10.14	52.05 ± 8.07
Attractiveness	12.94 ± 3.73 ^d	12.73 ± 4.07 ^e	14.09 ± 3.77	14.64 ± 3.32 ^{d,e}
Comprehensibility	18.19 ± 2.70	18.52 ± 2.76	18.49 ± 3.00	19.14 ± 2.53
Emotional Support	17.77 ± 5.22	17.44 ± 6.49	17.94 ± 5.92	18.28 ± 5.22
Information comprehension	6.48 ± 1.24	6.68 ± 1.26	6.77 ± 1.07	6.71 ± 1.05
Information recall	5.41 ± 3.08	5.47 ± 2.64	5.90 ± 3.17	6.10 ± 2.82
Decisional conflict	20.25 ± 16.15	20.72 ± 16.54	18.47 ± 16.76	16.80 ± 17.18
Informed	1.69 ± 1.92	1.84 ± 2.13	1.81 ± 1.93	1.68 ± 2.19
Values Clarity	2.15 ± 1.87	2.12 ± 2.15	2.03 ± 2.14	1.89 ± 2.19
Uncertainty	3.24 ± 2.91	3.33 ± 2.55	3.03 ± 2.93	2.55 ± 2.50
Effective Decision	3.45 ± 3.30	3.48 ± 2.88	2.73 ± 2.79	2.63 ± 2.85

^a $M_{dif} = -2.10, P = 0.017$; ^b $M_{dif} = -2.86, P < 0.001$; ^c $M_{dif} = -2.02, P = 0.018$; ^d $M_{dif} = 1.70, P = 0.044$; ^e $M_{dif} = 1.90, P = 0.010$.

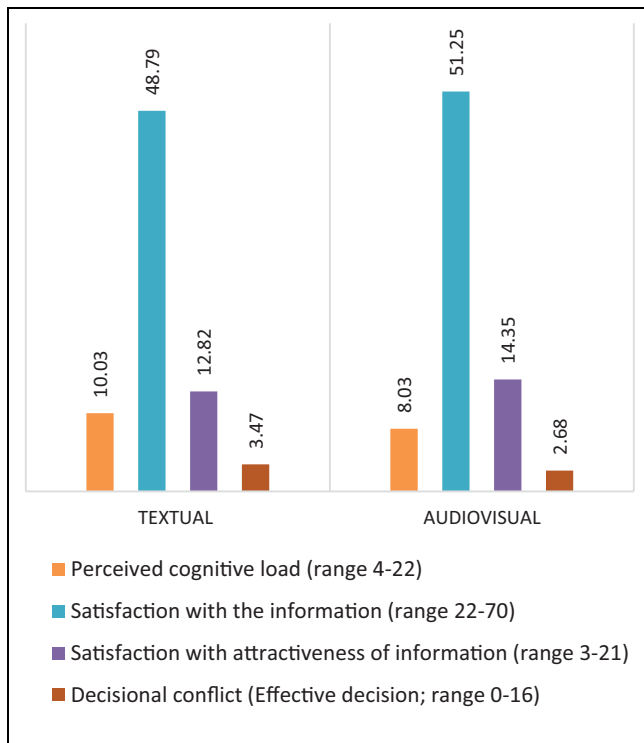


Figure 1 Effect of modality on perceived cognitive load, satisfaction with information, and decisional conflict ($P \leq 0.05$).

information. When patients can self-pace information and take their time in processing it, they are more likely to recall the information,^{14,48} In our study, patients were able to self-pace information only in the textual




Figure 2 Interaction effect of narration style × age on decisional conflict in younger patients ($P = 0.013$).

conditions. In the audiovisual conditions, patients could not rewatch the animation, as we wanted to measure how much of the information was recalled after receiving information once. This difference might explain why audiovisual information did not outperform text with regard to comprehension and recall. Nevertheless, we consider it highly relevant for practice that audiovisual information reduced perceived cognitive load and decisional conflict and increased satisfaction in patients.

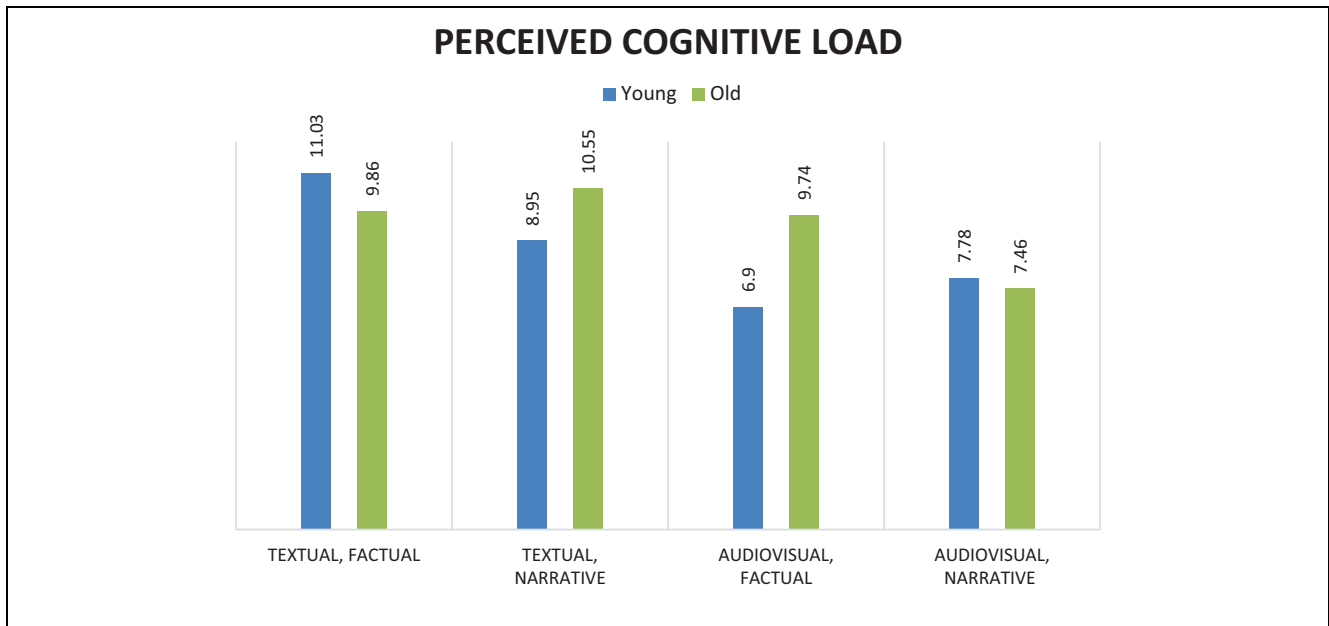


Figure 3 Interaction effect of modality \times narration style \times age on perceived cognitive load ($P = 0.002$).

We further hypothesized that when compared with a factual style, a narrative style would enhance information processing. However, patients in our narrative conditions did not show significant improvements in information processing compared with patients in factual conditions. This suggests that the influence of narratives might not be as great as has been assumed. Bekker et al.³ also previously concluded that evidence concerning narratives' effectiveness in PDAs was insufficient to claim that narratives help patients to make informed decisions. However, it may be that the narratives used in our study were suboptimal. First, our narratives contained more information than the factual information. This larger amount of information might have led to a lower attention or motivation to process information, resulting in no differences between factual and narrative information in their effects on information processing. Second, the literature suggests that the core message of the narrative should not be too implicit, as patients may miss the point of the story.¹⁷ The core message of our narratives (3 types of benefits and harms to compare) was strictly aligned with the core message of factual information, because this alignment was thought to be appropriate for the aim of supporting informed decision making.¹⁹ However, we did not test whether patients actually experienced this message as the core message. In addition, participants may have experienced the core message in the narrative as more factual than not, relative to other

more experience-based or emotion-based narratives, thus leading to suboptimal immersion.¹⁹ Consistent with this thinking, identification with the characters in the audiovisual conditions was low to moderate. Thus, the level of immersion in the narrative conditions may have been insufficient to lead to the expected effects. Despite these potential limitations, the narratives did not negatively influence information processing.

We expected that effects of audiovisual and narrative information and their combination would be greater among older patients than younger patients. However, our findings show that older patients did not benefit more than younger patients on any measure, whereas younger patients accrued more benefits, such as lower perceived cognitive load and lower uncertainty about the decision (subscale of decisional conflict). These findings might be explained by the fact that we did not include very vulnerable older patients. In our study sample, older patients showed quite high health literacy and quality of life, a possible signal of normal cognitive aging. Normal cognitive aging refers to the fact that older patients' intellectual abilities and skills often remain intact.³⁶ Hence, older patients with normal cognitive aging would not necessarily be disadvantaged compared with younger patients in their capacity to process information, perhaps explaining why older patients in our sample did not accrue more benefits than younger patients. Another explanation might be that the type of information

provided could have exceeded the working memory capacity of younger patients as well. Nevertheless, the finding that the effects of audiovisual information were quite similar for older and younger patients can be interpreted as a positive result that is of practical relevance. The finding that audiovisual presentations in PDAs are helpful across age ranges provides useful evidence for the applicability of the CTML to the context of shared decision making.

Limitations and Future Research

Some limitations of our study must be kept in mind. First, participants were recruited through an online panel. These participants might be relatively motivated to process stimulus materials. It is unclear whether patients from the actual target population, and especially the more vulnerable ones, will be more or less motivated. However, PDAs are usually provided to patients online, making recruitment through an online panel potentially appropriate. A meta-analysis proved that this common method in experimental communication research is valid and analogue patients can be used as proxies for clinical patients.⁴² Second, it might be that, due to multiple hypothesis testing, some significant differences were found by chance. To account for this, we applied a Bonferroni correction. In addition, we did not preregister our study protocol. Nevertheless, we conducted the study according to our peer-reviewed and approved grant proposal. Third, no gold standard exists for the use of narratives in PDAs,⁴⁸ and we did not counterbalance the order of the information about treatment options provided to participants. Hence, we do not know whether the level of immersion differed between the information about surgery versus SABR. However, it was not an aim of our study to compare surgery with SABR. Instead, we aimed to compare the effects of modality and narration style. In addition, some content in our narrative scripts about surgery and SABR were non-identical because of inherent differences in treatments. Another potential limitation is that the narrative scripts were longer than the factual scripts because of the inherent characteristics of narratives, which provide contextual information about patients' experiences in addition to the factual information.³⁹ However, these differences were inevitable, and although it could have led to different levels of immersion, the literature suggests that this contextual information is not (necessarily) cognitively burdensome.^{3,49} More research on narratives in PDAs seems needed, for example, to test which type of narratives (i.e., process narratives, experience narratives, or outcome narratives) are most effective in PDAs. Finally,

we categorized our participants as younger or older than 65 y. Although this cutoff is generally used in health-related studies that investigate the effects of aging,⁵⁰ such cutoffs are arbitrary. Future studies might focus more on the oldest-old, to analyze the effects in this group of cancer patients.

Practical Implications

Our study adds to the growing body of evidence about the benefits of providing information in audiovisual format on patients' information processing. For the use of narratives, more evidence is needed to make clear-cut statements and recommendations about their use in PDAs. Nonetheless, the use of audiovisual information in PDAs seems to offer benefits for both younger and older adults.




Conclusion

Our results support the notion that presenting information in an audiovisual modality benefits patients' information processing and use. Age was unrelated to this effect. Furthermore, our results showed little support for the notion that presenting information in a narrative narration style benefits patients' information processing and use. Further research is needed to understand the effects of narration style on patients' information processing. Research on narrative types that support older patients' information processing would particularly enrich this field.

Acknowledgment

We would like to thank Dr. Liesbeth Claassen for her help with power calculations.

ORCID iDs

Nida Gizem Yılmaz  <https://orcid.org/0000-0002-1228-1685>
 Daniëlle R. M. Timmermans  <https://orcid.org/0000-0002-3602-3875>
 Olga C. Damman  <https://orcid.org/0000-0002-4482-5042>

Supplemental Material

Supplementary material for this article is available on the *Medical Decision Making* Web site at <http://journals.sagepub.com/home/mdm>.

References

1. Bekker HL. The loss of reason in patient decision aid research: do checklists damage the quality of informed

- choice interventions? *Patient Educ Couns.* 2010;78(3):357–64.
2. Lewis CL, Pignone MP. Promoting informed decision-making in a primary care practice by implementing decision aids. *North Carolina Med J.* 2009;70(2):136–9.
 3. Bekker HL, Winterbottom AE, Butow P, et al. Do personal stories make patient decision aids more effective? A critical review of theory and evidence. *BMC Med Inform Decision Making* 2013;13(suppl 2):S9.
 4. Cardona-Morrell M, Benfatti-Olivato G, Jansen J, Turner RM, Fajardo-Pulido D, Hillman K. A systematic review of effectiveness of decision aids to assist older patients at the end of life. *Patient Educ Couns.* 2017;100(3):425–35.
 5. McAlpine K, Lewis KB, Trevena LJ, Stacey D. What is the effectiveness of patient decision aids for cancer-related decisions? A systematic review subanalysis. *JCO Clin Cancer Inform.* 2018;2:1–13.
 6. Stacey D, Legare F, Lewis K, et al. Decision aids for people facing health treatment or screening decisions. *Cochrane Database Syst Rev.* 2017;(1):CD001431.
 7. Zdenkowski N, Butow P, Tesson S, Boyle F. A systematic review of decision aids for patients making a decision about treatment for early breast cancer. *Breast.* 2016;26:31–45.
 8. Gaissmaier W, Gigerenzer G. Statistical illiteracy undermines informed shared decision making. *Z Evid Fortbild Qual Gesundheitswes.* 2008;102(7):411–3.
 9. Rakow T, Heard CL, Newell BR. Meeting three challenges in risk communication: phenomena, numbers, and emotions. *Policy Insights from the Behavioral and Brain Sciences.* 2015;2(1):147–56.
 10. van Weert JC, van Munster BC, Sanders R, Spijker R, Hoofst L, Jansen J. Decision aids to help older people make health decisions: a systematic review and meta-analysis. *BMC Med Inform Decision Making.* 2016;16:45.
 11. Bol N, Smets EM, Rutgers MM, et al. Do videos improve website satisfaction and recall of online cancer-related information in older lung cancer patients? *Patient Educ Couns.* 2013;92(3):404–12.
 12. Bol N, van Weert JC, de Haes HC, Loos EF, Smets EM. The effect of modality and narration style on recall of online health information: results from a web-based experiment. *J Med Internet Res.* 2015;17(4):e104.
 13. Leahy W, Sweller J. Cognitive load theory, modality of presentation and the transient information effect. *Appl Cogn Psychol.* 2011;25(6):943–51.
 14. Meppelink CS, van Weert JC, Haven CJ, Smit EG. The effectiveness of health animations in audiences with different health literacy levels: an experimental study. *J Med Internet Res.* 2015;17(1):e11.
 15. Shaffer VA, Owens J, Zikmund-Fisher BJ. The effect of patient narratives on information search in a web-based breast cancer decision aid: an eye-tracking study. *J Med Internet Res.* 2013;15(12):e273.
 16. Khangura S, Bennett C, Stacey D, O'Connor AM. Personal stories in publicly available patient decision aids. *Patient Educ Couns.* 2008;73(3):456–64.
 17. Kreuter MW, Green MC, Cappella JN, et al. Narrative communication in cancer prevention and control: a framework to guide research and application. *Ann Behav Med.* 2007;33(3):221–35.
 18. Osaka W, Nakayama K. Effect of a decision aid with patient narratives in reducing decisional conflict in choice for surgery among early-stage breast cancer patients: a three-arm randomized controlled trial. *Patient Educ Couns.* 2017;100(3):550–62.
 19. Shaffer VA, Focella ES, Hathaway A, Scherer LD, Zikmund-Fisher BJ. On the usefulness of narratives: an interdisciplinary review and theoretical model. *Ann Behav Med.* 2018;52(5):429–42.
 20. Shaffer VA, Hulsey L, Zikmund-Fisher BJ. The effects of process-focused versus experience-focused narratives in a breast cancer treatment decision task. *Patient Educ Couns.* 2013;93(2):255–64.
 21. Shaffer VA, Zikmund-Fisher BJ. All stories are not alike: a purpose-, content-, and valence-based taxonomy of patient narratives in decision aids. *Med Decis Making.* 2013;33(1):4–13.
 22. Greenhalgh T, Hurwitz B. Narrative based medicine: why study narrative? *BMJ.* 1999;318(7175):48–50.
 23. Baker DW, Gazmararian JA, Sudano J, Patterson M. The association between age and health literacy among elderly persons. *J Gerontol B Psychol Sci Soc Sci.* 2000;55(6):S368–374.
 24. Mayer RE. *Multimedia Learning. Psychology of Learning and Motivation.* San Diego (CA): Academic Press; 2002. p. 85–139.
 25. Sparks JV, Chang WC, Chung S. Continuous emotional responding to audio, video, and audiovisual sensory channels during television viewing. *Southwestern Mass Communication Journal.* 2013;28(1):1–30.
 26. Peters E. *Aging-Related Changes in Decision Making: The Aging Consumer.* New York: Routledge; 2011. p. 97–124.
 27. Mayer RE. Multimedia aids to problem-solving transfer. *Int J Educ Res.* 1999;31(7):611–23.
 28. Dunn J, Steginga SK, Rose P, Scott J, Allison R. Evaluating patient education materials about radiation therapy. *Patient Educ Couns.* 2004;52(3):325–32.
 29. Ginns P. Meta-analysis of the modality effect. *Learning and Instruction.* 2005;15(4):313–31.
 30. Bopp KL, Verhaeghen P. Aging and verbal memory span: a meta-analysis. *J Gerontol B Psychol Sci Soc Sci.* 2005;60(5):P223–33.
 31. Brown SC, Park DC. Theoretical models of cognitive aging and implications for translational research in medicine. *Gerontologist.* 2003;43 Spec No 1:57–67.
 32. Crome P, Lally F. Frailty: joining the giants. *CMAJ.* 2011;183(8):889–90.
 33. Delgado-Guay MO, De La Cruz MG, Epner DE. 'I don't want to burden my family': handling communication challenges in geriatric oncology. *Ann Oncol.* 2013;24(suppl 7):vii30–5.
 34. Jansen J, van Weert J, van der Meulen N, van Dulmen S, Heeren T, Bensing J. Recall in older cancer patients:

- measuring memory for medical information. *Gerontologist*. 2008;48(2):149–57.
35. Posma ER, van Weert JC, Jansen J, Bensing JM. Older cancer patients' information and support needs surrounding treatment: an evaluation through the eyes of patients, relatives and professionals. *BMC Nurs*. 2009; 8:1.
 36. Sparks L, Nussbaum JF. Health literacy and cancer communication with older adults. *Patient Educ Couns*. 2008;71(3):345–50.
 37. Parrott R, Raup Krieger J, Silk K, Egbert N. Aging adults and online cancer information: Promises and pitfalls in an era of genomic health care. *Cancer Commun Aging*. 2008;47–66.
 38. Bol N, van Weert JC, de Haes HC, et al. Using cognitive and affective illustrations to enhance older adults' website satisfaction and recall of online cancer-related information. *Health Commun*. 2014;29(7):678–88.
 39. Winterbottom A, Bekker HL, Conner M, Mooney A. Does narrative information bias individual's decision making? A systematic review. *Soc Sci Med*. 2008;67(12):2079–88.
 40. Wise M, Han JY, Shaw B, McTavish F, Gustafson DH. Effects of using online narrative and didactic information on healthcare participation for breast cancer patients. *Patient Educ Couns*. 2008;70(3):348–56.
 41. Mayer RE, Moreno R. Animation as an aid to multimedia learning. *Educ Psychol Rev*. 2002;14(1):87–99.
 42. van Vliet LM, van der Wall E, Albada A, Spreeuwenberg PM, Verheul W, Bensing JM. The validity of using analogue patients in practitioner-patient communication research: systematic review and meta-analysis. *J Gen Intern Med*. 2012;27(11):1528–43.
 43. Eveland WP, Dunwoody S. User control and structural isomorphism or disorientation and cognitive load? Learning from the web versus print. *Commun Res*. 2001;28(1):48–78.
 44. van Weert JC, van Noort G, Bol N, van Dijk L, Tates K, Jansen J. Tailored information for cancer patients on the internet: effects of visual cues and language complexity on information recall and satisfaction. *Patient Educ Couns*. 2011;84(3):368–78.
 45. Reyna VF. A theory of medical decision making and health: fuzzy trace theory. *Med Decis Making*. 2008;28(6): 850–65.
 46. O'Connor AM. Validation of a decisional conflict scale. *Med Decis Making*. 1995;15(1):25–30.
 47. Visser LN, Hillen MA, Verdam MG, Bol N, de Haes HC, Smets EM. Assessing engagement while viewing video vignettes; validation of the video engagement scale (ves). *Patient Educ Couns*. 2016;99(2):227–35.
 48. Graaf AD, Sanders J, Hoeken H. Characteristics of narrative interventions and health effects: a review of the content, form, and context of narratives in health-related narrative persuasion research. *Rev Commun Res*. 2016;4:88–131.
 49. Moyer-Gusé E. Toward a theory of entertainment persuasion: explaining the persuasive effects of entertainment-education messages. *Commun Theory*. 2008;18(3):407–25.
 50. Jorgensen ML, Young JM, Harrison JD, Solomon MJ. Unmet supportive care needs in colorectal cancer: differences by age. *Supportive Care Cancer*. 2012;20(6):1275–81.