



REVIEW

Hepatitis C elimination: challenges with under-diagnosis and under-treatment [version 1; referees: 2 approved]

Norah A Terrault

Division of Gastroenterology & Hepatology, University of California, San Francisco, San Francisco, CA, USA

v1 **First published:** 14 Jan 2019, 8(F1000 Faculty Rev):54 (<https://doi.org/10.12688/f1000research.15892.1>)
Latest published: 14 Jan 2019, 8(F1000 Faculty Rev):54 (<https://doi.org/10.12688/f1000research.15892.1>)

Abstract

Hepatitis C infection has affected 189 million people globally and more than 4 million in the US. Owing to remarkable advances in the therapeutic sphere, essentially all infected patients can be expected to achieve cure. This provides an unprecedented opportunity to eliminate the risk of complications from hepatitis C and to reduce the spread of the virus to others. To achieve this, a streamlined cascade of care from diagnosis to treatment may be enacted. Although great strides have been made, under-diagnosis and under-treatment remain major hurdles.

Keywords

baby boomers, PWIDs, direct-acting antivirals, screening, cure

Open Peer Review

Referee Status:

	Invited Referees	
	1	2
version 1 published 14 Jan 2019		

F1000 Faculty Reviews are commissioned from members of the prestigious F1000 Faculty. In order to make these reviews as comprehensive and accessible as possible, peer review takes place before publication; the referees are listed below, but their reports are not formally published.

- 1 **Nancy Reau**, RUSH Medical Center, USA
- 2 **Hans L Tillmann**, East Carolina University, USA

Discuss this article

Comments (0)

Corresponding author: Norah A Terrault (norah.terrault@ucsf.edu)

Author roles: Terrault NA: Conceptualization, Formal Analysis, Project Administration, Writing – Original Draft Preparation, Writing – Review & Editing

Competing interests: No competing interests were disclosed.

Grant information: The author has received institutional grant support from Gilead Sciences, AbbVie, Merck, and Bristol-Myers Squibb. *The funders had no role in study design, data collection and analysis, decision to publish, or preparation of the manuscript.*

Copyright: © 2019 Terrault NA. This is an open access article distributed under the terms of the [Creative Commons Attribution Licence](#), which permits unrestricted use, distribution, and reproduction in any medium, provided the original work is properly cited.

How to cite this article: Terrault NA. **Hepatitis C elimination: challenges with under-diagnosis and under-treatment [version 1; referees: 2 approved]** *F1000Research* 2019, **8**(F1000 Faculty Rev):54 (<https://doi.org/10.12688/f1000research.15892.1>)

First published: 14 Jan 2019, **8**(F1000 Faculty Rev):54 (<https://doi.org/10.12688/f1000research.15892.1>)

Introduction

Hepatitis C virus (HCV) is a major cause of cirrhosis, liver cancer, and mortality worldwide¹. Spread via contaminated blood or blood-contaminated objects, blood transfusions, or contact with unsterile needles (via injection drug use and medical care) has been the prime driver of HCV transmission around the globe. Once infected, the majority will remain chronically infected unless treatment is provided. After several decades of living with the chronic infection, a substantial proportion will come to suffer the consequences of cirrhosis and liver cancer. Additionally, HCV has effects beyond the liver, and extrahepatic complications are as diverse as diabetes, lymphoma, and chronic kidney disease². Recent estimates indicate that at least 71 million people have chronic HCV viremia globally³, whereas a prior estimate (2010) was 80 million⁴; this decline is related in part to improved epidemiologic data from some countries but also reflects deaths due to liver complications among those with chronic HCV. An estimated 500,000 deaths from HCV occurred in 2010⁵, and whereas in some sectors mortality rates are decreasing, the global trend in deaths is still increasing⁶. Unique challenges are present in different countries. Six countries carry 50% of the global HCV burden: China, Pakistan, India, Egypt, Russia, and the US (Figure 1)^{3,7}. Reducing disease burden in every country requires not only enhanced rates of diagnosis and treatment but also strategies to prevent new infections, and countries with high (>3%) per-capita prevalence—such as Pakistan, Russia, Mongolia, Egypt, and Georgia—are the most challenged in meeting elimination goals.

Despite these rather sobering statistics, this is a time of great optimism. Direct-acting antiviral (DAA) drugs provide a simple, well-tolerated, and highly effective treatment, and cure rates are approaching 100% in adherent patients. In 2015, an estimated 700,000 persons with chronic HCV—about 1% of the total infected population—achieved eradication of their HCV infection⁸. The World Health Organization (WHO) has called for elimination of HCV—and for reductions in HCV-associated mortality by 65% and in the rate of new infections by 90% by 2030. It is argued that elimination without the

availability of a vaccine has never been attained for any infectious disease⁹ and that a better goal might be “control” rather than elimination. Regardless, we have the capacity to diagnose and cure a chronic condition that is associated with significant morbidity and mortality, so the goal should be to reach as many infected persons as possible. Moreover, since HCV transmission requires blood—blood contact and is inefficiently transmitted by sexual or household transmission (with few exceptions), harm reduction strategies targeting major routes of transmission are highly feasible. In this review, the focus is on under-diagnosis and under-treatment as the primary culprits undermining the US goals of HCV elimination.

Under-diagnosis: the largest gap in the cascade of care

An estimated 1.8 million Americans remain unaware of their HCV infection¹⁰. Prior to 2012, screening for HCV was based on the presence of risk factors for HCV acquisition. However, this approach was unsuccessful for multiple reasons. First, clinicians lacked the knowledge or time (or both) to question patients on those risk factors (Table 1); second, some patients did not wish to disclose risk factors; and, third, risk-based screening did not capture all infected persons. For example, the re-use of needles and syringes without adequate sterilization in the context of medical care in many developing and transitional countries is a key source of HCV transmission^{11,12}, yet iatrogenic exposure from medical care in countries with moderate to high endemicity of HCV is not listed among the indications for HCV screening in the US. Adopting an approach similar to that used for hepatitis B, where individuals originating from countries of high HCV endemicity are screened for HCV, may increase case identification rates, especially among the foreign-born. An important change made to screening occurred in 2012, when the Centers for Disease Control and Prevention (CDC)¹³ and the US Preventive Services Task Force (USPSTF) recommended one-time HCV testing for the 1945—1965 birth cohort. US prevalence studies identified these “baby boomers” as having the highest prevalence of HCV (50% of all infections), making this group a rich source for HCV case finding. Indeed, this addition to the screening

Prevalence of Hepatitis C Viremia

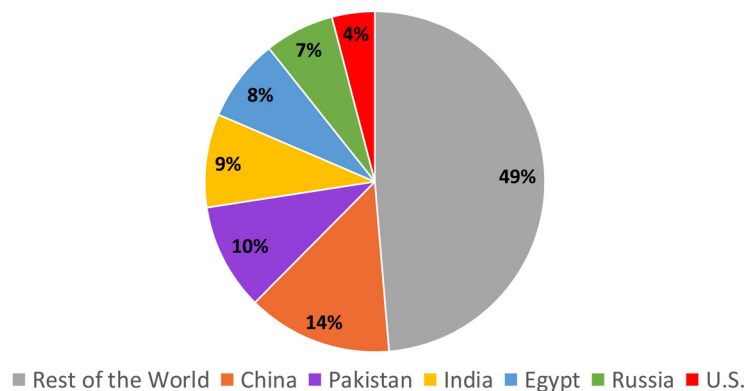


Figure 1. Countries with a higher burden of chronic hepatitis C virus (HCV). Twenty-eight countries account for 80% of viremic HCV infections. Six countries carry 50% of the global hepatitis C burden: China, Pakistan, India, Egypt, Russia, and the US³.

Table 1. Screening for hepatitis C virus.

Current recommendations	Expanded screening options
<p>Demographic-based</p> <ul style="list-style-type: none"> Born 1945—1965 tested once All pregnant women* <p>Risk-based</p> <ul style="list-style-type: none"> Ever injected drugs Received clotting factor concentrates before 1987 Ever on long-term hemodialysis Persistently abnormal alanine aminotransferase (ALT) levels HIV infection Transfusion of blood or blood components or an organ transplant before July 1992 Health-care, emergency medical, and public safety workers after needle sticks, sharps, or mucosal exposures to hepatitis C virus (HCV)-positive blood Children born to HCV-positive women 	<p>High-prevalence groups</p> <p>Universal (or opt-out) screening</p> <ul style="list-style-type: none"> Emergency/Acute care (select countries) Prisons/Jails Sexually transmitted disease (STD) clinics Opioid substitution therapy (OST) clinics Needle exchange programs Homeless shelters <p>Universal screening of all adults from 18 to 40 years of age</p> <ul style="list-style-type: none"> Repeat screening per risk profile

*AASLD-IDSA HCV guidance recommendation³⁴

recommendations is likely responsible for the reduction in undiagnosed HCV in the US from 70 to 50% that has been achieved in the past five years¹⁴. However, to meet the 90% diagnosed target by 2030, the targeted rate of diagnosis should be 110,000 per year until 2020, 89,000 per year between 2020 and 2024, and more than 70,000 per year between 2025 and 2030¹⁵. The World Hepatitis Alliance’s call to “find the missing millions” reflects the gap in screening success. The increase in new HCV infection among young adults requires a shift in screening strategies. In some US states, young adults with HCV outnumber baby boomers¹⁶. In some US states, young adults with HCV outnumber baby boomers¹⁶ (Figure 2). This raises the question of why universal one-time screening of adults is not adopted. By way of comparison, the USPSTF recommends HIV screening for all adults who are 15 to 65 years old, yet the infection burden for HIV is lower than HCV and HCV-associated mortality is higher than HIV in the US¹⁷. Decision-analysis finds that one-time screening of all 15- to 30-year-olds is cost-effective if the prevalence of persons who inject drugs (PWIDs) in the cohort is more than 0.59%¹⁸. Similar cost-effectiveness modeling could assist in expanding testing recommendations to capture those who remain infected but unaware of their HCV infection.

In the US and most countries, screening is performed primarily by primary care physicians (PCPs) and innovative strategies to maximize adherence to screening recommendations have been sought. Use of electronic reminders and best practice alerts have yielded excellent results^{19,20}. In one study implementing electronic medical record (EMR) prompts for PCPs to perform HCV screening of baby boomers who lacked an anti-HCV result, rates of screening increased from 7 to 72% within a year of implementation²⁰. Of those diagnosed, 20% had advanced liver disease. Other studies have shown that EMR-based birth cohort screening both in the inpatient and outpatient settings is 2.6 to 8 times more effective than risk-based screening^{21,22} but

that strategies to improve outcomes along the testing-to-care continuum were needed. HCV care coordinators and internal HCV “champions” within a practice or health-care system are useful in ensuring that those who test positive continue along the treatment cascade^{21,23,24}. Inclusion of HCV screening as a Medicaid quality metric would be anticipated to improve adherence to screening recommendations.

For persons who are not consistently engaged with primary care, other testing opportunities need to be explored. Testing in emergency room departments, retail pharmacies, sexually transmitted disease clinics, and prenatal clinics has been proposed. Although these settings appear feasible for screening, completing the follow-up steps in the cascade of care (Figure 3) is suboptimal^{25,26}. Screening for HCV among PWIDs requires specific attention. Fueled in large part by the epidemic of opioid prescription and heroin use in the US, a doubling in rates of incident HCV infections occurred among adults from 20 to 40 years old from 2006 to 2012²⁷. Point-of-care HCV testing using finger-stick whole-blood, dried blood spots, oral fluids, or venipuncture-based testing has been associated with increase testing and linkage to care among this population^{28,29}. However, most point-of-care tests measure HCV antibody and require a venipuncture to assess for HCV viremia. This two-step process can lead to losses in care, especially as PWIDs may lack easy venous access. Advances in point-of-care tests of viremia (rather than antibody) provide unique opportunities to streamline care, especially in less traditional settings. In an Australian study conducted at drug and alcohol clinics, among homeless, and in needle and syringe programs, point-of-care testing with finger-stick capillary whole-blood samples (Xpert® HCV Viral Load test) was both sensitive and specific in identifying viremic (active infection) persons³⁰.

Another unique setting for HCV testing is in the prenatal clinic. Again, likely related to the “epidemic” of opioid and

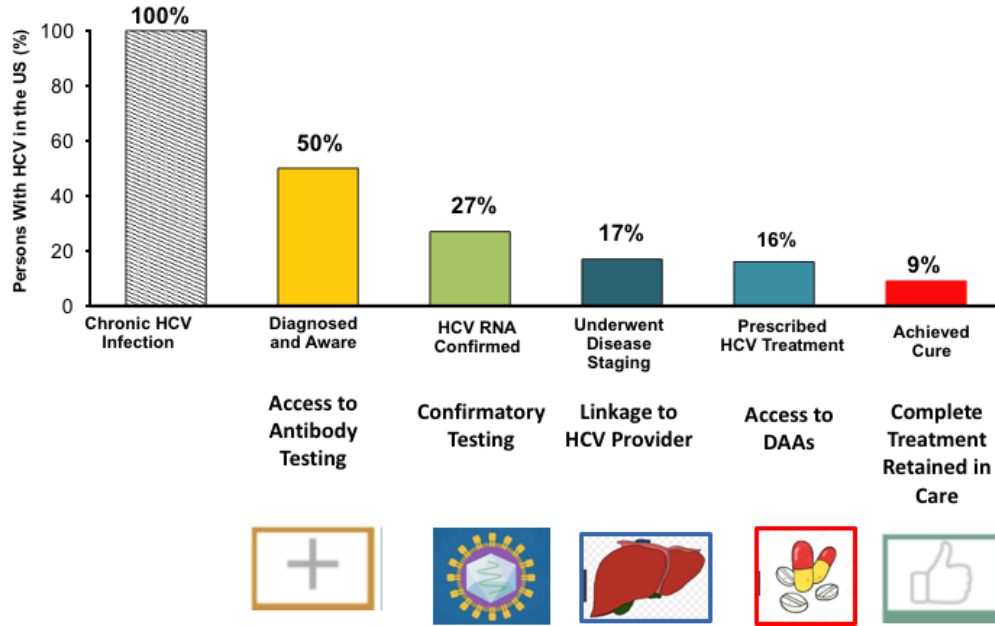


Figure 2. Hepatitis C virus (HCV) cascade of care. Of the 3.5 million Americans estimated to be infected with HCV, 50% have undergone anti-HCV testing, the first step in the cascade of care. Next, confirmation testing for viremia (HCV RNA testing) is needed. Once infection is confirmed, linkage with a provider who is expert in HCV treatment is needed (primary care or specialist) and additional steps include testing for HCV genotype and staging of liver disease. Once treatment is prescribed, there are additional steps to get the medication approved and the patient to complete the treatment. As shown, there are multiple points along the cascade of care where interruption can occur, leading to decreased numbers of persons achieving HCV cure³¹. Current HCV elimination efforts are focused on reducing gaps along the cascade of care.

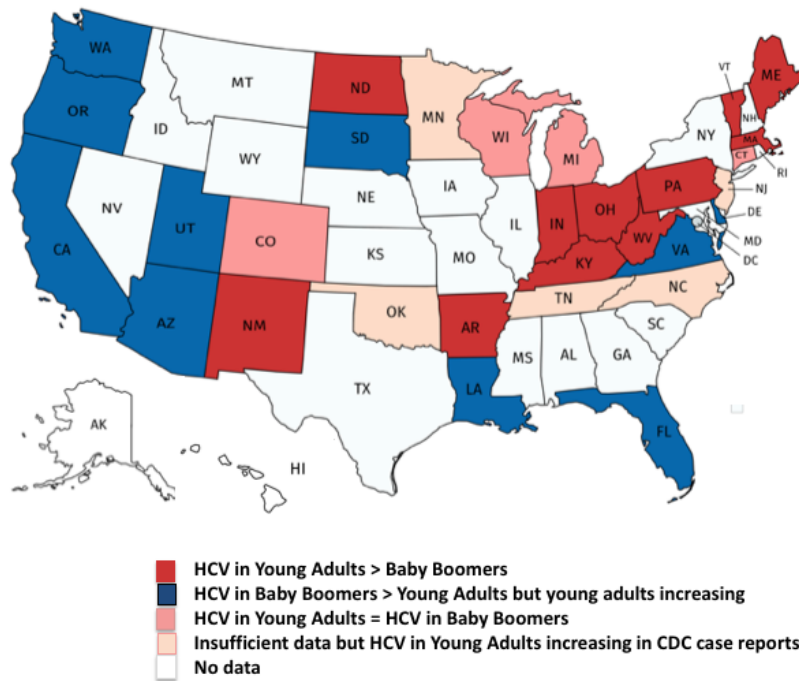


Figure 3. Hepatitis C virus (HCV) cases in young adults versus baby boomers in the US. To date, baby boomers have been the birth cohort with the highest prevalence of HCV infection. However, as cases related to the opioid epidemic increase among young adults, this is changing. Via state-level reports of HCV cases, the seroprevalence of HCV among baby boomers from 50 to 69 years of age was compared with those of young adults from 20 to 39 years of age, and the 2016 US Census population was used to determine the proportion of the population which was HCV-positive in each age category. Eleven states had higher rates of HCV in young adults than baby boomers, and four additional states had roughly equivalent numbers of young adults and baby boomers¹⁶. CDC, Centers for Disease Control and Prevention.

other drug use among those under age 40, the number of newly diagnosed cases of HCV among pregnant women increased by 89% from 2009 to 2014³². Currently, risk-based rather than universal screening is endorsed by the obstetrical societies³³, but this likely fails to identify infected women³⁴ because of either undisclosed risk factors by pregnant women or lack of inquiry regarding risk factors by providers. Recently, the American Association for the Study of Liver Diseases–Infectious Diseases Society of America (AASLD-IDSA) HCV guidance added a recommendation to screen all pregnant women for HCV³⁵. Identification of pregnant women with HCV provides an opportunity to plan HCV treatment post-partum with the intent to eliminate risk of vertical transmission for future pregnancies. Moreover, with mother-to-child transmission of HCV occurring in 5% of HCV-positive mothers, screening for HCV infection allows appropriate peripartum management and testing of infants³⁶.

Persons intersecting with the judicial system have a high prevalence of HCV, and rates among inmates vary from 10 to 40%³⁷. Screening approaches vary, but universal and opt-out strategies are best. In a study from the Dallas County (Texas) jail, uptake of testing increased from 13 to 81% when an opt-out rather than opt-in approach was used³⁸; 17% of inmates were HCV-positive. Cost-effective analysis shows that a universal opt-out HCV testing approach in prisons would decrease the number of new HCV infections and reduce liver-related deaths from HCV³⁹. In summary, to close that gap on under-diagnosis, both better application of the current guidelines for screening (that is, risk- and cohort-based) and expanded guidance for universal screening in selected, high-prevalence settings are needed.

Under-treatment: more than just the cost

The impact of drug costs on access to HCV treatment is undeniable. The first approved DAA, sofosbuvir, had a list price in the US of \$1000 per pill and all subsequent sofosbuvir-inclusive regimens have been higher, and the typical drug cost for a standard 12 weeks of ledipasvir-sofosbuvir is \$94,500⁴⁰. These initial prices resulted in practices to restrict access for many and have persisted even as drug costs have declined. For example, one of the most recently approved drug combinations, glecaprevir-pibrentasvir, costs only \$26,400 for an eight-week course⁴⁰. Indeed, with rebates and discounting, the differences in costs between the different drug regimens are likely less than that suggested by wholesale list prices, so the competition among DAA manufacturers has helped to reduce the “cost per cure” and contributed to an increase in access to treatment. However, even among those who are insured, other costs may lead to less prescribing, as shown in a retrospective study from a large integrated health-care plan in California. In that study, higher maximum annual out-of-pocket health-care costs and having Medicare or Medicaid were associated with a 10 to 30% lower likelihood of initiating HCV treatment compared with patients having private health insurance⁴¹. Globally, drug costs are a huge barrier to the elimination agenda, especially for middle- to low-income countries with a high prevalence of HCV infection. Some countries with high burden and limited resources have

received substantial price reductions (up to 99%, for example, in Egypt). Approved DAAs have been included in the WHO’s Model List of Essential Medications to facilitate high-level drug price negotiations in countries that have national drug plans. More creative financial solutions will likely be necessary⁴².

In the US, patients covered by Medicaid have experienced higher rates of treatment denial and have restrictions on who can prescribe DAA therapy that further contribute to reduced access to treatment^{43,44}. Limiting treatment to only those with advanced fibrosis; requiring abstinence from alcohol, cannabis, and drugs for periods up to one year pre-treatment; and requiring the HCV treater to be a specialist are among the most frequently applied barriers. Restrictions based on recent drug use result in the inability to cure those with the highest risk for transmission. Restrictions based on alcohol use mean that patients at higher risk of liver disease progression and premature death are not receiving treatment. The National Viral Hepatitis Roundtable and the Center for Health Law and Policy Innovation highlighted the tremendous disparities across the US and developed a report card to showcase the best and worst states in terms of HCV access to treatment (Figure 4)⁴⁴. Alaska, Connecticut, Massachusetts, Nevada, and Washington have no restrictions (grade A), but more than 50% of the states received a grade of D or F. The most restrictive states were Arkansas, Louisiana, Montana, Oregon, and South Dakota. As detailed below, there is no medical justification for these restrictions.

Restricting treatment to only those with advanced fibrosis ignores the substantial morbidity associated with chronic infection, including chronic fatigue⁴⁵, and the extrahepatic risks, such as diabetes or lymphoma⁴⁵. Indeed, cure has been shown to improve physical and mental domains, including work productivity, in HCV-infected persons with minimal or mild fibrosis⁴⁶. Additionally, treatment is shorter (and therefore cheaper) if carried out before the stage of cirrhosis. Finally, HCV cure before the development of advanced fibrosis eliminates the risk of future liver cancer whereas HCV eradication at the cirrhosis stage reduces but does not eliminate future liver cancer risk. For all of these reasons, treatment of HCV, regardless of stage, is the best strategy.

Treatment for persons who inject drugs is a high priority because of both the high burden of infection and the potential to transmit to others. The success of treating PWIDs is well established⁴⁷. In the recent SIMPLIFY trial, 103 persons with recent injection drug use (74% injected in the past month) received treatment with sofosbuvir-velpatasvir for 12 weeks and 94% achieved HCV cure with no virologic failures⁴⁸. Those with prior and current drug use, those on opiate substitution therapy, and those not on opiate substitution therapy had similar rates of cure with DAA therapy^{47,48}. Modeling of treatment in populations of PWIDs highlights the need for prevention measures (safe syringe programs, opiate substitution programs, and safe injection houses) concurrent with HCV treatment.

Traditionally, HCV treatment was provided by specialists. This was justified in the peginterferon and ribavirin era when

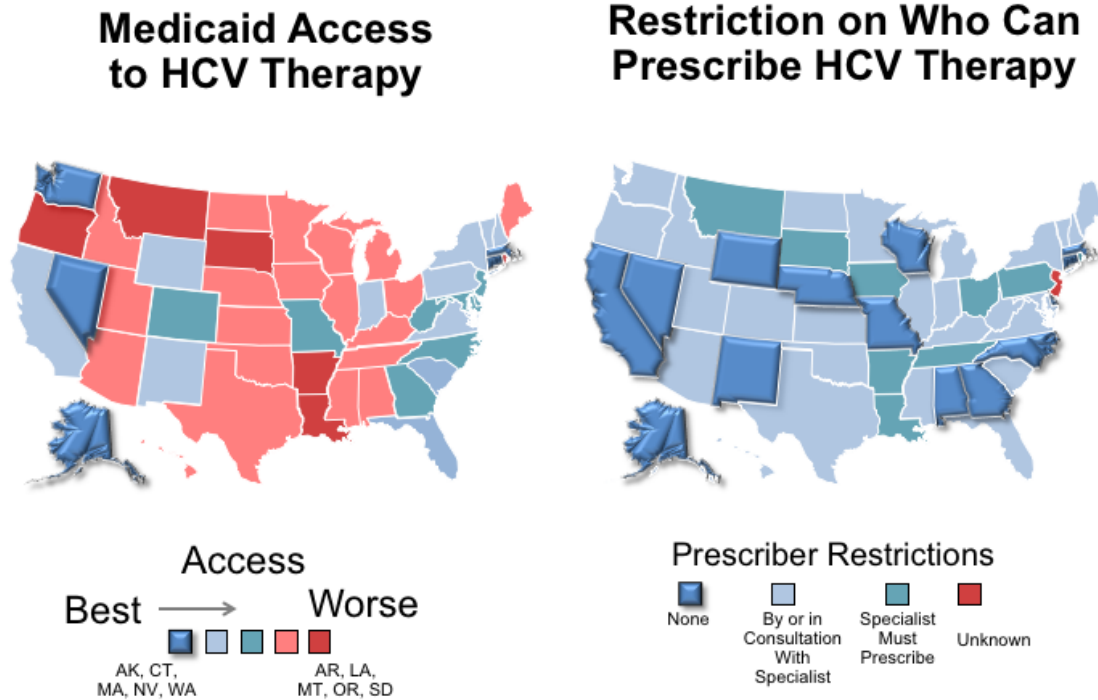


Figure 4. Rating of US states in terms of access to hepatitis C virus (HCV) treatment, 2017. A report from the National Viral Hepatitis Roundtable and Center for Health, Law and Policy Innovation at Harvard Law School found that most Medicaid programs restrict access to HCV treatment. More than half the programs received a “D” or “F” rating, indicating that severe restrictions to HCV therapy exist. In addition, restrictions on who can prescribe HCV treatment exist in all but 14 states. Adapted from sources: <https://stateofhepc.org/wp-content/uploads/2017/10/State-of-Access-Infographic.pdf> and <https://stateofhepc.org/wp-content/uploads/2017/10/Prescriber-Infographic.pdf>.

treatment was complex, associated with frequent side effects, and lengthy (24 to more than 48 weeks). Additionally, because treatment was frequently unsuccessful, many patients ultimately needed the specialist’s management of liver complications. But those days are gone as current HCV therapy is once-a-day dosing for 8 to 12 weeks and there are few if any side effects, yielding a cure in $\geq 95\%$ ³⁵. The simplicity of current DAA therapy allows PCPs to move into the primary position for treatment. Models of care that triage patients on the basis of severity of disease, with PCPs treating those without advanced fibrosis and specialists treating more complex patients, are effective⁴⁹. Studies comparing adherence and rates of cure in patients treated by front-line providers—nurse practitioners (NPs) and PCPs—highlight their success as HCV treaters. In the ASCEND study, NPs and PCPs new to HCV care were provided with three hours of intensive didactic training on HCV and its management and then 600 genotype 1 treatment-naïve patients with compensated liver disease were assigned to treatment with ledipasvir-sofosbuvir via an NP, PCP, or specialist. Cure rates were comparable across all provider types: NPs, 89.3%; PCPs, 86.9%; and specialists, 83.8%⁵⁰. Moreover, adherence to follow-up visits was higher with NPs and PCPs than with specialists! Specialists remain important not only in managing patients with more advanced liver disease or complex

comorbidities but as educators and back-up support to PCPs engaged in HCV screening and treatment.

Project Expanding Capacity for Health Outcomes (ECHO), pioneered by the University of New Mexico, is a tele-health model that partners PCPs/NPs (spokes) with specialists (hub) to provide complex and comprehensive care⁵¹. Using both didactic and case-based learning, PCPs are supported via videoconferencing to treat patients locally. This educational model was shown to yield outcomes as good as or better than those of specialists, and PCPs demonstrated increased knowledge and confidence in HCV care over time⁵². In 2011, the Veterans Administration (VA) introduced the Project ECHO model nationally and they recently shared their initial positive results, and 21% of PCPs participated in at least one VA-ECHO undertaking treatment compared with only 2.5% among PCPs who did not attend ECHO⁵³. In California, Project ECHO was launched in 2016 and has successfully on-boarded PCPs/NPs across rural Northern and Central California to treat HCV⁵⁴. The challenge with these tele-mentoring models is that these activities are not reimbursed; rather, both specialist and PCPs donate their time to participate and to better serve their patients. However, for this to be a sustainable model, provider time to participate in Project ECHO needs to be compensated.

In 2016, the US Senate passed the ECHO Act (S.2873), which required studies of the opportunities to use technology-enabled collaborative learning and capacity-building models for management of chronic diseases, including HCV. The results will hopefully provide a platform to advance partnerships between PCPs and specialists in caring for patients with HCV.

In elimination goals, prevention of new infections is as important as treating those already infected. In the US, the key focus for prevention is among PWIDs. Experts emphasize the need for integrated care—providing HCV treatment, addiction services, and general medical care—under “one roof”⁵⁵. Coupling HCV treatment with drug use counselling or opioid substitution therapy (OST) is important in reducing the likelihood of HCV reinfection. In the ANCHOR study, persons actively engaged in drug use were offered HCV treatment as well as OST. Of the 90 patients treated, 30% were on OST at baseline and 43% initiated OST during HCV treatment and 24% did not. Those on OST were more adherent to HCV visits and reported lower high-risk behaviors⁵⁶. Other models of care include directly observed HCV therapy and peer-based models⁵⁷. Innovation in this area of care delivery is essential to achieve elimination goals which include reducing incident infections by 90% by 2030.

Concluding remarks

An estimated 189 million persons have been infected with HCV, and new infections are added to the global infection burden daily. The WHO’s call for HCV elimination requires each country to look critically at its cascade of care and develop strategies to amplify performance at each step. In the US, there is still much to be accomplished. Identifying those who are

infected may require a broader screening mandate. One-time screening of all adults and repeat screening in at-risk groups such as those who inject drugs would get us closer to the goal. Management of HCV should increasingly be under the care of PCPs, and the expectation is that only those patients with advanced disease or who fail first-line therapy would need to be triaged to specialists. Specialists remain critical within these new models of care both to manage complex patients and to support and enable treatment among PCPs. Finally, drug costs remain a barrier in the US, as in many countries, and continued advocacy to reduce drug costs and remove the barriers imposed by insurers to prevent patient access to curative therapies is essential. Clinicians, researchers, public health experts, and advocacy groups all play a key role in the future of HCV elimination—it is an exciting but challenging opportunity!

Abbreviations

DAA, direct-acting antiviral; EMR, electronic medical record; HCV, hepatitis C virus; NP, nurse practitioner; OST, opioid substitution therapy; PCP, primary care physician; PWID, person who injects drugs; USPSTF, US Preventive Services Task Force; VA, Veterans Administration; WHO, World Health Organization

Grant information

The author has received institutional grant support from Gilead Sciences, AbbVie, Merck, and Bristol-Myers Squibb.

The funders had no role in study design, data collection and analysis, decision to publish, or preparation of the manuscript.

References



- Perz JF, Armstrong GL, Farrington LA, *et al.*: **The contributions of hepatitis B virus and hepatitis C virus infections to cirrhosis and primary liver cancer worldwide.** *J Hepatol.* 2006; 45(4): 529–38.
[PubMed Abstract](#) | [Publisher Full Text](#)
- F** Younossi Z, Park H, Henry L, *et al.*: **Extrahepatic Manifestations of Hepatitis C: A Meta-analysis of Prevalence, Quality of Life, and Economic Burden.** *Gastroenterology.* 2016; 150(7): 1599–608.
[PubMed Abstract](#) | [Publisher Full Text](#) | **F1000 Recommendation**
- F** Polaris Observatory HCV Collaborators: **Global prevalence and genotype distribution of hepatitis C virus infection in 2015: a modelling study.** *Lancet Gastroenterol Hepatol.* 2017; 2(3): 161–76.
[PubMed Abstract](#) | [Publisher Full Text](#) | **F1000 Recommendation**
- F** Gower E, Estes C, Blach S, *et al.*: **Global epidemiology and genotype distribution of the hepatitis C virus infection.** *J Hepatol.* 2014; 61(1 Suppl): S45–57.
[PubMed Abstract](#) | [Publisher Full Text](#) | **F1000 Recommendation**
- Lozano R, Naghavi M, Foreman K, *et al.*: **Global and regional mortality from 235 causes of death for 20 age groups in 1990 and 2010: a systematic analysis for the Global Burden of Disease Study 2010.** *Lancet.* 2012; 380(9859): 2095–128.
[PubMed Abstract](#) | [Publisher Full Text](#)
- WHO: **Global hepatitis report, 2017.** 2017.
[Reference Source](#)
- F** Hill AM, Nath S, Simmons B: **The road to elimination of hepatitis C: analysis of cures versus new infections in 91 countries.** *J Virus Erad.* 2017; 3(3): 117–23.
[PubMed Abstract](#) | [Free Full Text](#) | **F1000 Recommendation**
- Razavi H, Waked I, Sarrazin C, *et al.*: **The present and future disease burden of hepatitis C virus (HCV) infection with today’s treatment paradigm.** *J Viral Hepat.* 2014; 21 Suppl 1: 34–59.
[PubMed Abstract](#) | [Publisher Full Text](#)
- Rosen HR: **“Hep C, where art thou”: What are the remaining (fundable) questions in hepatitis C virus research?** *Hepatology.* 2017; 65(1): 341–9.
[PubMed Abstract](#) | [Publisher Full Text](#)
- Denniston MM, Klevens RM, McQuillan GM, *et al.*: **Awareness of infection, knowledge of hepatitis C, and medical follow-up among individuals testing positive for hepatitis C: National Health and Nutrition Examination Survey 2001–2008.** *Hepatology.* 2012; 55(6): 1652–61.
[PubMed Abstract](#) | [Publisher Full Text](#) | [Free Full Text](#)
- Pépin J, Abou Chakra CN, Pépin E, *et al.*: **Evolution of the global burden of viral infections from unsafe medical injections, 2000–2010.** *PLoS One.* 2014; 9(6): e99677.
[PubMed Abstract](#) | [Publisher Full Text](#) | [Free Full Text](#)
- Greenaway C, Thu Ma A, Kloda LA, *et al.*: **The Seroprevalence of Hepatitis C Antibodies in Immigrants and Refugees from Intermediate and High Endemic Countries: A Systematic Review and Meta-Analysis.** *PLoS One.* 2015; 10(11):

- e0141715.
[PubMed Abstract](#) | [Publisher Full Text](#) | [Free Full Text](#)
13. Smith BD, Morgan RL, Beckett GA, *et al.*: Recommendations for the identification of chronic hepatitis C virus infection among persons born during 1945-1965. *MMWR Recomm Rep*. 2012; 61(RR-4): 1-32.
[PubMed Abstract](#)
 14. Barocas JA, Wang J, White LF, *et al.*: Hepatitis C Testing Increased Among Baby Boomers Following The 2012 Change To CDC Testing Recommendations. *Health Aff (Millwood)*. 2017; 36(12): 2142-50.
[PubMed Abstract](#) | [Publisher Full Text](#) | [Free Full Text](#) | [F1000 Recommendation](#)
 15. National Academies of Sciences, Engineering, and Medicine, Health and Medicine Division, Board on Population Health and Public Health Practice, *et al.*: A National Strategy for the Elimination of Hepatitis B and C: Phase Two Report. In Strom BL, Buckley GJ, (Eds). Washington (DC). 2017.
[PubMed Abstract](#)
 16. Morse A, Barritt AS 4th, Jhaveri R: Individual State Hepatitis C Data Supports Expanding Screening Beyond Baby Boomers to All Adults. *Gastroenterology*. 2018; 154(6): 1850-1851.e2.
[PubMed Abstract](#) | [Publisher Full Text](#) | [F1000 Recommendation](#)
 17. Ly KN, King J, Klevens RM, *et al.*: The increasing burden of mortality from viral hepatitis in the United States between 1999 and 2007. *Ann Intern Med*. 2012; 156(4): 271-8.
[PubMed Abstract](#) | [Publisher Full Text](#) | [F1000 Recommendation](#)
 18. Assoumou SA, Tasillo A, Leff JA, *et al.*: Cost-Effectiveness of One-Time Hepatitis C Screening Strategies Among Adolescents and Young Adults in Primary Care Settings. *Clin Infect Dis*. 2018; 66(3): 376-84.
[PubMed Abstract](#) | [Publisher Full Text](#) | [Free Full Text](#) | [F1000 Recommendation](#)
 19. Castrejón M, Chew KW, Javanbakht M, *et al.*: Implementation of a Large System-Wide Hepatitis C Virus Screening and Linkage to Care Program for Baby Boomers. *Open Forum Infect Dis*. 2017; 4(3): ofx109.
[PubMed Abstract](#) | [Publisher Full Text](#) | [Free Full Text](#) | [F1000 Recommendation](#)
 20. Konerman MA, Thomson M, Gray K, *et al.*: Impact of an electronic health record alert in primary care on increasing hepatitis c screening and curative treatment for baby boomers. *Hepatology*. 2017; 66(6): 1805-13.
[PubMed Abstract](#) | [Publisher Full Text](#) | [Free Full Text](#) | [F1000 Recommendation](#)
 21. Yartel AK, Rein DB, Brown KA, *et al.*: Hepatitis C virus testing for case identification in persons born during 1945-1965: Results from three randomized controlled trials. *Hepatology*. 2017.
[PubMed Abstract](#) | [Publisher Full Text](#) | [F1000 Recommendation](#)
 22. Turner BJ, Taylor BS, Hanson J, *et al.*: High priority for hepatitis C screening in safety net hospitals: Results from a prospective cohort of 4582 hospitalized baby boomers. *Hepatology*. 2015; 62(5): 1388-95.
[PubMed Abstract](#) | [Publisher Full Text](#)
 23. Jonas MC, Rodriguez CV, Redd J, *et al.*: Streamlining Screening to Treatment: The Hepatitis C Cascade of Care at Kaiser Permanente Mid-Atlantic States. *Clin Infect Dis*. 2016; 62(10): 1290-6.
[PubMed Abstract](#) | [Publisher Full Text](#) | [F1000 Recommendation](#)
 24. Geboy AG, Mahajan S, Daly AP, *et al.*: High Hepatitis C Infection Rate Among Baby Boomers in an Urban Primary Care Clinic: Results from the HepTLC Initiative. *Public Health Rep*. 2016; 131 Suppl 2: 49-56.
[PubMed Abstract](#) | [Publisher Full Text](#) | [Free Full Text](#) | [F1000 Recommendation](#)
 25. White DA, Anderson ES, Pfeil SK, *et al.*: Results of a Rapid Hepatitis C Virus Screening and Diagnostic Testing Program in an Urban Emergency Department. *Ann Emerg Med*. 2016; 67(1): 119-28.
[PubMed Abstract](#) | [Publisher Full Text](#) | [F1000 Recommendation](#)
 26. Kugelman M, Pedicone LD, Lio I, *et al.*: Hepatitis C Point-of-Care Screening in Retail Pharmacies in the United States. *Gastroenterol Hepatol (N Y)*. 2017; 13(2): 98-104.
[PubMed Abstract](#) | [Free Full Text](#) | [F1000 Recommendation](#)
 27. Suryaprasad AG, White JZ, Xu F, *et al.*: Emerging epidemic of hepatitis C virus infections among young nonurban persons who inject drugs in the United States, 2006-2012. *Clin Infect Dis*. 2014; 59(10): 1411-9.
[PubMed Abstract](#) | [Publisher Full Text](#) | [F1000 Recommendation](#)
 28. Peeling RW, Boeras DI, Marinucci F, *et al.*: The future of viral hepatitis testing: innovations in testing technologies and approaches. *BMC Infect Dis*. 2017; 17(Suppl 1): 699.
[PubMed Abstract](#) | [Publisher Full Text](#) | [Free Full Text](#)
 29. Grebely J, Applegate TL, Cunningham P, *et al.*: Hepatitis C point-of-care diagnostics: in search of a single visit diagnosis. *Expert Rev Mol Diagn*. 2017; 17(12): 1109-15.
[PubMed Abstract](#) | [Publisher Full Text](#)
 30. Grebely J, Lamoury FMJ, Hajarizadeh B, *et al.*: Evaluation of the Xpert HCV Viral Load point-of-care assay from venepuncture-collected and finger-stick capillary whole-blood samples: a cohort study. *Lancet Gastroenterol Hepatol*. 2017; 2(7): 514-20.
[PubMed Abstract](#) | [Publisher Full Text](#) | [F1000 Recommendation](#)
 31. Yehia BR, Schranz AJ, Umscheid CA, *et al.*: The treatment cascade for chronic hepatitis C virus infection in the United States: a systematic review and meta-analysis. *PLoS One*. 2014; 9(7): e101554.
[PubMed Abstract](#) | [Publisher Full Text](#) | [Free Full Text](#) | [F1000 Recommendation](#)
 32. Patrick SW, Bauer AM, Warren MD, *et al.*: Hepatitis C Virus Infection Among Women Giving Birth - Tennessee and United States, 2009-2014. *MMWR Morb Mortal Wkly Rep*. 2017; 66(18): 470-3.
[PubMed Abstract](#) | [Publisher Full Text](#) | [Free Full Text](#) | [F1000 Recommendation](#)
 33. Society for Maternal-Fetal Medicine (SMFM). Electronic address: pubs@smfm.org, Hughes BL, Page CM: Hepatitis C in pregnancy: screening, treatment, and management. *Am J Obstet Gynecol*. 2017; 217(5): B2-B12.
[PubMed Abstract](#) | [Publisher Full Text](#) | [F1000 Recommendation](#)
 34. Boudova S, Mark K, El-Kamary SS: Risk-Based Hepatitis C Screening in Pregnancy Is Less Reliable Than Universal Screening: A Retrospective Chart Review. *Open Forum Infect Dis*. 2018; 5(3): ofy043.
[PubMed Abstract](#) | [Publisher Full Text](#) | [Free Full Text](#) | [F1000 Recommendation](#)
 35. AASLD/IDSA: HCV Guidance: Recommendations for Testing, Managing, and Treating Hepatitis C. 2018.
[Reference Source](#)
 36. Chappell CA, Hillier SL, Crowe D, *et al.*: Hepatitis C Virus Screening Among Children Exposed During Pregnancy. *Pediatrics*. 2018; 141(6): pii: e20173273.
[PubMed Abstract](#) | [Publisher Full Text](#) | [Free Full Text](#) | [F1000 Recommendation](#)
 37. Varan AK, Mercer DW, Stein MS, *et al.*: Hepatitis C seroprevalence among prison inmates since 2001: still high but declining. *Public Health Rep*. 2014; 129(2): 187-95.
[PubMed Abstract](#) | [Publisher Full Text](#) | [Free Full Text](#)
 38. de la Flor C, Porsa E, Nijhawan AE: Opt-out HIV and Hepatitis C Testing at the Dallas County Jail: Uptake, Prevalence, and Demographic Characteristics of Testers. *Public Health Rep*. 2017; 132(6): 617-21.
[PubMed Abstract](#) | [Publisher Full Text](#) | [Free Full Text](#) | [F1000 Recommendation](#)
 39. He T, Li K, Roberts MS, *et al.*: Prevention of Hepatitis C by Screening and Treatment in U.S. Prisons. *Ann Intern Med*. 2016; 164(2): 84-92.
[PubMed Abstract](#) | [Publisher Full Text](#) | [Free Full Text](#) | [F1000 Recommendation](#)
 40. Micromedexolutions.com: IBM Watson Health Products. 2018; [Accessed 05 July. 2018].
[Reference Source](#)
 41. Marcus JL, Hurley LB, Chamberland S, *et al.*: Disparities in Initiation of Direct-Acting Antiviral Agents for Hepatitis C Virus Infection in an Insured Population. *Public Health Rep*. 2018; 133(4): 452-60.
[PubMed Abstract](#) | [Publisher Full Text](#) | [Free Full Text](#) | [F1000 Recommendation](#)
 42. Assefa Y, Hill PS, Ulikpan A, *et al.*: Access to medicines and hepatitis C in Africa: can tiered pricing and voluntary licencing assure universal access, health equity and fairness? *Global Health*. 2017; 13(1): 73.
[PubMed Abstract](#) | [Publisher Full Text](#) | [Free Full Text](#) | [F1000 Recommendation](#)
 43. Lo Re V 3rd, Gowda C, Urick PN, *et al.*: Disparities in Absolute Denial of Modern Hepatitis C Therapy by Type of Insurance. *Clin Gastroenterol Hepatol*. 2016; 14(7): 1035-43.
[PubMed Abstract](#) | [Publisher Full Text](#) | [Free Full Text](#) | [F1000 Recommendation](#)
 44. National Viral Hepatitis Roundtable: Hepatitis C: The State of Medicaid Access | NVHR. 2018.
[Reference Source](#)
 45. Younossi ZM, Stepanova M, Henry L, *et al.*: Association of work productivity with clinical and patient-reported factors in patients infected with hepatitis C virus. *J Viral Hepat*. 2016; 23(8): 623-30.
[PubMed Abstract](#) | [Publisher Full Text](#) | [F1000 Recommendation](#)
 46. Younossi ZM, Stepanova M, Asselah T, *et al.*: Hepatitis C in Patients With Minimal or No Hepatic Fibrosis: The Impact of Treatment and Sustained Virologic Response on Patient-Reported Outcomes. *Clin Infect Dis*. 2018; 66(11): 1742-50.
[PubMed Abstract](#) | [Publisher Full Text](#) | [F1000 Recommendation](#)
 47. Norton BL, Fleming J, Bachhuber MA, *et al.*: High HCV cure rates for people who use drugs treated with direct acting antiviral therapy at an urban primary care clinic. *Int J Drug Policy*. 2017; 47: 196-201.
[PubMed Abstract](#) | [Publisher Full Text](#) | [Free Full Text](#) | [F1000 Recommendation](#)
 48. Grebely J, Dalgard O, Conway B, *et al.*: Sofosbuvir and velpatasvir for hepatitis C virus infection in people with recent injection drug use (SIMPLIFY): an open-label, single-arm, phase 4, multicentre trial. *Lancet Gastroenterol Hepatol*. 2018; 3(3): 153-61.
[PubMed Abstract](#) | [Publisher Full Text](#) | [F1000 Recommendation](#)
 49. Wade AJ, McCormack A, Roder C, *et al.*: Aiming for elimination: Outcomes of a consultation pathway supporting regional general practitioners to prescribe direct-acting antiviral therapy for hepatitis C. *J Viral Hepat*. 2018; 25(9): 1089-98.
[PubMed Abstract](#) | [Publisher Full Text](#) | [F1000 Recommendation](#)
 50. Kattakuzhy S, Gross C, Emmanuel B, *et al.*: Expansion of Treatment for Hepatitis C Virus Infection by Task Shifting to Community-Based Nonspecialist Providers: A Nonrandomized Clinical Trial. *Ann Intern Med*. 2017; 167(5): 311-8.
[PubMed Abstract](#) | [Publisher Full Text](#) | [Free Full Text](#) | [F1000 Recommendation](#)
 51. Arora S, Thornton K, Jenkusky SM, *et al.*: Project ECHO: linking university specialists with rural and prison-based clinicians to improve care for people with chronic hepatitis C in New Mexico. *Public Health Rep*. 2007; 122 Suppl 2: 74-7.
[PubMed Abstract](#) | [Publisher Full Text](#) | [Free Full Text](#)

52. Arora S, Thornton K, Murata G, *et al.*: **Outcomes of treatment for hepatitis C virus infection by primary care providers.** *N Engl J Med.* 2011; **364**(23): 2199–207.
[PubMed Abstract](#) | [Publisher Full Text](#) | [Free Full Text](#)
53. Beste LA, Glorioso TJ, Ho PM, *et al.*: **Telemedicine Specialty Support Promotes Hepatitis C Treatment by Primary Care Providers in the Department of Veterans Affairs.** *Am J Med.* 2017; **130**(4): 432–438.e3.
[PubMed Abstract](#) | [Publisher Full Text](#) | [F1000 Recommendation](#)
54. Hepatitis C Project ECHO: **Hepatitis C Project ECHO at UCSF Medical Center.** 2015.
[Reference Source](#)
55. Bruggmann P, Litwin AH: **Models of care for the management of hepatitis C virus among people who inject drugs: one size does not fit all.** *Clin Infect Dis.* 2013; **57** Suppl 2: S56–61.
[PubMed Abstract](#) | [Publisher Full Text](#) | [Free Full Text](#)
56. Rosenthal E, Hill K, Nussdorf L, *et al.*: **Collocation of Buprenorphine with HCV Treatment to Improve Adherence and Reduce Harm in PWID with HCV Preliminary Data from the ANCHOR STUDY.** *EASL,* 2018.
[Reference Source](#)
57. Akiyama MJ, Agyemang L, Arnsten JH, *et al.*: **Rationale, design, and methodology of a trial evaluating three models of care for HCV treatment among injection drug users on opioid agonist therapy.** *BMC Infect Dis.* 2018; **18**(1): 74.
[PubMed Abstract](#) | [Publisher Full Text](#) | [Free Full Text](#)

Open Peer Review

Current Referee Status:



Editorial Note on the Review Process

F1000 Faculty Reviews are commissioned from members of the prestigious F1000 Faculty and are edited as a service to readers. In order to make these reviews as comprehensive and accessible as possible, the referees provide input before publication and only the final, revised version is published. The referees who approved the final version are listed with their names and affiliations but without their reports on earlier versions (any comments will already have been addressed in the published version).

The referees who approved this article are:

Version 1

- 1 **Hans L Tillmann** Division of Gastroenterology, Department of Medicine, East Carolina University, North Carolina, USA
Competing Interests: Dr Tillmann's wife works for AbbVie and they both hold stocks in Gilead and Abbott.
- 2 **Nancy Reau** Section of Hepatology, Department of Medicine, RUSH Medical Center, Chicago, USA
Competing Interests: Dr Reau's institute received research payment from AbbVie and Abbot. Dr Reau is a consultant for Abbott, AbbVie, Gilead and Merck.

The benefits of publishing with F1000Research:

- Your article is published within days, with no editorial bias
- You can publish traditional articles, null/negative results, case reports, data notes and more
- The peer review process is transparent and collaborative
- Your article is indexed in PubMed after passing peer review
- Dedicated customer support at every stage

For pre-submission enquiries, contact research@f1000.com

F1000Research