

Research Article

Cite this article: Stark L, Meinhart M, Herмосilla S, Kajungu R, Cohen F, Agaba GS, Obalim G, Knox J and Onyango Mangan P (2024) Improving psychosocial well-being and parenting practices among refugees in Uganda: Results of the journey of life effectiveness trial. *Cambridge Prisms: Global Mental Health*, **11**, e42, 1–10 <https://doi.org/10.1017/gmh.2024.38>.

Received: 23 August 2023

Revised: 07 February 2024

Accepted: 19 March 2024

Keywords:



caregiver mental health; parenting practices; caregiver support; child wellbeing; Uganda; refugees

Corresponding author:

Lindsay Stark;

Email: lindsaystark@wustl.edu

Improving psychosocial well-being and parenting practices among refugees in Uganda: Results of the journey of life effectiveness trial

Lindsay Stark¹ , Melissa Meinhart², Sabrina Herмосilla³, Rehema Kajungu⁴, Flora Cohen¹ , Gary S. Agaba⁴, Grace Obalim⁴, Justin Knox^{5,6,7} and Patrick Onyango Mangan⁸

¹Brown School of Social Work, Washington University in St. Louis, St. Louis, MO, USA; ²National Coalition of Independent Scholars, Battleboro, Vermont, USA; ³Department of Population and Family Health, Columbia University, New York, NY, USA; ⁴Transcultural Psychosocial Organization (TPO) Uganda, Kampala, Uganda; ⁵Department of Psychiatry, Columbia University, New York, NY, USA; ⁶HIV Center for Clinical and Behavioral Studies, New York State Psychiatric Institute and Columbia University, New York, NY, USA; ⁷Department of Sociomedical Sciences, Columbia University, New York, NY, USA and ⁸Regional Psychosocial Support Initiative (REPSI), Randburg, South Africa

Abstract

Caregivers play a critical role in mediating the impacts of forced displacement on children; however, humanitarian programming remains hampered by a lack of evidence-based programming. We present findings from an evaluation of a group-based curriculum delivered over the course of 12 sessions, journey of life (JoL). A waitlist-control quasi-experimental design was implemented in the Kiryandongo refugee settlement (intervention $n = 631$, control $n = 676$). Caregiver mental distress, measured using the Kessler-6, was the primary outcome. Secondary outcomes included (a) functioning, (b) social support and (c) caregiving attitudes and behaviors. Propensity score matching (PSM) and Cohen's d estimates were used to examine the intervention effects. According to our primary PSM analysis, JoL led to significant improvements in mental distress (coef.: 2.33; $p < 0.001$), social support (coef.: 1.45; $p < 0.001$), functioning (coef.: 2.64; $p < 0.001$), parental warmth/affection (coef.: 2.48; $p < 0.001$), parental undifferentiated rejection (coef.: 0.49; $p < 0.001$) and attitudes around violence against children (VAC) (coef.: 1.98; $p < 0.001$). Evidence from Cohen's d analysis underscored the value of the intervention's effect on parental warmth/affection (0.74), mental distress (0.70) and VAC attitudes (0.68). This trial adds to the evidence on holistic parenting programming to improve the mental health and parenting outcomes among refugee caregivers.

Impact statement

Refugee caregivers play a critical role in mediating the impacts of forced displacement on children. This study adds to a growing evidence base of promising interventions to strengthen caregiver mental health and associated parenting behaviors in the aftermath of war and displacement. Programs such as the journey of life have the potential to support displaced families and communities around the globe, increasing recognition of the importance of positive parenting and caregiver well-being in promoting the health and well-being of children in situations of adversity.

Introduction

The current global refugee crisis is unprecedented, with over 84 million individuals having experienced forced displacement (UNHCR, 2022a). Such displacement curtails access to necessary resources, such as food and shelter, and access to institutional supports including health and protective services. These barriers, along with the potentially traumatic impacts of conflict, can lead to immense psychosocial challenges and have compounding negative effects on the mental health of the most vulnerable, including children. Mental health and psychosocial support describes any type of local or outside support that aims to protect and promote psychosocial well-being and/or prevent or treat mental disorders for people in crisis situations, including having supportive social relationships, accessing basic survival needs and accessing economic and environmental resources and addressing physical, intellectual, emotional and development needs (UNICEF Uganda, n.d.). Common mental health conditions among displaced children and adolescents include post-traumatic stress estimated at 22.7%, depression estimated at 13.8% and anxiety disorders estimated at 15.8% (Blackmore et al., 2020). Interventions are urgently needed that address the mental health and psychosocial well-being among forcibly displaced children and adolescents.

© The Author(s), 2024. Published by Cambridge University Press. This is an Open Access article, distributed under the terms of the Creative Commons Attribution-NonCommercial licence (<http://creativecommons.org/licenses/by-nc/4.0/>), which permits non-commercial re-use, distribution, and reproduction in any medium, provided the original article is properly cited. The written permission of Cambridge University Press must be obtained prior to any commercial use.

Caregivers play a critical role in mediating the impacts of forced displacement on children and adolescents, as they may either heighten or mitigate the compounding detriments of conflict and displacement (Masten and Narayan, 2012). A review of research on refugees and immigrants found that poor caregiver mental health was associated with heightened affect- or avoidance-related behaviors, which heighten the risk for harsh or emotionally absent parenting (Timshel *et al.*, 2017). In one study among refugees in Uganda, a one-unit increase in a caregiver's depression score tripled the odds that the adolescent in their care would have high levels of anxiety symptoms, and caregiver depression and violence exposure were both positively associated with symptoms of adolescent depression (Meyer *et al.*, 2017). Various studies, including a recent systematic review by Eltanamly *et al.* (2019), have found that caregiver stress and distress negatively affect parenting by increasing harsh parenting and reducing parental warmth.

Parenting programs, which support the creation of safe and nurturing environments for children by improving parents' well-being and bolstering the knowledge and skills they already possess, have shown some promising results related to improved parenting behaviors and caregiver well-being when delivered in humanitarian settings (Miller *et al.*, 2020). A recent systematic review found that participation in caregiving programs led to improvements in parenting skills, attitudes, child psychosocial outcomes and caregiver mental health (Gillespie *et al.*, 2022).

This manuscript examines the effectiveness of one such intervention, the journey of life (JoL), on caregiver well-being and caregiving behaviors in Kiryandongo refugee settlement, Uganda (Cohen *et al.*, 2021). The primary hypothesis of the study was that the community-focused psychosocial support intervention of JoL would confer measurable benefits to individual mental health and psychosocial well-being, social support and community efficacy. This study adds to the existing literature addressing caregiver psychosocial interventions in humanitarian settings and may inform future program scale-up activities.

Methods

Setting

Uganda is one of the largest refugee-hosting nations in the world, with over 1.5 million refugees and asylum seekers (UNHCR, 2022b). Upon arrival in Uganda, incoming refugees are entitled to a range of services and resources including the right to employment, education and healthcare. Despite these rights, refugees report difficulty in accessing many of these resources (Meyer *et al.*, 2019). Food insecurity and difficulty in meeting basic needs have led to increased stress and violence against children (VAC; Meyer *et al.*, 2019).

This study was implemented in the Kiryandongo settlement in western Uganda during the COVID-19 pandemic. Kiryandongo is home to approximately 76,765 refugees (UNHCR, 2022c), the large majority of whom are from South Sudan (99%), while a minority are from the Democratic Republic of Congo, Sudan, Kenya, Burundi and Rwanda. Approximately 63% of the Kiryandongo population is under 18 years of age (UNHCR, 2022c). Children and adolescents in Kiryandongo report high levels of distress, with 30–50% meeting the criteria for anxiety and depression (Meyer *et al.*, 2017).

Intervention

The JoL intervention was originally developed by the Regional Psychosocial Support Initiative, a pan-African organization that provides holistic psychosocial care and support to youth in East

and Southern Africa, to increase community knowledge and skills about child protection and the needs of vulnerable children, especially children affected by HIV/AIDS (Cohen *et al.*, 2021). JoL engages community members at multiple socioecological levels (Bronfenbrenner, 1979) through individual and community reflection, dialog and action. These activities are intended to improve psychosocial factors to ultimately promote the well-being of children.

JoL has been credited with improvements in communities' awareness of issues affecting children. In Malawi, Ethiopia and Namibia, qualitative evaluation found that the intervention led to an increased awareness of children's rights alongside a decrease in corporal punishment, early marriage and school absenteeism. Furthermore, communities developed sustainable strategies to support children, leading to improvements in child mental health and psychosocial outcomes such as coping skills, meaning-making, social functioning and social capital (Lush *et al.*, 2012; Lanhuang and Adefrsew, 2013; The Government of Malawi, 2016). For the purposes of this study, JoL was expanded and adapted for humanitarian contexts by the Transcultural Psychosocial Organization (TPO) Uganda and Washington University St Louis.

The 12 sessions in the adapted JoL include psychoeducation, self-care, positive parenting, understanding children's needs, identifying children who need help, building on children's strengths and developing a community action plan. Elements of problem management plus (PM+) were included in the first four sessions in order to enhance problem-solving skills (WHO, 2016). Developed by the World Health Organization, PM+ was developed to help people with mental distress and those exposed to adversity manage their stressors with the intention of improving mental health and psychosocial well-being (WHO, 2016). The four sessions that incorporated elements of PM+ were placed before the eight JoL sessions, based on the hypothesis that improvements in caregiver mental health would lead to improved parenting through skills developed in JoL.

The manualized protocol was implemented at a ratio of one facilitator and one translator to 10 participants in the mixed gender groups. Each facilitator held a minimum of a bachelor's degree in social work, psychology or a related field and had experience in the humanitarian sector. Each facilitator completed 2 weeks of training on the JoL program, including practice sessions and role plays. Translators supported facilitators as needed. Each translator held a minimum of a high school diploma and had experience translating between English and their native languages. Facilitators were provided with a digital version of the manual, a tablet and paper files for record keeping. The files were reviewed weekly by a supervisor for attendance and fidelity.

The intervention was provided in common spaces agreed upon by all group members, including watering holes, churches, child-friendly spaces, near markets, beneath mango trees or outside participant homes, if this was deemed a suitable option by all group participants. Groups were primarily conducted outdoor in the open air for participant comfort and because of COVID-19 safety protocols. Participants brought their own chairs or borrowed them in order to comfortably attend sessions. Sessions were held weekly and lasted an average of 2 h. Implementation adaptations included staff COVID-19 testing and wearing face masks, including throughout training and program meetings. Moreover, the group size was reduced to 10 participants rather than the initial plan of 20 participants per group; the plan of two social workers co-facilitating was retained.

Study design and sample size

The study (trial registration: NCT04817098) employed a quasi-experimental design where participants were divided into

treatment or ‘care as usual’ groups based on geographic location in order to reduce spill-over effects (Cohen et al., 2021). The ‘care as usual’ group received the intervention after the completion of the study (i.e., waitlist control). To ensure sufficient power, we conducted a sample size calculation for mental distress, measured through the Kessler-6 (K6). The proposed minimum sample size ($n = 960$; assuming 80% retention of an initial $n = 1,200$) was adequate for detecting an effect size of 11% with 80% power. R (base library, command `power.prop.test`) was used to conduct the power analysis. There was no blinding of participants employed during the study procedures.

Participants

Participants were recruited from the Kiryandongo Settlement. Study participants in both the control and intervention groups were 18 years or older. Individuals were eligible to participate provided they had caregiver responsibilities for someone in their home under the age of 18 years and spoke one of the languages included in the study. All study participants provided written consent, and data were collected in Juba Arabic, Dinka, Nuer and Acholi.

Recruitment and data collection

Participant recruitment was conducted in collaboration with the TPO Uganda and their community partners. TPO Uganda staff coordinated with village health teams (VHTs) to share information about the intervention and evaluation and mobilize community participation. VHTs worked with local leaders to recruit community members to meet in a central location where TPO Uganda staff could introduce the intervention and study, inform community members about the risks and benefits to participation and record information of interested persons (e.g., name, age, gender, household refugee ID number). All participants who enrolled in the program and met the eligibility criteria were invited to participate in data collection. Those who provided written consent to enroll in the study were assigned unique study IDs. Of the 1,354 individuals eligible to participate in the evaluation, 1,338 consented to participate (see Figure 1).

Twenty-seven data collectors were employed across the baseline (May–June 2021) and endline, (September–November 2021). Each data collector was from Kiryandongo and represented primary ethnic groups, namely Dinka, Nuer and Acholi. They received 2 weeks of data collection training, study methodology, consenting processes and ethics, tablet use for data collection purposes and appropriate handling of adverse events. Data collectors and participants were matched by language and gender. The survey was translated into each of the primary study languages by a professional translator and further validated through cognitive interviewing. Baseline and endline interviews were conducted in or close to the participants’ homes, based on participant preference. Data were uploaded to a secure server and routinely checked by the research team.

Ethics

All study procedures were approved by TASO Uganda’s Institutional Review Board (IRB) and Washington University in St. Louis’s IRB. Eligible participants were systematically screened to determine whether they met the inclusion criteria and were competent to be interviewed. Data collection staff were trained and available to respond to questions regarding the consenting process. Consent was explained to the participants verbally and in a written format,

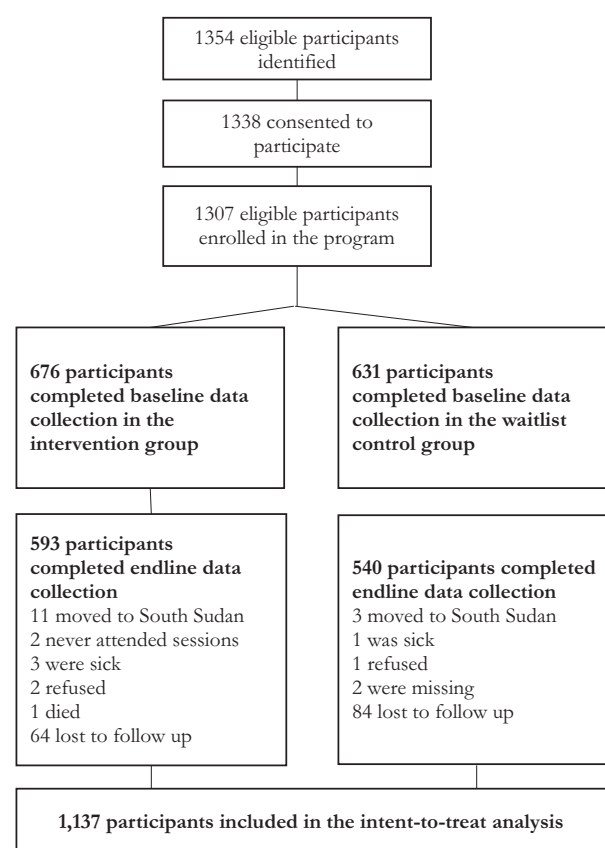


Figure 1. Trial profile

and the participants signed or fingerprinted written consent for participation.

Measures of interest

The outcomes of interest were six continuous measures of well-being and parenting practices (see Table 1). The primary outcome was mental distress (K6) (Kessler et al., 2010). The five secondary outcomes of interest included: social support (Medical Outcomes Study [MOS]) (Moser et al., 2012), functioning (World Health Organization Disability Assessment Schedule [WHODAS]) (Federici et al., 2017), parental warmth and affection (warmth/affection subscale of the Parental Acceptance and Rejection Questionnaire [PARQ]) (Rohner and Khaleque, 2005), parental undifferentiated rejection (undifferentiated rejection subscale of the PARQ) and attitudes toward VAC (VAC subscale of the Child Protection Index [CPI]) (Meyer et al., 2015). All outcomes, except social support and parental warmth/affection, were reverse coded to support scale development and ease analysis, whereby higher scores represent more desirable outcomes. The Cronbach’s alpha value for these baseline measures were 0.76 (K6), 0.86 (MOS), 0.87 (WHODAS), 0.83 (PARQ warmth/affection subscale), 0.56 (PARQ undifferentiated rejection subscale) and 0.76 (CPI VAC subscale).

Categorical demographic variables included age, income source, school attainment, years in Uganda and the number of children in the respondent’s care. Dichotomous demographic variables included past 3-month experience of food insecurity, marital status, country of origin and gender. Demographic covariates for the partially and fully adjusted models included age, gender, marital

Table 1. Measurement of primary study outcomes for journey of life

Scale	Questions	Response options/ coding	Variable in tables	Note
Kessler 6	<p>During the past 30 days, how often did you feel nervous?</p> <p>During the past 30 days, how often did you feel hopeless?</p> <p>During the past 30 days, how often did you feel restless or fidgety?</p> <p>During the past 30 days, how often did you feel so depressed that nothing could cheer you up?</p> <p>During the past 30 days, how often did you feel that everything was an effort?</p> <p>During the past 30 days, how often did you feel worthless?</p>	<p>4 = "None of the time"</p> <p>3 = "A little of the time"</p> <p>2 = "Some of the time"</p> <p>1 = "Most of the time"</p> <p>0 = "All of the time"</p>	Mental distress	Inverted. Typically, 4 is for "all of the time" so higher K6 scores represent higher mental distress, but we have inverted the score
MOS	<p>How often is each of the following kinds of support available to you if you need it? Someone to help you if you were confined to bed?</p> <p>Someone to take you to the doctor if you need it?</p> <p>Someone to prepare your meals if you were unable to do it yourself?</p> <p>Someone to help with daily chores if you were sick?</p> <p>Someone to have a good time with?</p> <p>Someone to turn to for suggestions about how to deal with a personal problem?</p> <p>Someone who understands your problems?</p> <p>Someone to love and make you feel wanted?</p>	<p>1 = "None of the time"</p> <p>2 = "A little of the time"</p> <p>3 = "Some of the time"</p> <p>4 = "Most of the time"</p> <p>5 = "All of the time"</p>	Social support	No changes made to standard scoring approach
WHODAS	<p>In the past 30 days, how much difficulty did you have standing for long periods of time?</p> <p>In the past 30 days, how much difficulty did you have taking care of your household?</p> <p>In the past 30 days, how much difficulty did you have learning a new task?</p> <p>In the past 30 days, how much difficulty did you have joining in community activities?</p> <p>In the past 30 days, how much have you been emotionally affected by your health problems?</p> <p>In the past 30 days, how much difficulty did you have in concentrating on doing something for 10 mins?</p> <p>In the past 30 days, how much difficulty did you have walking a long distance such as a kilometer?</p> <p>In the past 30 days, how much difficulty did you have washing your whole body?</p> <p>In the past 30 days, how much difficulty did you have getting dressed?</p> <p>In the past 30 days, how much trouble did you have dealing with people you do not...?</p> <p>In the past 30 days, how much trouble did you have maintaining a friendship?</p> <p>In the past 30 days, how much trouble did you have with your day-to-day work?</p>	<p>5 = "None"</p> <p>4 = "Mild"</p> <p>3 = "Moderate"</p> <p>2 = "Severe"</p> <p>1 = "Extreme or cannot do"</p>	Functioning	Inverted. Typically, 5 is for "extreme" so higher WHODAS scores represent (dis)function, but we have inverted the score
CPI: Violence against children (VAC) attitudes subscale	<p>Should parents beat their children if the child is disobedient?</p> <p>Should parents beat their children if the child disagrees with the parent?</p> <p>Should parents beat their children if the child runs away from home?</p> <p>Should parents beat their children if the child does not want to go to school?</p>	<p>1 = "No"</p> <p>0 = "Yes"</p>	VAC attitudes	Inverted. Typically, 1 is for "yes" to count the number of endorsements, but we have inverted the score

(Continued)

Table 1. (Continued)

Scale	Questions	Response options/ coding	Variable in tables	Note
	Should parents beat their children if the child does not want to go to work?			
	Should parents beat their children if the child does not care for brothers and sisters?			
	Should parents beat their children if the child is engaged by adult in prostitution?			
	Should parents beat their children if the child urinates in the bed?			
	Should parents beat their children if the child steals?			
	Should parents beat their children if the child takes drugs or liquor?			
	Should parents beat their children if the child refuses to get married?			
PARQ: warmth/affection subscale	I say nice things about my child	1 = "Almost never true"	Warmth/ affection	No changes made to standard scoring approach
	I make it easy for my child to confide in me	2 = "Rarely true"		
	I am really interested in what my child does	3 = "Sometimes true"		
	I make my child feel wanted and needed	4 = "Almost always true"		
	I make my child feel what (s)he does is important			
	I care about what my child thinks, and encourage him/her to talk about it			
	I let my child know I love him/her			
	I care about what my child thinks, and encourage him/her to talk about it			
PARQ: undifferentiated rejection subscale	I see my child as a big nuisance	4 = "Almost never true"	Undifferentiated rejection	Inverted. Typically, 1 is for "Almost never true" so higher scores represent undifferentiated rejection, but we have inverted the score
	I resent my child	3 = "Rarely true"		
	I make my child feel unloved if (s)he misbehaves	2 = "Sometimes true"		
	I let my child know (s)he is not wanted	1 = "Almost always true"		

status, school attainment, number of children in the respondent's care and food insecurity.

Analysis

Descriptive statistics were assessed for all variables. To address the imbalance between intervention group baseline characteristics (see Table 2), several analytical techniques were examined to condition for potential confounders: propensity score matching (PSM) and inverse probability weighting (IPW). Two versions of these models were examined, conditioning for different sets of variables: 1) the respective outcome measure at baseline, as well as the baseline demographic variables of age, schooling, number of children in care, food security, ranch, gender and marital status; and 2) all outcome measures at baseline, as well as the baseline variables of age, schooling, number of children in care, food security, ranch, gender and marital status. Finally, each of these models were run using listwise deletion and multiple imputations. Findings were consistent to directionality and significance across all models using (i.e., IPW vs. PSM, partial vs. full conditioning and listwise deletion vs. multiple imputations). In a deference to the most conservative approach, findings from the PSM approach using listwise deletion and the more comprehensive conditioning approach are presented.

Effect size was measured using Cohen's *d*, or standardized mean difference, whereby a small effect is measured as at least 0.2, a medium effect as at least 0.5 and a large effect as at least 0.8. While not presented in the following tables, subgroup analysis was conducted to examine the varying effect for certain subgroups: each age category, females, and those with three to six children in their care. The only notable findings were for the subgroup of caregivers aged 18–25 years, with Cohen's *d* values (including 95% CIs) consistently higher than those in the primary analysis. However, this finding should be viewed cautiously given the challenges of retaining intervention participants aged 18–25 years, with age being identified as not missing at random.

Intervention subgroup analyses were then conducted. After estimating the unadjusted effect of attendance, the models were adjusted for covariates of baseline demographics and the respective outcome (partially adjusted) and covariates of baseline demographics and all outcomes (fully adjusted). This subgroup analysis first examined the association between attending all 12 sessions and the six outcome measures, then examined the association between attending certain sessions (including all of the four first sessions with elements of PM+ and/or attending all of the eight subsequent sessions) and the six outcome measures. This analysis was conducted, in part, to assess whether the sessions with PM+ were

Table 2. Baseline descriptive statistics of the sample ($n = 1,133$)

Variable	Full sample		Waitlist control		Intervention	
	%	<i>n</i>	%	<i>n</i>	%	<i>n</i>
Age						
18–25 years old	8.84	100	7.96	43	9.64	57
26–35 years old	35.81	405	34.81	188	36.72	217
36–45 years old	38.46	435	37.59	203	39.26	232
55 or older	16.89	191	19.63	106	14.38	85
Income source						
Farming	37.61	425	38.89	210	36.44	215
Business or salaried employment	5.58	63	7.04	38	4.24	25
Cash from INGOs	49.56	560	46.85	253	25.00	307
Remittances or no income	7.26	82	7.22	39	7.29	43
School attainment						
Never attended school	48.36	546	41.15	221	54.90	325
Less than primary	31.09	351	35.94	193	26.69	158
Primary or higher	20.55	232	22.91	123	18.41	109
Number of children in care						
None	3.97	45	5.37	29	2.70	16
1–2 children	16.77	190	19.63	106	14.17	84
3–6 children	55.16	625	57.04	308	53.46	317
More than 6 children	24.10	273	17.96	97	29.68	176
Years in Uganda						
Three or less years	5.41	60	5.17	27	5.62	33
4–10 years	85.57	949	79.69	416	90.80	533
More than 10 years	9.02	100	15.13	79	3.58	21
Gender						
Male	7.50	85	7.04	38	7.93	47
Female	92.50	1,048	92.96	502	92.07	546
Experience of food insecurity (past 3 months)						
No	17.43	197	19.67	106	15.40	91
Yes	82.57	933	80.33	433	84.60	500
Originating from South Sudan						
No	3.97	45	5.37	29	2.70	16
Yes	96.03	1,088	94.63	511	97.30	577
Married or cohabitating						
No	30.19	342	39.26	212	21.92	130
Yes	69.81	791	60.74	328	78.08	463

driving any of the results or whether the full program model was responsible for the observed changes.

Analysis of missingness among the non-imputed sample ($n = 1,133$) indicated there were minimal demographic trends for missing observations at endline, aside from age and schooling. Participants aged 18–25 years and those who completed primary school were significantly more likely to be missing at endline ($p < 0.001$). All analyses were conducted using Stata15.

Results

Demographic characteristics

At baseline, almost all (96.03%) participants in the full sample originated from South Sudan. Most participants had spent 4–10 years in Uganda (85.57%), with only 9.02% living in Uganda for more than 10 years and 5.41% living in Uganda for 3 years or less (see Table 2). Most participants were married or cohabitating

(69.81%) at baseline, and nearly all identified as female (92.50%). Participants often reported caring for multiple children, with 55.16% and 24.10% of participants reporting three to six and more than six children in their care, respectively. Another 16.77% of participants reported having one or two children in their care, and 3.97% reported having no children in their care.

Most participants were between the ages of 36 and 45 (38.46%) or 26 and 35 (35.81%) at baseline; only 16.89% of participants were 55 or older and 8.84% were between the ages of 18–25. Nearly half of the participants (49.56%) reported that cash from NGOs provided their primary income source; farming (37.61%) was also a commonly reported. The less common income sources included remittances or no income (7.26%) and business or salaried employment (5.58%). School attainment was low, as 48.36% of participants reported never attending school at baseline. Only 20.55% of the participants finished primary school, with the remaining 31.09% reporting to have attended school but not finished primary education. Food insecurity was common, as 82.57% of participants reported not having enough food because of limited resources within the 3 months prior to baseline data collection.

Effectiveness results

Findings from the PSM analysis demonstrate that JoL participation was strongly associated with each of the outcomes of interest (Table 3), with R-square values consistently around 0.11 (ranging from 0.1090 to 0.1115). In the fully adjusted models, JoL participation improved mental distress (coef.: 2.33; $p < 0.001$), social support (coef.: 1.45; $p < 0.001$), functioning (coef.: 2.64; $p < 0.001$), parental warmth/affection (coef.: 2.48; $p < 0.001$), undifferentiated rejection (coef.: 0.49; $p < 0.001$) and VAC attitudes (coef.: 1.98; $p < 0.001$).

With varied scale ranges between outcome measures (e.g., 0–11 for VAC attitudes vs. 12–48 for functioning), PSM model coefficients cannot be directly compared. Thus, findings from the unadjusted Cohen's d analysis bolster interpretation and comparability between outcome measures. A medium effect size was

Table 3. Propensity score matching analysis, treatment effect coefficients and Cohen's d estimates

	Coef. (95% CI)	Coef. (95% CI)	Coef. (95% CI)
Caregiver well-being			
	Mental distress+	Social support	Functioning+
Intervention	2.33*** (1.56–3.10)	1.45** (0.27–2.63)	2.64*** (1.22–4.05)
Cohen's d	0.70	0.22	0.29
Caregiving behaviors and attitudes			
	Warmth/ affection	Undifferentiated rejection+	VAC attitudes+
Intervention	2.48*** (1.87–3.10)	0.49*** (0.13–0.85)	1.98*** (1.47–2.50)
Cohen's d	0.74	0.23	0.68

Note: A total of six models are presented in this table. All models are matched based on baseline variables of age, schooling, number of children in care, food security, ranch, gender, marital status and the baseline measures for all outcomes of interest. 95% CI: 95% confidence interval; All results with $p < 0.05$ are bolded. *** $p < 0.001$, ** $p < 0.01$, * $p < 0.05$; + reflects an inverted score.

demonstrated for parental warmth/affection (0.74), mental distress (0.70) and VAC attitudes (0.68), whereas a small effect was demonstrated for functioning (0.29), parental undifferentiated rejection (0.23) and social support (0.22). In other words, the average parental warmth/affection score of the intervention group was 0.74 standard deviations greater than that of the waitlist control group.

Intervention attendance and subgroup effectiveness results

The majority of participants in the intervention group attended at least 9 of 12 sessions (i.e., 82.80% of the intervention group attended at least 75% of sessions). The remaining participants did not attend any session (6.74%) or attended between 1 and 8 sessions (10.46%). The skewed attendance distribution, including 33.56% attending all 12 sessions, limited the ability to examine the impact of attendance on outcomes in alignment with the 75% threshold determined in the study protocol paper (Cohen et al., 2021).

Instead, the subgroup analyses examined the association of attending certain sessions and the six outcome measures (see Table 4). The partially adjusted models that examined attending all of the first four sessions demonstrated that attendance was associated with improved social support (coef.: 1.35; $p < 0.05$) and worse undifferentiated rejection (coef.: -0.32 ; $p < 0.05$) compared to those who did not attend all of the first four sessions. The partially adjusted models that examined attending all of the final eight sessions demonstrated that attendance was associated with improved mental distress (coef.: 0.85; $p < 0.05$) and improved VAC attitudes (coef.: 0.54; $p < 0.05$) compared to those who did not attend all of the final eight sessions. There were no statistically significant associations in the fully adjusted models, except that attending all of the final eight sessions was associated with improved mental distress (coef.: 0.77; $p < 0.05$).

Discussion

Examining the effectiveness of the JoL intervention among refugee caregivers in Uganda, this study highlights the value of integrating caregiver well-being and skill building as part of a holistic parenting programming in humanitarian settings. According to our primary PSM analysis, JoL led to significant improvements in mental distress (coef.: 2.33; $p < 0.001$), social support (coef.: 1.45; $p < 0.001$), functioning (coef.: 2.64; $p < 0.001$), parental warmth/affection (coef.: 2.48; $p < 0.001$), parental undifferentiated rejection (coef.: 0.49; $p < 0.001$) and VAC attitudes (coef.: 1.98; $p < 0.001$). Evidence from Cohen's d analysis underscored the value of the intervention's particularly pronounced effect on parental warmth/affection (0.74), mental distress (0.70) and VAC attitudes (0.68). Below, we explore the broader implications of these primary findings and opportunities to build upon the successes of this intervention.

Situating the primary findings within the existing evidence

Aligning with the family stress model, whereby chronic compounded stressors linked parental distress with threatening child well-being (Conger et al., 1994; Meinhart et al., 2023), our findings suggest the potential for intergenerational impact from our mental health and psychosocial well-being findings alone. Previous research has already identified that parenting practices, attitudes and behaviors toward children can improve through enabling positive parenting (Ismayilova and Karimli, 2020; McCoy et al., 2020). Mediation models from a randomized controlled trial of a

Table 4. Impact of PM+ and JoL attendance on mental health and caregiving, among intervention participants

Full attendance of session subgroups	Unadjusted coef.	Adjusted (partial) coef.	Adjusted (partial) coef.	Adjusted (partial) coef.	Adjusted (full) coef.
	(95% CI)	(95% CI)	(95% CI)	(95% CI)	(95% CI)
Mental distress+					
Attended sessions 1–4 (all)	–0.21 (–1.15 to 0.73)	–0.17 (–1.11 to 0.77)	–	–0.33 (–1.31 to 0.64)	–0.63 (–1.58 to 0.32)
Attended session 5–12 (all)	0.98** (0.11 to 1.85)	–	0.85* (–0.03 to 1.73)	0.89* (–0.00 to 1.77)	0.77* (–0.09 to 1.63)
Social support					
Attended sessions 1–4 (all)	0.79 (–0.65 to 2.22)	1.35* (–0.11 to 2.80)	–	1.14 (–0.34 to 2.61)	1.04 (–0.40 to 2.48)
Attended sessions 5–12 (all)	0.85 (–0.44 to 2.15)	–	1.16* (–0.16 to 2.48)	1.03 (–0.30 to 2.36)	0.89 (–0.41 to 2.20)
Functioning+					
Attended sessions 1–4 (all)	–0.14 (–1.57 to 1.28)	–0.29 (–1.72 to 1.15)	–	–0.24 (–1.73 to 1.25)	0.06 (–1.42 to 1.53)
Attended sessions 5–12 (all)	0.34 (–0.98 to 1.65)	–	0.19 (–1.14 to 1.52)	0.22 (–1.12 to 1.57)	–0.52 (–1.86 to 0.82)
Warmth/affection					
Attended sessions 1–4 (all)	–0.32 (–0.81 to 0.16)	–0.11 (–0.60 to 0.38)	–	–0.16 (–0.67 to 0.35)	–0.27 (–0.79 to 0.25)
Attended sessions 5–12 (all)	–0.08 (–0.53 to 0.37)	–	0.03 (–0.43 to 0.48)	0.05 (–0.41 to 0.50)	–0.11 (–0.58 to 0.36)
Undifferentiated rejection+					
Attended sessions 1–4 (all)	–0.31* (–0.68 to 0.05)	–0.32* (–0.69 to 0.05)	–	–0.32* (–0.70 to 0.06)	–0.31 (–0.70 to 0.09)
Attended sessions 5–12 (all)	0.1 (–0.23 to 0.43)	–	0.13 (–0.21 to 0.47)	0.17 (–0.17 to 0.51)	0.17 (–0.19 to 0.53)
VAC attitudes+					
Attended sessions 1–4 (all)	–0.19 (–0.82 to 0.44)	–0.09 (–0.73 to 0.55)	–	–0.27 (–0.92 to 0.39)	0 (–0.67 to 0.67)
Attended sessions 5–12 (all)	0.44 (–0.13 to 1.00)	–	0.54* (–0.04 to 1.12)	0.57* (–0.02 to 1.16)	0.3 (–0.30 to 0.91)

Note: Two binary independent variables of primary interest were examined: attending all of the first four sessions (sessions 1–4) vs. not and attending all of the final eight sessions (sessions 5–12) or not. A total of 36 models are presented in this table, whereby there are two unadjusted models per outcome, three partially adjusted models, and one fully adjusted model. Adjusted models (full and partial) include the respective outcome measure at baseline, as well as baseline covariates of age, schooling, number of children in care, food security, ranch, gender and marital status. Fully adjusted models also include all outcome measures at baseline. 95% CI: 95% confidence interval; *** $p < 0.001$, ** $p < 0.01$, * $p < 0.05$; + reflects an inverted score.

caregiver support intervention among Syrian refugees in Lebanon found caregiver well-being accounted for 37% of the reduction in harsh parenting at the 3-month follow-up (Miller et al., 2022). Moreover, research among caregivers in Uganda identified a direct association between caregiver depression and anxious symptomology among their adolescent children (Meyer et al., 2017). The well-being improvements among the JoL participants are particularly powerful because of the acute vulnerability of the study sample. Nearly half of the study participants never attended school (48.19%) and were reliant on cash from NGOs for income (49.47%). Moreover, the majority of participants (79.34%) had at least three children in their care. Our findings indicate intervention

pathways to support the most vulnerable caregivers and, subsequently, their children.

Beyond these improvements in caregiver well-being, the intervention also showed improvements in pathways to positive parenting, both in terms of precursors to behavioral change (i.e., attitudes related to VAC) and also in terms of actual reported behavioral changes (i.e., parental warmth and acceptance and undifferentiated rejection). Existing intervention evidence demonstrates the positive child outcomes resulting from improved parenting skills and knowledge (Puffer et al., 2015; El-Khani et al., 2020; Miller et al., 2022). Recognizing the association between parental warmth and child well-being (Obando et al., 2023), further investigation should

examine the ways in which parental warmth and affection may mitigate the impact of stressors and/or directly improve well-being among children in humanitarian settings.

Intervention-specific considerations

The findings from the JoL study corroborate and build on the existing evidence base by suggesting that this intervention resulted in direct mental health and psychosocial benefits to caregivers in the form of reduced distress, improved functioning and improved social support. In our analysis of attendance data, we hypothesized that the majority of these direct improvements might be attributable to the first four sessions of the intervention that incorporated elements of PM+; however, these sessions did not fully account for the observed changes, suggesting that the remaining eight JoL sessions were also necessary for the observed improvements in caregiver well-being. Future studies would benefit from examining the mechanistic elements of sessions that may uniquely contribute to mental health psychosocial outcomes, as well as examining the dose–response of intervention sessions. These expansive considerations would help improve our understanding of whether it is the aggregate intervention or specific elements of the intervention that influence change.

We also note that parents who had completed primary school and those in the age range of 18–25 years were less likely to complete the endline survey. It is possible that younger participants and those with more basic education may have been more transient or difficult to reach, experienced more changes in life circumstances, or simply lost interest. Regardless of the reasons, this pattern suggests that additional work may need to be undertaken to consider particular demographic factors such as age and education level when designing and implementing parenting programming in humanitarian settings. Similarly, the large majority of participants in this study were female. Recognizing the challenge in recruiting male caregivers (Panter-Brick et al., 2014), identifying alternate strategies for engaging men will better enable examination of the gendered impact of the JoL intervention in future studies. Similar considerations should be made for future studies in humanitarian settings that are interested in specific subgroups, such as groups based on country of origin or age.

Directions for future research

While the findings from this study are promising, future studies could helpfully answer important new questions. Our findings point to the potential benefits that would come from a third data collection point farther out from endline to look at sustained changes and to better understand mechanisms through which the program is affecting change. Future research might examine the moderating or mediating linkage between outcome measures. For example, an improvement in mental distress may enable caregivers to be more engaged in social networks. This social engagement might foster opportunities for caregivers to discuss their parenting experiences and challenges which, in turn, could influence parenting norms and behaviors in subsequently challenging situations.

Collecting data from children themselves could serve as means of triangulating reported caregiver behavioral outcomes and fostering a broader understanding the intervention implications for children. Research of parenting interventions has demonstrated positive influence on outcomes among children (Puffer et al., 2015; El-Khani et al., 2020; Miller et al., 2022); thus, similar

examination into JoL would improve understanding of its potentially diverse implications within households and communities.

Limitations

The Cronbach's alpha value for undifferentiated rejection was notably lower than the alphas for our other measures and should be carefully considered when interpreting findings. While the intervention's undifferentiated rejection findings indicate the *potential* of JoL to impact caregiver behavior, we remain cautious in drawing firm conclusions due to the timing of the endline survey and the behavior measure itself. Another important limitation was the limited number of men recruited into the intervention and thus evaluated. The lack of randomization in the quasi-experimental design of the study is also important to consider; however, to the extent possible, baseline characteristics were controlled within the adjusted models. Finally, the COVID-19 pandemic introduced an additional stressor on refugee caregivers. While intervention adaptations were made as a result of the pandemic (see Intervention subsection), the study was unable to examine the extent that COVID-19 directly influenced intervention effectiveness.

Conclusion

Our results add to a growing evidence base around the role of caregiver mental health and parenting behaviors in the aftermath of war and displacement. With increasing recognition of the importance of positive parenting and caregiver well-being in promoting children's health and well-being, programs like the JoL have the potential to support families and communities as the numbers of those displaced continue to rise worldwide.

Open peer review. To view the open peer review materials for this article, please visit <http://doi.org/10.1017/gmh.2024.38>.

Data availability statement. Data are available from PIs upon reasonable request.

Acknowledgments. The research team would like to acknowledge the research participants from Kiryandongo Settlement in Uganda and study team from the Transcultural Psychosocial Organization for their contributions throughout the study. This study is made possible by the support of the American People through USAID. The findings of this study are the sole responsibility of TPO Uganda and Washington University and do not necessarily reflect the views of USAID or the United States Government.

Author contribution. L.S. is the principal investigator and led manuscript development. R.S., G.S.A., J.O. and P.O.M. (co-PI) supported conceptual development and study implementation. F.C. managed oversight of data collection. S.R. and M.M. led data analysis, interpretation and supported manuscript development. All authors reviewed and approved the final manuscript prior to submission.

Financial support. This study was funded by the United States Agency for International Development (USAID) under the Health Evaluation and Applied Research Development (HEARD), Cooperative Agreement No. AID-OAA-A-17-00002. This study is made possible by the support of the American People through USAID. The findings of this study are the sole responsibility of TPO Uganda and Washington University and do not necessarily reflect the views of USAID or the United States Government.

Competing interest. The authors declare no conflicts of interest.

Ethics statement. All study procedures were approved by TASO Uganda's Institutional Review Board (IRB) and by Washington University in St. Louis's IRB. Consent was obtained from all participants.

References

- Blackmore R, Boyle JA, Fazel M, Ranasinha S, Gray KM, Fitzgerald G, Misso M and Gibson-Helm M (2020) The prevalence of mental illness in refugees and asylum seekers: A systematic review and meta-analysis. *PLOS Medicine* 17(9), e1003337. <https://doi.org/10.1371/journal.pmed.1003337>.
- Bronfenbrenner U (1979) *The Ecology of Human Development: Experiments by Nature and Design*. Cambridge, MA: Harvard University Press.
- Cohen F, Hermsilla S, Knox J, Agaba GS, Obalim G, Kajungu R, Mangen PO and Stark L (2021) Protocol for a caregiver psychosocial support intervention for populations affected by displacement in Uganda. *BMC Public Health* 21(1), 932. <https://doi.org/10.1186/s12889-021-10921-7>.
- Conger R, Ge X, Elder G, Lorenz F and Simons R (1994) Economic stress, coercive family process, and developmental problems of adolescents. *Child Development* 65(2), 541–561.
- El-Khani A, Maalouf W, Baker D, Zahra N, Noubani A and Cartwright K (2020) Caregiving for children through conflict and displacement: A pilot study testing the feasibility of delivering and evaluating a light touch parenting intervention for caregivers in the West Bank. *International Journal of Psychology* 55, 26–39. <https://doi.org/10.1002/ijop.12591>.
- Eltanamly H, Leijten P, Jak S and Overbeek G (2019) Parenting in times of war: A meta-analysis and qualitative synthesis of war exposure, parenting, and child adjustment. *Trauma, Violence & Abuse* 22(1), 147–160. <https://doi.org/10.1177/1524838019833001>.
- Federici S, Bracalenti M, Meloni F and Luciano JV (2017) World Health Organization disability assessment schedule 2.0: An international systematic review. *Disability and Rehabilitation* 39(23), 2347–2380. <https://doi.org/10.1080/09638288.2016.1223177>.
- Gillespie S, Banegas J, Chan A, Ali Saleh Darawsha N, Wasil A, Marsalis S and Gewirtz A (2022) Parenting interventions for refugees and forcibly displaced families: A systematic review. *Clinical Child and Family Psychology Review* 25, 1–18. <https://doi.org/10.1007/s10567-021-00375-z>.
- Ismayilova L and Karimli L (2020) Harsh parenting and violence against children: A trial with Ultrapoor families in francophone West Africa. *Journal of Clinical Child & Adolescent Psychology* 49(1), 18–35. <https://doi.org/10.1080/15374416.2018.1485103>.
- Kessler RC, Green JG, Gruber MJ, Sampson NA, Bromet E, Cuitan M, Furukawa TA, Gureje O, Hinkov H, Hu C-y, Lara C, Lee S, Mneimneh Z, Myer L, Oakley-Browne M, Posada-Villa J, Sagar R, Viana MC, and Zaslavsky AM (2010) Screening for serious mental illness in the general population with the K6 screening scale: Results from the WHO world mental health (WMH) survey initiative. *International Journal of Methods in Psychiatric Research* 19(S1), 4–22. <https://doi.org/10.1002/mpr.310>.
- Lanhuang L and Adefrsew A (2013) *An Evaluation of Journey of Life Implementation within Pact Yekokeb Berhan Program*. Ethiopia: REPSI, pp. 1–60.
- Lush D, Urgoiti G, Naris A and Indongo I (2012) *Digging Deeper: How Namibian Communities and Partner NGOs Have Responded to the Journey of Life Methodology*. Ethiopia: REPSI.
- Masten A and Narayan A (2012) Child development in the context of disaster, war, and terrorism: Pathways of risk and resilience. *Annual Review of Psychology* 63(6eb), 227–257. <https://doi.org/10.1146/annurev-psych-120710-100356>.
- McCoy A, Melendez-Torres GJ and Gardner F (2020) Parenting interventions to prevent violence against children in low- and middle-income countries in East and Southeast Asia: A systematic review and multi-level meta-analysis. *Child Abuse & Neglect* 103, 104444. <https://doi.org/10.1016/j.chiabu.2020.104444>.
- Meinhart M, Mangen PO, Hermsilla S, Cohen F, Agaba GS, Kajungu R, Knox J, Obalim G and Stark L (2023) Refugee caregivers: Associations between psychosocial wellbeing and parenting in Uganda. *Stress and Health: Journal of the International Society for the Investigation of Stress* 39(5), 1014–1025. <https://doi.org/10.1002/smi.3236>.
- Meyer DS, Steinhaus M and Stark DL (2015) Measuring impact through a child protection index. CPC Learning Network.
- Meyer SR, Meyer E, Bangirana C, Mangen PO and Stark L (2019) Protection and well-being of adolescent refugees in the context of a humanitarian crisis: Perceptions from South Sudanese refugees in Uganda. *Social Science & Medicine* 221, 79–86. <https://doi.org/10.1016/j.socscimed.2018.11.034>.
- Meyer SR, Steinhaus M, Bangirana C, Onyango-Mangen P and Stark L (2017) The influence of caregiver depression on adolescent mental health outcomes: Findings from refugee settlements in Uganda. *BMC Psychiatry* 17(1), 405. <https://doi.org/10.1186/s12888-017-1566-x>.
- Miller KE, Arnou M, Tossyeh F, Chen A, Bakolis I, Koppenol-Gonzalez GV, Nahas N and Jordans MJD (2020) Protocol for a randomized control trial of the caregiver support intervention with Syrian refugees in Lebanon. *Trials* 21(1), 277. <https://doi.org/10.1186/s13063-020-4175-9>.
- Miller KE, Chen A, Koppenol-Gonzalez GA, Bakolis I, Arnou M, Tossyeh F, Hassan AE, Saleh A, Saade J, Nahas N, Abboud M, Jawad L and Jordans MJD (2022) Supporting parenting among Syrian refugees in Lebanon: A randomized controlled trial of the caregiver support intervention. *Journal of Child Psychology and Psychiatry* 64(1), 71–82. <https://doi.org/10.1111/jcpp.13668>.
- Moser A, Stuck AE, Silliman RA, Ganz PA and Clough-Gorr KM (2012) The eight-item modified medical outcomes study social support survey: Psychometric evaluation showed excellent performance. *Journal of Clinical Epidemiology* 65(10), 1107–1116. <https://doi.org/10.1016/j.jclinepi.2012.04.007>.
- Obando D, Wright N and Hill J (2023) Warmth and reciprocity with mothers, and young children's resilience to exposure to community violence in Colombia: Findings from the La Sabana parent-child study. *Journal of Child Psychology and Psychiatry* 64(1), 197–205. <https://doi.org/10.1111/jcpp.13629>.
- Panther-Brick C, Burgess A, Eggerman M, McAllister F, Pruett K and Leckman JF (2014) Practitioner review: Engaging fathers—Recommendations for a game change in parenting interventions based on a systematic review of the global evidence. *Journal of Child Psychology and Psychiatry* 55(11), 1187–1212. <https://doi.org/10.1111/jcpp.12280>.
- Puffer ES, Green EP, Chase RM, Sim AL, Zayzay J, Friis E, Garcia-Rolland E and Boone L (2015a) Parents make the difference: A randomized-controlled trial of a parenting intervention in Liberia. *Global Mental Health* 2, e15. <https://doi.org/10.1017/gmh.2015.12>.
- Rohner RP and Khaleque A (2005) Parental acceptance-rejection questionnaire (PARQ): Test manual. *Handbook for the Study of Parental Acceptance and Rejection* 4, 43–106.
- The Government of Malawi (2016) *Journey of Life: Community Awareness and Mobilisation Tool in Achieving CHild Protection Results in Malawi*. Malawi: UNICEF.
- Timshel I, Montgomery E and Dalgaard NT (2017) A systematic review of risk and protective factors associated with family related violence in refugee families. *Child Abuse & Neglect* 70, 315–330. <https://doi.org/10.1016/j.chiabu.2017.06.023>.
- UNHCR (2022a) Figures at a Glance. UNHCR. Available at <https://www.unhcr.org/figures-at-a-glance.html> (accessed 12 June 2022).
- UNHCR (2022b) Country – Uganda. Available at <https://data.unhcr.org/en/country/uga> (accessed 9 July 2022).
- UNHCR (2022c) *Uganda – Refugee Statistics May 2022 – Kiryandongo*.
- UNICEF Uganda (n.d.) Key practice: Psychosocial support, Addressing the needs of your family.
- WHO (2016) Problem Management Plus (PM+): Individual Psychological Help for Adults Impaired by Distress in Communities Exposed to Adversity. Available at <https://www.who.int/publications-detail-redirect/WHO-MSD-MER-16.2> (accessed 9 July 2022).