

Cite this: *Chem. Sci.*, 2021, 12, 5253

All publication charges for this article have been paid for by the Royal Society of Chemistry

Received 15th January 2021  
Accepted 18th February 2021

DOI: 10.1039/d1sc00283j

rsc.li/chemical-science

## Nickel-catalyzed asymmetric reductive arylation of $\alpha$ -chlorosulfones with aryl halides†

Deli Sun,<sup>1</sup> Guobin Ma,<sup>1</sup> Xinluo Zhao,<sup>1</sup> Chuanhu Lei<sup>1\*</sup> and Hegui Gong<sup>1\*</sup>

We report an asymmetric Ni-catalyzed reductive cross-coupling of aryl/heteroaryl halides with racemic  $\alpha$ -chlorosulfones to afford enantioenriched sulfones. The reaction tolerates a variety of functional groups under mild reaction conditions, which complements the current methods. The utility of this work was demonstrated by facile late-stage functionalization of commercial drugs.

### Introduction

Sulfones are not only important functional units in synthetic chemistry<sup>1</sup> but also unique compounds that have been widely studied in medicinal chemistry.<sup>2</sup> Among them, a number of alkyl sulfones are FDA-approved drugs (*e.g.*, bicalutamide for prostate cancer and apremilast for psoriatic arthritis).<sup>3</sup> Many efforts based upon transition-metal catalyzed coupling reactions have been devoted to the functionalization of the  $\alpha$ -positions of alkylsulfones.<sup>4–6</sup> However, asymmetric methods are largely confined to Tsuji–Trost allylation and Michael addition reactions by virtue of formation of relatively stable  $\alpha$ -sulfonyl carbanions.<sup>6</sup> Fu and co-workers have reported the first enantioselective Negishi coupling of  $\alpha$ -bromosulfonamides and -sulfones with organozinc and organozirconium reagents to furnish secondary benzylic and allylic sulfonamides and sulfones in good yields and high levels of enantioselectivities.<sup>7</sup> Asymmetric alkylation of  $\alpha$ -bromosulfonamides with alkenes was later found to be effective under Ni–H–alkene insertion/alkylation conditions which afforded enantioenriched  $\alpha$ -alkyl sulfones and sulfonamides.<sup>8</sup> In both cases, the involvement of  $\alpha$ -sulfonyl carbon radicals is thought to be key. Although this progress significantly advances the asymmetric functionalization of  $\alpha$ -sulfone derivatives, there are a few issues remaining to be addressed. First, asymmetric introduction of heteroaromatics to the  $\alpha$ -carbon of sulfones remains elusive.<sup>8,9</sup> Second, the substrate scope may be limited with the current methods due to the use of organometallic nucleophiles and terminal alkenes.<sup>7,8</sup> We envision that a cross-electrophile coupling strategy that utilizes readily accessible aryl

electrophiles and  $\alpha$ -halosulfones may otherwise exhibit different substrate scope and functional group tolerance compared to the reported methods.<sup>10</sup>

In this work, we present a Ni-catalyzed reductive cross-coupling strategy for asymmetric arylation of  $\alpha$ -chlorosulfones with aryl halides.<sup>11–13</sup> The reaction offers expeditious access to enantioenriched sulfones with no need of pre-generating organozinc reagents, and displays broad substrate scope including a set of heteroaromatics with excellent functional group tolerance. To the best of our knowledge, this work represents the first asymmetric functionalization of  $\alpha$ -sulfonyl compounds using the cross-electrophile coupling strategy that complements the reported Negishi protocol.

### Results and discussion

#### Optimization of the reaction conditions

Our investigations began with the coupling between **1** and **2** using chiral bis(oxazoline) ligands (Table 1).<sup>14</sup> An extensive screening of reaction parameters revealed that the use of NiBr<sub>2</sub>(dme) (10 mol%) and **L1** (20 mol%), Zn as the reductant and MgCl<sub>2</sub> as the additive in DMA delivered sulfone **3** in 73% yield and 91% ee (Table 1, entry 1). Under the latter conditions, replacing **L1** with other chiral dibox ligands **L2–L6** did not result in better outcomes in terms of both yields and ee's (entries 2–6). The use of Mn to replace Zn diminished the ee (entry 7). MgCl<sub>2</sub> appeared to be crucial for this transformation, whereas MgBr<sub>2</sub> is much less effective, and TBAB gave trace amounts of the coupling product (entries 8–9).<sup>15</sup> Change of other parameters such as solvent and the ratio of the coupling partners was not satisfactory (Table S1†).<sup>14</sup> The addition of the pre-coordinated **L1**·NiBr<sub>2</sub> complex (10 mol%) as the precatalyst to replace NiBr<sub>2</sub>(dme) (10 mol%) and **L1** (20 mol%) led to slightly higher yield and the same ee (entry 10).

We tentatively speculate that **L1** adopting a rigid cyclopropyl linker features a larger bond angle of the C(oxazoline)–C(methylene)–C(oxazoline) bond than those in **L2–L4** (entries 1–4), which appears to have a crucial effect on the

Center for Supramolecular Chemistry and Catalysis, College of Sciences, Shanghai University, 99 Shang-Da Road, Shanghai 200444, China. E-mail: hegui.gong@shu.edu.cn; chlei@shu.edu.cn

† Electronic supplementary information (ESI) available: General experimental information, experimental procedure for product synthesis, full characterization data, and NMR and HPLC spectra of all products related to this article. See DOI: 10.1039/d1sc00283j



Table 1 Optimization for the formation of **3**<sup>a</sup>

Reaction scheme showing the asymmetric arylation of **1** (0.3 mmol) with **2** (1.5 equiv) to form **3** (76% yield, 91% ee). Conditions: NiBr<sub>2</sub>(DME) (10 mol %), L1 (20 mol %), MgCl<sub>2</sub> (1 equiv), Zn (3 equiv), DMF (0.6 mL), 0 °C.

Entry	Deviation from the standard conditions	Yield% (ee%)
1	No changes	73 (91)
2	L2 (20%) instead of L1	71 (90)
3	L3 (20%) instead of L1	28 (88)
4	L4 (20%) instead of L1	34 (40)
5	L5 (20%) instead of L1	65 (88)
6	L6 (20%) instead of L1	31 (77)
7	Mn instead of Zn	74 (88)
8	TBAB instead of MgCl <sub>2</sub>	Trace (NA)
9	MgBr <sub>2</sub> instead of MgCl <sub>2</sub>	63 (55)
10	L1·NiBr <sub>2</sub> (10%)	76 (91)

<sup>a</sup> Reactions are conducted under N<sub>2</sub> on a 0.15 mmol scale for 48 h; NMR yield is obtained using 2,5-dimethyl furan as the internal standard, ee is determined by chiral HPLC analysis, DMF = *N,N*-dimethyl formamide.

enantioselectivity. On the other hand, by comparing the results arising from **L1**, **L2** and **L5** (entries 1, 2 and 5), it is reasonable to conclude that the rigid tricyclic fused rings in **L1** and **L2** also fulfill an optimal steric and rigidity requirement for enantioselective control.

### Substrate scope

The optimized conditions (Table 1, entry 10) proved to be effective for the preparation of a wide range of chiral  $\alpha,\alpha$ -disubstituted sulfones **4–32** (Fig. 1). A variety of aryl bromides bearing electron-withdrawing groups underwent smooth cross-coupling with **1** to furnish the  $\alpha,\alpha$ -disubstituted sulfones **4–20** in moderate to good yields and high levels of enantioselectivities (Fig. 1). The functional groups included aryl esters (**3**, **16–20**), electron-poor acetones (**4**, **7**, **14–15**), aldehyde (**9**), amides (**10–11**), phosphonate (**12**), ethers (**14**, **17**), sulfone (**6**), sulphonamide (**13**), and aryl chloride (**18**). For electron-neutral and -rich arenes, aryl iodides were found to effectively couple with **1**, furnishing **21–32** in good yields and high ees. The competent functional groups included boronates (**26**), ethers (**24**, **31**) and ester (**29**).

It was noted that amide (**25**) and alcohols (**27–28**) with acidic protons were compatible. Lastly, 2-iodonaphthalene gave the product **32** in 53% yield and 90% ee. Next, a range of heteroaryl halides were subjected to the coupling conditions (Fig. 1). By replacing Zn with Mn, the slightly modified reaction conditions effectively accommodated electron-rich indole, 9*H*-carbazole,

quinolone and electron-deficient pyridine moieties to afford enantioenriched  $\alpha,\alpha$ -disubstituted products **33–34**. By selection of suitable aryl iodides and bromides as the coupling partners, indole, 9*H*-carbazole and pyridine bearing electron-rich substituents afforded **33–36** and **38**, whereas pyridine bearing electron-deficient groups delivered **40–44** in high ees. This asymmetric protocol also exhibited excellent chemoselectivity toward bromides/iodides, leaving (hetero)aryl chlorides untouched (**18**, **41–42**).

Moreover, a broad scope of substituted  $\alpha$ -chlorosulfones were investigated for the coupling with methyl 4-bromobenzoate (**2**) (Fig. 2). The coupling products (**45–62**) were produced in moderate to good yields and high enantioselectivities. Notable functional groups included vinyl and hydroxyl. The aryl groups attached to the sulfone moieties did not seem to have key effects on the enantioselectivities as evidenced in **54–60**. Although  $\alpha$ -chloro-arylsulfone electrophiles were the primary focus of our research,  $\alpha$ -chlorosulfonamide (**61**) and  $\alpha$ -chloroalkylsulfone (**62**) were also investigated. The yields were modest and the enantioselectivities were reasonably good.

The applicability of this asymmetric  $\alpha$ -sulfonyl arylation method was showcased by late-stage diversification of a number of commercial drugs. To our delight, the coupling of  $\alpha$ -chlorosulfone **1** with bromo/iodo-substituted indomethacin, aniracetam, fenofibrate, procaine and clofibrate derivatives delivered the enantioenriched products **63–67** in high ees. Next, we examined the arylation of celecoxib-derived  $\alpha$ -chlorosulfone; compounds **68** and **69** were obtained in modest yields and high enantioselectivities (Fig. 3).<sup>16</sup>

We have also examined the coupling of  $\alpha$ -chlorosulfone **1** with 4-bromoanisole, and **1** with methyl 4-iodobenzoate. Both reactions gave the products in low yields (~15%). The mass balance for the reaction with less reactive 4-bromoanisole includes hydro-dechlorination of **1** and a large amount of recovered 4-bromoanisole. In the case of methyl 4-iodobenzoate, we recovered substantial amounts of **1** and the aryl iodide. The first case (with 4-bromoanisole) can be easily attributed to the low reactivity of aryl bromide deactivated by the electron-donating group (MeO), leading to mismatched reactivity of the coupling partners with the Ni catalyst. The inhibition of the reaction when using more reactive methyl 4-iodobenzoate is surprising. We reason that a different competing path may operate, which prevents recycling of the Ni catalyst for the coupling process. Such a phenomenon is often seen in our previous studies, *e.g.*, recovery of aryl-I from the aryl-Ni(II)-I complex.<sup>17</sup> Thus, we speculate that the use of electron-poor aryl bromides and electron-neutral and -rich aryl iodides ensures matched reactivities of the coupling partners with the Ni catalyst.

### Mechanistic consideration

To understand the possible mechanism of this transformation, several experiments were conducted. A cyclopropyl-containing substrate **70** was prepared and subjected to the standard reaction conditions. We did not detect the corresponding

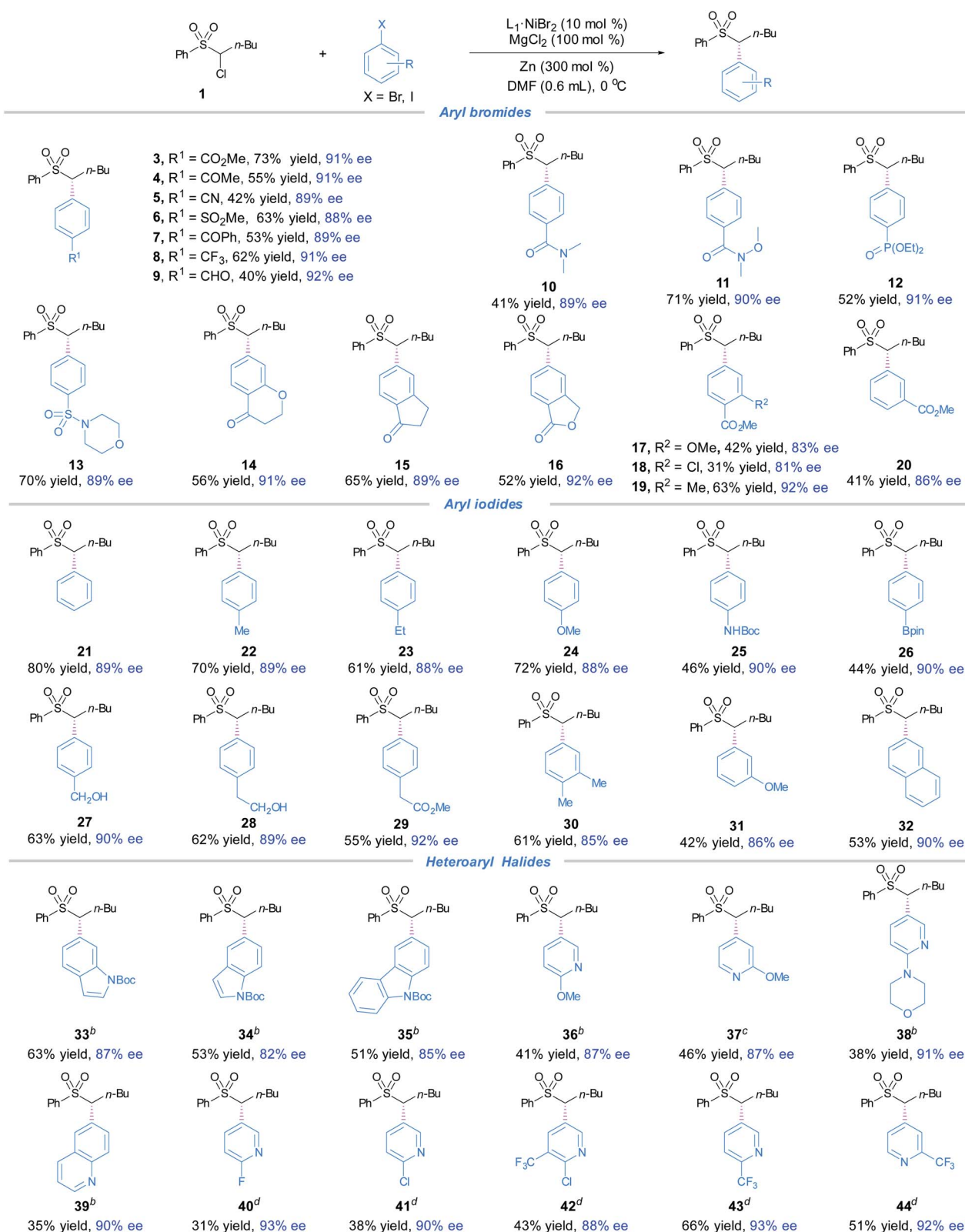


Fig. 1 The scope of aryl halides. <sup>a</sup>The standard reaction conditions; isolated yields are provided; ee is determined by chiral HPLC analysis. <sup>b</sup>Mn instead of Zn, 1.5 equiv. heteroaryl iodide used. <sup>c</sup>Mn instead of Zn, 1.5 equiv. heteroaryl bromide used. <sup>d</sup>Mn instead of Zn, 2.0 equiv. heteroaryl bromide used, dioxane is used as the solvent, rt.

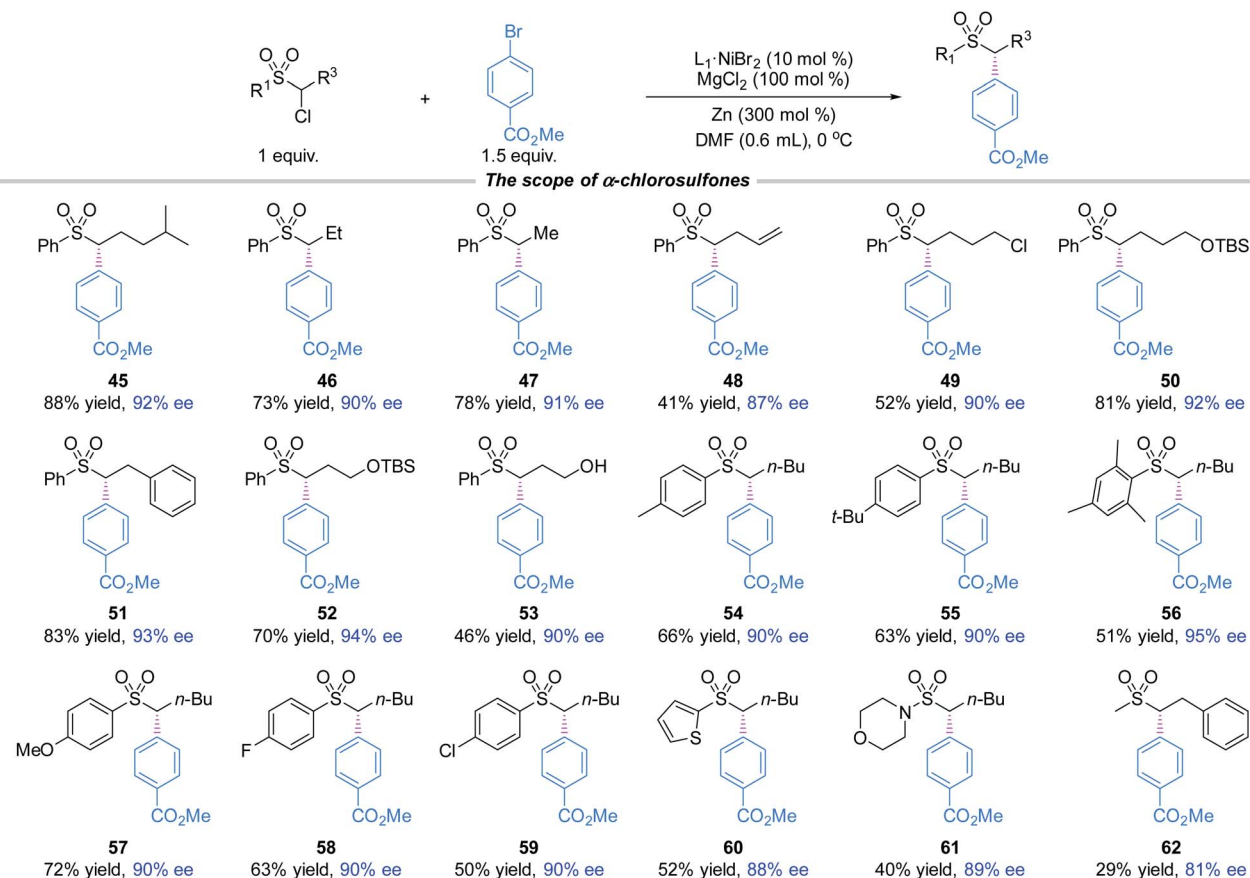
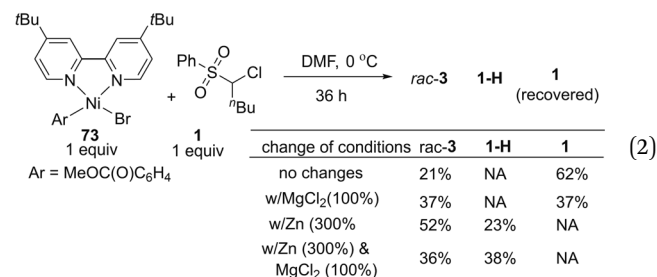
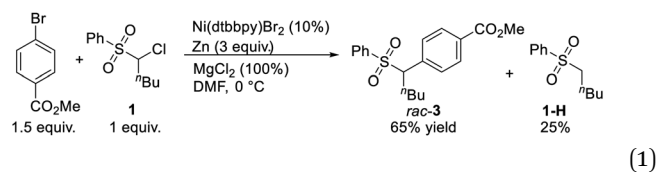


Fig. 2 The standard reaction conditions; isolated yields are provided; ee is determined by chiral HPLC analysis.

cyclopropane-retaining product **71**. Rather, only the ring-opening coupling product **72** was obtained in 23% yield (Fig. 4), which indicated the involvement of a radical ring-opening process.<sup>12c,d,15</sup> The radical nature of the coupling event was further verified by the inhibition of the reaction of **1** and **2** with externally added TEMPO (1 equivalent), the yield of **3** dropped to 5% with 90% ee; no TEMPO-trapping adducts were detected.

In general, the coupling of an aryl electrophile with an alkyl halide follows a radical-chain mechanism, as initially proposed by Weix.<sup>18</sup> One of the key experiments therein showed that a stable Ar-Ni(II)-X complex can initiate radical formation by reacting with an alkyl iodide to generate the coupling product. The process involves halide abstraction to generate an alkyl radical and an Ar-Ni(III)X<sub>2</sub> intermediate. The radical then diffuses to bulk solution and finds Ar-Ni(II)-X to form Ar-Ni(III)X-alkyl, whose reductive elimination gives the product. Following this, we first conducted a catalytic reaction of **1** with methyl 4-bromobenzoate which generated racemic **3** in 65% yield along with the hydrodechlorination product **1-H** in 25% yield (eqn (1)). Next, we performed the stoichiometric reaction of Ar-Ni(II)-Br (complex **73**) with **1** in DMF at 0 °C, and the racemic product **3** was obtained in 23% yield associated with recovered **1** (eqn (2)). Addition of MgCl<sub>2</sub> and/or Zn increased the coupling yield of **3**. With Zn, reduction of **1** was observed.

These results are in accordance with a radical-chain mechanism, in which the addition of an alkyl radical to Ar-Ni(II)X is featured.



Thus, we propose a mechanism that the oxidative addition of an aryl halide to Ni(0) results in an Ar-Ni(II)-X complex, which intercepts an  $\alpha$ -sulfonyl radical to give the Ar-Ni(III)X-alkyl

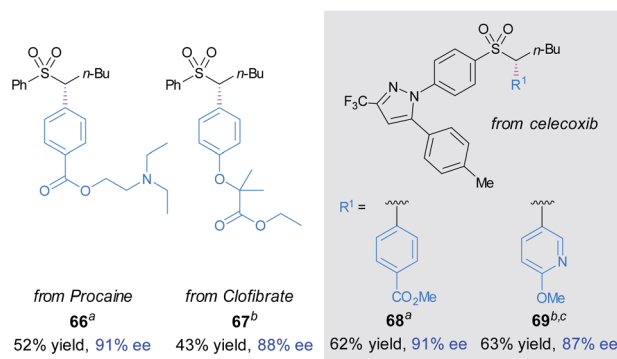
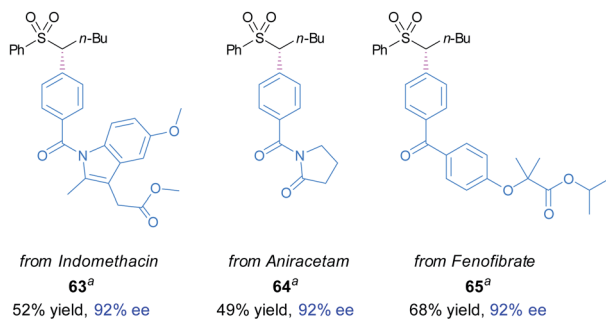
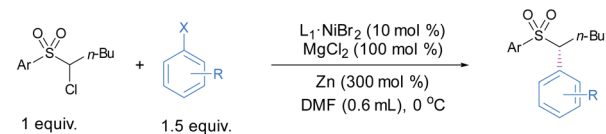


Fig. 3 Late-stage functionalization. The standard reaction conditions; isolated yields are provided; ee is determined by chiral HPLC analysis. <sup>a</sup>X = Br. <sup>b</sup>X = I. <sup>c</sup>Mn instead of Zn.

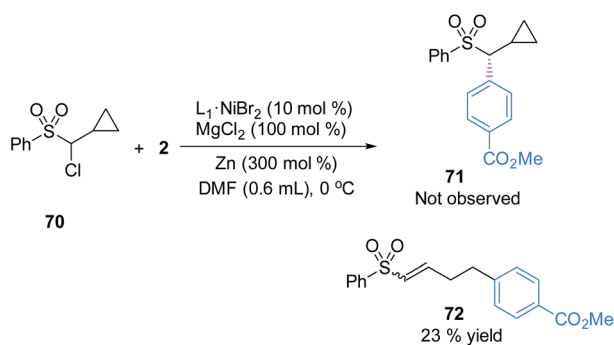
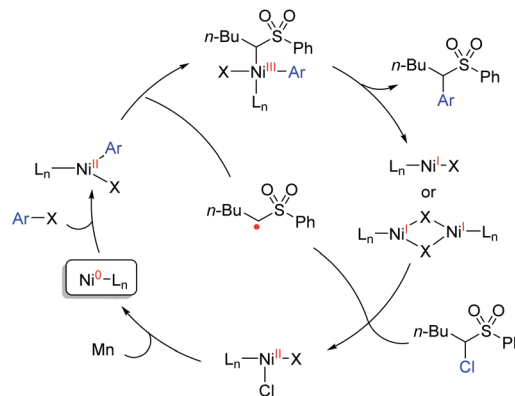


Fig. 4 Radical clock.

complex, and upon reductive elimination, the product is omitted along with a Ni(I)X complex or a dimeric Ni(I) species.<sup>19</sup> The latter species reacts with  $\alpha$ -chlorosulfone to generate the alkyl radical and Ni(II)ClX. The radical diffuses to the bulk solution to combine with the Ar-Ni(II)X complex, whereas the Ni(II)ClX is reduced to Ni(0) by Mn, allowing the catalytic cycle to continue (Scheme 1).



Scheme 1 A working hypothesis of the reaction mechanism.

## Conclusions

In summary, we have developed a Ni-catalyzed asymmetric reductive cross-coupling between  $\alpha$ -chlorosulfones and aryl halides. This transformation enables the synthesis of enantioenriched  $\alpha,\alpha$ -disubstituted sulfones from simple organic halides under mild conditions, including easy introduction of a wide set of heteroaromatic moieties into the  $\alpha$ -sulfonyl positions. The present method is tolerant of a variety of functional groups, affording the coupling products generally in modest to good yields and high enantioselectivities. Finally, this work provides a convenient tool for late-stage functionalization of bioactive compounds by facile introduction of chiral  $\alpha$ -sulfonyl subunits.

## Conflicts of interest

There are no conflicts to declare.

## Acknowledgements

Financial support was provided by the Chinese NSF (21871173).

## Notes and references

- For selected reviews, see: (a) A. El-Awa, M. N. Noshi, X. Mollat du Jourdin and P. L. Fuchs, *Chem. Rev.*, 2009, **109**, 2315; (b) A.-N. R. Alba, X. Companyó and R. Rios, *Chem. Soc. Rev.*, 2010, **39**, 2018; (c) S. Otsuka, K. Nogi and H. Yorimitsu, *Top. Curr. Chem.*, 2018, **376**, 13; (d) J. Lou, Q. Wang, P. Wu, H. Wang, Y.-G. Zhou and Z. Yu, *Chem. Soc. Rev.*, 2020, **49**, 4307.
- (a) X. Chen, S. Hussain, S. Parveen, S. Zhang, Y. Yang and C. Zhu, *Curr. Med. Chem.*, 2012, **19**, 3578; (b) C. Zhao, K. P. Rakesh, L. Ravidar, W.-Y. Fang and H.-L. Qin, *Eur. J. Med. Chem.*, 2019, **162**, 679; (c) S. S. A. Shah, G. Rivera and M. Ashfaq, *Mini-Rev. Med. Chem.*, 2013, **13**, 70; (d) M. Feng, B. Tang, S. Liang and X. Jiang, *Curr. Top. Med. Chem.*, 2016, **16**, 1200.

- 3 K. A. Scott and J. T. Njardarson, *Top. Curr. Chem.*, 2018, **376**, 5.
- 4 For RSO<sub>2</sub> radical reactions, see: (a) Q. Lu, J. Zhang, G. Zhao, Y. Qi, H. Wang and A. Lei, *J. Am. Chem. Soc.*, 2013, **135**, 11481; (b) R. Zhu and S. L. Buchwald, *J. Am. Chem. Soc.*, 2015, **137**, 8069; (c) J. He, G. Chen, B. Zhang, Y. Li, J.-R. Chen, W.-J. Xiao, F. Liu and C. Li, *Chem*, 2020, **6**, 1149; (d) X.-T. Li, L. Lv, T. Wang, Q.-S. Gu, G.-X. Xu, Z.-L. Li, L. Ye, X. Zhang, G.-J. Cheng and X.-Y. Liu, *Chem*, 2020, **6**, 1692 For introduction of the sulfonyl group from RSO<sub>2</sub>Na nucleophiles, see: (e) A. García-Domínguez, R. Mondal and C. Nevado, *Angew. Chem., Int. Ed.*, 2019, **58**, 12286; (f) A. Khan, M. Zhang and S. Khan, *Angew. Chem., Int. Ed.*, 2020, **59**, 1340 Use of sulfones as leaving groups, see: (g) Z. T. Arika, Y. Maekawa, M. Nambo and C. M. Crudden, *J. Am. Chem. Soc.*, 2018, **140**, 78; (h) A palladium reductive coupling with a SO<sub>2</sub> surrogate, see: Y. Meng, M. Wang and X. Jiang, *Angew. Chem., Int. Ed.*, 2020, **59**, 1346; (i) G. Qiu, K. Zhou, L. Gao and J. Wu, *Org. Chem. Front.*, 2018, **5**, 691.
- 5 For direct functionalization of the  $\alpha$ -positions of alkylsulfones see: (a) A. N. Kashin, A. V. Mitin, I. P. Beletskaya and R. Wife, *Tetrahedron Lett.*, 2002, **43**, 2539; (b) T. Niwa, H. Yorimitsu and K. Oshima, *Tetrahedron*, 2009, **65**, 1971; (c) G. Zhou, P. C. Ting and R. G. Aslanian, *Tetrahedron Lett.*, 2010, **51**, 939; (d) B. Zheng, T. Jia and P. J. Walsh, *Org. Lett.*, 2013, **15**, 1690; (e) M. Nambo and C. M. Crudden, *Angew. Chem., Int. Ed.*, 2014, **53**, 742; (f) T. Knauber and J. Tucker, *J. Org. Chem.*, 2016, **81**, 5636; (g) R. R. Kuchukulla, Q. Tang, Y. Huang, Z. He, Li. Zhou and Q. Zeng, *Eur. J. Org. Chem.*, 2020, 4004; (h) T. Vojtkovsky, S. Deolka, S. Stepanova, M. C. Roy and E. Khaskin, *ACS Catal.*, 2020, **10**, 6810 For an example of arylation of  $\alpha$ -alkyl sulfoxides, see: (i) T. Jia, A. Bellomo, K. EL Baina, S. D. Dreher and P. J. Walsh, *J. Am. Chem. Soc.*, 2013, **135**, 3740.
- 6 For selected examples of asymmetric allylation, see: (a) T. Fukuzumi, N. Shibata, M. Sugiura, H. Yasui, S. Nakamura and T. Toru, *Angew. Chem., Int. Ed.*, 2006, **45**, 4973; (b) J. D. Weaver, B. J. Ka, D. K. Morris, W. Thompson and J. A. Tunge, *J. Am. Chem. Soc.*, 2010, **132**, 12179; (c) A. Cai and W. Kleij, *Angew. Chem., Int. Ed.*, 2019, **58**, 14944.
- 7 J. Choi, P. Martín-Gago and G. C. Fu, *J. Am. Chem. Soc.*, 2014, **136**, 12161.
- 8 S.-J. He, J.-W. Wang, Y. Li, Z.-Y. Xu, X.-X. Wang, X. Lu and Y. Fu, *J. Am. Chem. Soc.*, 2020, **142**, 214.
- 9 The only two examples using 5-indolyl-Zn and 2-(trifluoromethyl)pyridin-4-yl bromide were reported in Fu's Negishi coupling (ref. 8) and Chu's photo-induced three-component arylation of conjugated vinyl sulfones, see: L. Guo, M. Yuan, Y. Zhang, F. Wang, S. Zhu, O. Gutierrez and L. Chu, *J. Am. Chem. Soc.*, 2020, **142**, 20390.
- 10 For an organocatalyzed photo-induced SET reaction of imines with  $\alpha$ -iodosulfones involving  $\alpha$ -sulfonyl carbon radicals, see: G. Filippini, M. Silvi and P. Melchiorre, *Angew. Chem., Int. Ed.*, 2017, **56**, 4447.
- 11 For selected reviews on cross-electrophile couplings, see: (a) C. E. I. Knappke, S. Grupe, D. Gärtner, M. Corpet, C. Gosmini and A. Jacobi von Wangelin, *Chem.-Eur. J.*, 2014, **20**, 6828; (b) T. Moragas, A. Correa and R. Martin, *Chem.-Eur. J.*, 2014, **20**, 8242; (c) D. J. Weix, *Acc. Chem. Res.*, 2015, **48**, 1767; (d) M. Holmes, L. A. Schwartz and M. J. Krische, *Chem. Rev.*, 2018, **118**, 6026; (e) K. E. Poremba, S. E. Dibrell and S. E. Reisman, *ACS Catal.*, 2020, **10**, 8237; (f) Z. Zhang, J.-H. Ye, T. Ju, L.-L. Liao, H. Huang, Y.-Y. Gui, W.-J. Zhou and D.-G. Yu, *ACS Catal.*, 2020, **10**, 10871; (g) J. Liu, Y. Ye, J. L. Sessler and H. Gong, *Acc. Chem. Res.*, 2020, **53**, 1833.
- 12 For selected examples of asymmetric reductive coupling of activated electrophiles with C(sp<sup>2</sup>)-electrophiles, see: (a) A. H. Cherney, N. T. Kadunce and S. E. Reisman, *J. Am. Chem. Soc.*, 2013, **135**, 7442; (b) A. H. Cherney and S. E. Reisman, *J. Am. Chem. Soc.*, 2014, **136**, 14365; (c) N. T. Kadunce and S. E. Reisman, *J. Am. Chem. Soc.*, 2015, **137**, 10480; (d) K. E. Poremba, N. T. Kadunce, N. Suzuki, A. H. Cherney and S. E. Reisman, *J. Am. Chem. Soc.*, 2017, **139**, 5684; (e) J. L. Hofstra, A. H. Cherney, C. M. Ordner and S. E. Reisman, *J. Am. Chem. Soc.*, 2018, **140**, 139; (f) T. J. DeLano and S. E. Reisman, *ACS Catal.*, 2019, **9**, 6751; (g) H. Guan, Q. Zhang, P. J. Walsh and J. Mao, *Angew. Chem., Int. Ed.*, 2020, **59**, 5172.
- 13 For recent examples of reductive coupling of three-components, see: (a) X. Wei, W. Shu, G.-D. Andres, E. Merino and C. Nevado, *J. Am. Chem. Soc.*, 2020, **142**, 13515; (b) H.-Y. Tu, F. Wang, L. Huo, Y. Li, S. Zhu, X. Zhao, H. Li, F.-L. Qing and L. Chu, *J. Am. Chem. Soc.*, 2020, **142**, 9604; (c) Y. Jin and C. Wang, *Angew. Chem., Int. Ed.*, 2019, **58**, 6722; (d) K. Wang, Z. Ding, Z. Zhou and W. Kong, *J. Am. Chem. Soc.*, 2018, **140**, 12364.
- 14 See the ESI† for details.
- 15 The role of MgCl<sub>2</sub> has been discussed in our previous studies of reductive arylation of tertiary alkyl bromides, wherein MgCl<sub>2</sub> offers chloride for the formation of Ar-Ni-Cl complexes and activates the Zn surface, see: X. Wang, G. Ma, Y. Peng, C. E. Pitsch, B. J. Moll, T. D. Ly, X. Wang and H. Gong, *J. Am. Chem. Soc.*, 2018, **140**, 14490.
- 16 For synthesis of sulfones from widely studied sulfonamide-containing drugs, see: (a) P. S. Fier and K. M. Maloney, *J. Am. Chem. Soc.*, 2019, **141**, 1441; (b) P. S. Fier, S. Kim and K. M. Maloney, *J. Am. Chem. Soc.*, 2019, **141**, 18416.
- 17 X. Tao, Y. Chen, J. Guo, X. Wang and H. Gong, *Chem. Sci.*, 2021, **12**, 220.
- 18 S. Biswas and D. J. Weix, *J. Am. Chem. Soc.*, 2013, **135**, 16192.
- 19 Formation of a dimeric Ni(II) is also possible according to a recent report: M. Mohadjer Beromi, G. W. Brudvig, N. Hazari, H. M. C. Lant and B. Q. Mercado, *Angew. Chem., Int. Ed.*, 2019, **58**, 6094.