



Cite this: *RSC Adv.*, 2018, 8, 10215

# Theoretical design and prediction of properties for dinitromethyl, fluorodinitromethyl, and (difluoroamino)dinitromethyl derivatives of triazole and tetrazole†

Teng Fei,  Yao Du  and Siping Pang \*

Fluorine- and oxygen-rich compounds are promising as energetic materials for composite propellants, explosives, and pyrotechnics. As an effective and timesaving tool for screening the structures of potential energetic compounds, computer simulation has been widely used to predict the detonation or physicochemical properties of energetic molecules with relatively high precision. In this study, twelve series of dinitromethyl, fluorodinitromethyl, and (difluoroamino)dinitromethyl derivatives of triazole and tetrazole were designed by C- or N-functionalization. Their properties, including density, heat of formation, and detonation properties, were evaluated extensively using volume-based thermodynamic calculations and density functional theory. Among the investigated compounds, 1-(fluorodinitromethyl)-3-nitro-1,2,4-triazole (**B3**), 1-(fluorodinitromethyl)-4-nitro-1,2,3-triazole (**F3**), 4,5-bis(fluorodinitromethyl)-1,2,3-triazole (**H3**), and 5-(fluorodinitromethyl)-tetrazole (**I3**) displayed excellent integrated performance, that is, high density ( $\geq 1.95 \text{ g cm}^{-3}$ ), oxygen balance ( $\geq 2.97\%$ ), detonation velocity ( $> 8900 \text{ m s}^{-1}$ ), and detonation pressure ( $> 40.0 \text{ GPa}$ ). These results are expected to facilitate the synthesis of a new generation of fluorine- and oxygen-rich energetic compounds. More importantly, our design strategy of constructing nitrogen-rich molecular skeletons with highly dense substituents and highly positive heats of formation by C- or N-functionalization is a valuable approach for developing novel high-energy-density materials with excellent performance.

Received 23rd January 2018

Accepted 5th March 2018

DOI: 10.1039/c8ra00699g

rsc.li/rsc-advances

## Introduction

High-energy-density materials (HEDMs) react very rapidly upon initiation to release large amounts of energy, which makes them suitable for a number of civil and industrial applications.<sup>1,2</sup> Obvious challenges in the development of HEDMs include the search for materials with higher performance, better safety, and improved environmental compatibility. In general, a useful HEDM exhibits the following properties: (a) high detonation performance; (b) acceptable sensitivity toward external stimuli; (c) thermal stability to  $\geq 150 \text{ }^\circ\text{C}$ ; (d) stability upon storage for long periods of time; and (e) ease and safety of synthesis.<sup>3,4</sup> Therefore, novel HEDMs that are nitrogen-rich and have high density, favorable stability, and good environmental compatibility are highly sought after. From the viewpoint of molecular structure, energetic compounds are composed of organic skeletons and energetic groups. As the basis of energetic compounds, organic skeletons are the source of heat and gases,

and provide sites for the introduction of energetic groups. The explosion process of energetic compounds can be regarded as a complicated oxidation–reduction reaction. In detonation, the energy release manifests itself in the form of high pressures and shock waves, the organic skeletons produce heat and gases by oxidation reaction. Therefore, organic skeleton is the fuel (the reducing agents) in the molecule of energetic compound while the energetic groups are the oxidizers and a good skeleton is of paramount importance for the synthesis of new energetic compounds. The modification of organic skeletons with energetic groups, such as  $\text{NO}_2$ , can further increase the overall nitrogen content, density. The incorporation of  $\text{NH}_2$  almost always desensitizes but also dramatically increases the heats of formation of high-nitrogen compounds, while  $\text{N}_3$  groups almost always lowers the thermal stability. According to numerous previous studies, the enhancement or reduction of detonation properties are the result of synergistic effect between organic skeletons and energetic groups.<sup>5,6</sup> For the combination of different organic skeletons and energetic groups, a certain degree is beneficial to enhance detonation properties (energy level). However, in some cases, it may get the opposite result. Therefore, it depends on the specific situation.

School of Materials Science & Engineering, Beijing Institute of Technology, Beijing 100081, P. R. China. E-mail: pangsp@bit.edu.cn

† Electronic supplementary information (ESI) available: Summary of surface analysis of compounds **A1–L3**. See DOI: 10.1039/c8ra00699g



Recently, high density nitrogen-rich compounds have received widespread attention as a new type of energetic material.<sup>3,7-9</sup> The molecular skeletons of nitrogen-rich compounds are mainly composed of nitrogen-based heterocyclic rings, such as triazine,<sup>10</sup> tetrazine,<sup>11</sup> triazole,<sup>12,13</sup> tetrazole,<sup>14,15</sup> and other heterocycles.<sup>16,17</sup> High nitrogen content compounds have a large number of N–N and C–N bonds and therefore exhibit large positive heats of formation (HOF). These compounds often show remarkable insensitivity toward electrostatic discharge, friction, and impact. Nitrogen-rich compounds are quite different from classical explosives molecules (such as TNT, RDX, and HMX). They derive most of their energy from their high positive HOF while the latter gain their energy from oxidation of the carbon backbone. Such transformations are accompanied with an enormous energy release due to the wide difference in the average bond energies of N–N (160 kJ mol<sup>-1</sup>) and N=N (418 kJ mol<sup>-1</sup>) compared to that of N≡N (954 kJ mol<sup>-1</sup>). Based on the structural characteristics of nitrogen-rich compounds, there are two aspects to consider during modification. First, an organic molecule with a high positive HOF and nitrogen content should be chosen as a skeleton, for example, 1,2,4-triazole, 1,2,3-triazole, and tetrazole (109, 272, and 237 kJ mol<sup>-1</sup>, respectively). Second, dense energetic substituents, such as multi-nitro functional groups, should be introduced at a limited number of modification positions. In the process of seeking more powerful and energetic functional groups, dinitromethyl [–CH(NO<sub>2</sub>)<sub>2</sub>] is of particular interest because this group has relatively high density, satisfactory oxygen content, and promising detonation properties.<sup>18</sup> Introducing the –CH(NO<sub>2</sub>)<sub>2</sub> group into heterocyclic compounds has been demonstrated as an efficient way of constructing HEDMs. In addition to the nitro groups supplying additional oxygen atoms and energy, the –CH(NO<sub>2</sub>)<sub>2</sub> group has a greater stabilizing influence than the –C(NO<sub>2</sub>)<sub>3</sub> group owing to hydrogen-bond interactions.<sup>19</sup> Furthermore, it has been found that partially fluorinated nitro groups exhibit potential for applications in the field of energetic materials.<sup>19-23</sup> Molecules in which the fluorodinitromethyl moiety [–CF(NO<sub>2</sub>)<sub>2</sub>] is attached *via* a carbon atom to an aliphatic, aromatic, or heterocyclic skeleton have been revealed to have useful energetic properties and stabilities.<sup>22,24-26</sup> Notably, the incorporation of the (difluoroamino)dinitromethyl moiety [–C(NF<sub>2</sub>)(NO<sub>2</sub>)<sub>2</sub>] is another effective tool for constructing energetic compounds, as it provides a high energy content while maintaining a high density and acceptable thermal and processing properties.<sup>27</sup> In view of these findings, it is observed that the multi-nitro functional groups have a great development from simple to complex (Scheme 1). In recent years, although the synthesis of some CH(NO<sub>2</sub>)<sub>2</sub>, CF(NO<sub>2</sub>)<sub>2</sub>, and C(NF<sub>2</sub>)(NO<sub>2</sub>)<sub>2</sub>-based compounds has been reported, the number of compounds is not sufficient to determine general rules and characteristics. Moreover, as less attention has been paid to compounds bearing a –CF(NO<sub>2</sub>)<sub>2</sub> or –C(NF<sub>2</sub>)(NO<sub>2</sub>)<sub>2</sub> moiety at a mono-heterocyclic nitrogen atom, the design or synthesis of new energetic compounds based on triazole or tetrazole skeletons with –CF(NO<sub>2</sub>)<sub>2</sub> or –C(NF<sub>2</sub>)(NO<sub>2</sub>)<sub>2</sub> groups is rare. In addition, there is a lack of comprehensive

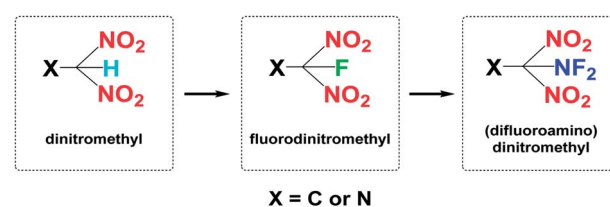
understanding of the structure–property relationships for –CH(NO<sub>2</sub>)<sub>2</sub>, –CF(NO<sub>2</sub>)<sub>2</sub>, and –C(NF<sub>2</sub>)(NO<sub>2</sub>)<sub>2</sub> derivatives.

From a synthetic perspective, compounds bearing –CF(NO<sub>2</sub>)<sub>2</sub> moieties are typically prepared from –C(NO<sub>2</sub>)<sub>2</sub> salts by electrophilic fluorination. Generally, powerful gaseous reagents, such as FClO<sub>3</sub> (ref. 27) and N<sub>2</sub>/F<sub>2</sub>,<sup>28</sup> or solid reagents, such as XeF<sub>2</sub>,<sup>24</sup> (NH<sub>4</sub>)SO<sub>4</sub>F,<sup>29</sup> RIF<sub>2</sub>,<sup>30</sup> 2-fluoro-2,2-dinitroethanol,<sup>31</sup> and Selectfluor®,<sup>32</sup> have been used. Notably, the discovery of F<sub>2</sub>NOSO<sub>2</sub> (ref. 27 and 33) as an effective reagent for carrying out difluoroamination<sup>34</sup> of nitroalkane anions was a key factor in advancing the emerging field of synthetic fluorine chemistry. Most fluorinating agents are highly toxic with high vapor pressures, which can cause irreparable harm to experimenters. Therefore, it is necessary to predict their performance in advance. Fortunately, modern theoretical studies based on quantum chemical treatments have gained acceptance as a useful research tool for screening HEDM candidates, thereby avoiding expensive and dangerous experimental tests. Such studies can provide an understanding of the relationships between molecular structures and properties, which in turn can be used to design better and more efficient laboratory tests.<sup>35-38</sup> It is worth reminding that the expected high toxicity of fluoro nitromethyl derivatives the results are not really relevant to the energetic properties. Therefore, it is of great significance to investigate the energetic properties of fluoro nitromethyl derivatives.

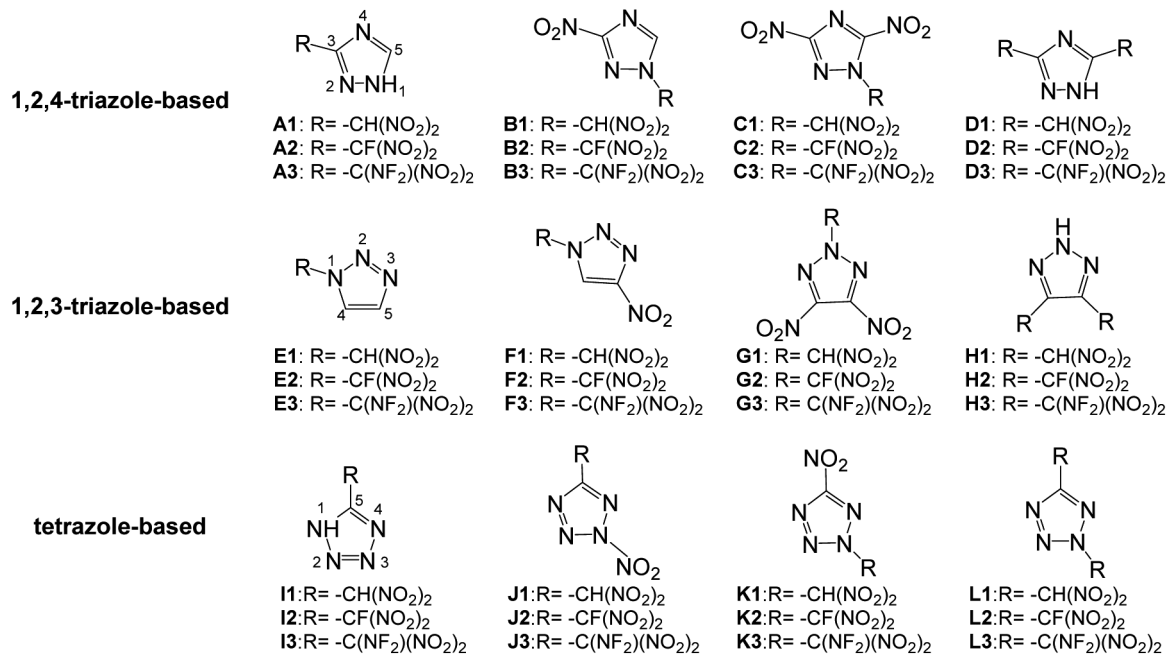
Based on the above considerations, in this work, twelve series of triazole or tetrazole derivatives were designed by replacing hydrogen atoms on triazole or tetrazole with one or two –CH(NO<sub>2</sub>)<sub>2</sub>, –CF(NO<sub>2</sub>)<sub>2</sub>, or –C(NF<sub>2</sub>)(NO<sub>2</sub>)<sub>2</sub> group *via* C- or N-functionalization (Scheme 2). Density functional theory and volume-based thermodynamics calculations were employed to predict and evaluate the properties of these compounds, including density ( $\rho$ ), HOF, stability, and detonation properties. The structure–activity relationships between the organic skeletons and the energetic functional groups were also studied systematically. It is expected that our results will provide useful information for the molecular design of novel HEDMs.

## Computational methods

The calculations were performed with the Gaussian 09 package.<sup>39</sup> DFT-B3LYP methods with the 6-311G++(d,p) basis set were adopted to optimize the molecular structures and predict the HOFs. Previous studies have shown that the 6-311G++(d,p) basis set is able to precisely predict the molecular structures and energies of energetic organic compounds.<sup>40</sup> Normal-mode



Scheme 1 The development history of multi-nitro functional groups.



Scheme 2 Molecules of CH(NO<sub>2</sub>)<sub>2</sub>-, CF(NO<sub>2</sub>)<sub>2</sub>- and C(NF<sub>2</sub>)(NO<sub>2</sub>)<sub>2</sub>-modified derivatives of triazole and tetrazole.

analysis for each structure gave true local energy minima on the potential energy surfaces with no imaginary frequencies. Numerous studies have shown that the HOFs theoretically predicted *via* isodesmic reactions are in good agreement with the experimental values for many organic systems.<sup>41–43</sup> Isodesmic reaction processes, in which the number of each kind of formal bond is invariable for the reactants and products, are designed to decrease the calculation errors for HOFs.<sup>44,45</sup>

For an isodesmic reaction, the heat of reaction  $\Delta H_{298\text{ K}}$  at 298 K can be calculated using the following equation:

$$\Delta H_{298\text{ K}} = \sum \Delta H_{f,p} - \sum \Delta H_{f,r}$$

where  $\Delta H_{f,p}$  and  $\Delta H_{f,r}$  are the HOFs of the products and reactants at 298 K, respectively. If an experimental HOF was unavailable, additional calculations were carried out for the atomization reaction  $C_aH_bO_cN_dF_f \rightarrow aC(g) + bH(g) + cO(g) + dN(g) + fF(g)$  at the G2 level to obtain the HOF.<sup>46</sup> Following that, the HOF at 298 K was calculated as:

$$\Delta H_{298\text{ K}} = \Delta H_{298\text{ K}} + \Delta(PV) = \Delta E_0 + \Delta ZPE + \Delta H_T + \Delta nRT$$

where  $\Delta E_0$  is the change in total energy between the products and the reactants at 0 K;  $\Delta ZPE$  is the difference between the zero-point energies (ZPEs) of the products and the reactants at 0 K; and  $\Delta H_T$  is thermal correction from 0 to 298 K. The  $\Delta(PV)$  value is the PV work term and is equal to  $\Delta nRT$  for the reaction of an ideal gas. For the isodesmic reactions examined here,  $\Delta n = 0$ , so  $\Delta(PV) = 0$ . As most energetic compounds have a solid condensed phase, calculation of the detonation properties requires the solid-phase HOF ( $\Delta H_{f,solid}$ ).<sup>47</sup> According to Hess's law of constant heat summation,<sup>48</sup> the gas-phase HOF ( $\Delta H_{f,gas}$ )

and heat of sublimation ( $\Delta H_{sub}$ ) can be used to evaluate the solid-phase HOF:

$$\Delta H_{f,solid} = \Delta H_{f,gas} - \Delta H_{sub}$$

According to Politzer *et al.*,<sup>47,49</sup> the heat of sublimation can be computed from the corresponding molecular surface area and electrostatic interaction index ( $\nu\sigma_{tot}^2$ ) for energetic compounds. The empirical expression for this approach is:

$$\Delta H_{sub} = aA^2 + b(\nu\sigma_{tot}^2)^{0.5} + c$$

where  $A$  is the surface area of the 0.001 electrons bohr<sup>-3</sup> isosurface of electronic density of the molecule,  $\nu$  describes the degree of balance between positive and negative potential on the isosurface, and  $\nu\sigma_{tot}^2$  is a measure of the variability of the electrostatic potential on the molecular surface. The coefficients  $a$ ,  $b$ , and  $c$  were determined by Rice *et al.*:<sup>50</sup>  $a = 2.670 \times 10^{-4}$  kcal mol<sup>-1</sup> Å<sup>-4</sup>,  $b = 1.650$  kcal mol<sup>-1</sup>, and  $c = 2.966$  kcal mol<sup>-1</sup>. This approach has been used to reliably evaluate the heats of sublimation of many energetic compounds.<sup>51,52</sup> In this study, the surface area, the degree of balance between the positive and negative surface potentials, and the variability of the electrostatic potential were calculated using the Multiwfn program.<sup>53</sup>

For each -CH(NO<sub>2</sub>)<sub>2</sub>, -CF(NO<sub>2</sub>)<sub>2</sub>, and -C(NF<sub>2</sub>)(NO<sub>2</sub>)<sub>2</sub> derivative of triazole and tetrazole, the theoretical density was initially determined from the molecular weight ( $M$ ) divided by  $V_{0.001}$ , where  $V_{0.001}$  is defined as the volume inside the 0.001 electrons bohr<sup>-3</sup> density contour, which was obtained by Monte Carlo integration using the Multiwfn program. By introducing the

interaction index  $\nu\sigma_{\text{tot}}^2$ , the density of an energetic compound can be corrected according to the following equation:<sup>54</sup>

$$\rho = \beta_1 \left( \frac{M}{V_{0.001}} \right) + \beta_2 (\nu\sigma_{\text{tot}}^2) + \beta_3$$

where the coefficients  $\beta_1$ ,  $\beta_2$ , and  $\beta_3$  are 1.0462, 0.0021, and  $-0.1586$ , respectively.<sup>55</sup>

The bond dissociation energy (BDE) can provide useful information for understanding the stability of a molecule. Generally, the smaller the energy for breaking a bond is, the weaker the bond is, making it easier for the bond to act as a trigger bond. For many organic molecules, the terms “bond dissociation energy” (BDE) and “bond dissociation enthalpy” often appear interchangeably in the literature.<sup>56</sup>

At 0 K, the homolytic BDE is given as:

$$\text{BDE}_0(\text{A} - \text{B}) \rightarrow E_0(\text{A}^\cdot) + E_0(\text{B}^\cdot) - E_0(\text{A} - \text{B})$$

The BDE with a ZPE correction can be calculated using the following equation:

$$\text{BDE}(\text{A} - \text{B})_{\text{ZPE}} = \text{BDE}_0(\text{A} - \text{B}) + \Delta E_{\text{ZPE}}$$

where  $\Delta E_{\text{ZPE}}$  is the difference between the ZPEs of the products and the reactants.

Impact sensitivity ( $h_{50}$ ) is often used to judge whether high energy density compounds are sensitive or insensitive to external impact. A series of empirical methods have been proposed to predict the sensitivity of these materials approximately. Specifically, Politzer and coworkers developed a method using crystal volume factors to predict impact sensitivities of high energy density compounds which give acceptable accuracy.<sup>57</sup> The impact sensitivity ( $h_{50}$ ) can be predicted by the equation:

$$h_{50} = \alpha\sigma_+^2 + \beta\nu + \gamma$$

where  $\sigma_+^2$  is indicator of the strengths and variabilities of the positive surface potentials and  $\nu$  is the degree of balance between positive potential and negative potential on the iso-surface. The coefficients  $\alpha$ ,  $\beta$ , and  $\gamma$  are  $-0.0064$ ,  $241.42$ , and  $-3.43$ , respectively.<sup>41</sup>

Energetic properties, such as the detonation pressure ( $P$ ) and detonation velocity ( $D$ ), were calculated from the HOF and the calculated  $\rho$  using the EXPLO5 v6.01 program.<sup>58</sup>

The optimizations were performed without any symmetry restrictions using the default convergence criteria in the program. All of the optimized structures were characterized as true local energy minima on the potential energy surface without imaginary frequencies.

## Results and discussion

### Structural design and molecular geometry

This study was aimed at the molecular design and prediction of properties for novel HEDMs. Based on previous experiments and calculations, the  $\rho$  and oxygen balance (OB) of 1,2,4-

triazole, 1,2,3-triazole, and tetrazole are not satisfactory (1.15, 1.19, and 1.48 g cm<sup>-3</sup>; and  $-1.27\%$ ,  $-1.27\%$ , and  $-0.68\%$ , respectively). Introducing  $-\text{CH}(\text{NO}_2)_2$ ,  $-\text{CF}(\text{NO}_2)_2$ , or  $-\text{C}(\text{NF}_2)(\text{NO}_2)_2$  groups into the molecular skeletons has been demonstrated as an efficient way to construct HEDMs without incurring an excessive performance penalty, as nitro groups not only supply additional oxygen atoms, but also have a stabilizing influence. Therefore, starting with 1,2,4-triazole, 1,2,3-triazole, and tetrazole as initial skeletons, the structural design of a series of new fluorine- and oxygen-rich molecules with monocyclic structures was investigated. In the first design strategy, a hydrogen atom in 1,2,4-triazole, 1,2,3-triazole, or tetrazole was replaced with one  $-\text{CH}(\text{NO}_2)_2$ ,  $-\text{CF}(\text{NO}_2)_2$ , or  $-\text{C}(\text{NF}_2)(\text{NO}_2)_2$  group to form new energetic molecules (N-functionalization: **A1–A3** and **E1–E3**, C-functionalization: **I1–I3**). In the second phase, a nitro group was introduced with the goal of ensuring that the resultant new molecules had high energy densities (C-functionalization: **B1–B3** and **F1–F3**, N-functionalization: **J1–J3**). In the third phase, to further enhance the energy level, two nitro groups were introduced by C-functionalization, while a  $-\text{CH}(\text{NO}_2)_2$ ,  $-\text{CF}(\text{NO}_2)_2$ , or  $-\text{C}(\text{NF}_2)(\text{NO}_2)_2$  group was introduced by N-functionalization (**C1–C3** and **G1–G3**). Considering that the tetrazole molecule has only two sites that can be modified, we reversed the positions of the nitro group and the  $-\text{CH}(\text{NO}_2)_2$ ,  $-\text{CF}(\text{NO}_2)_2$  or  $-\text{C}(\text{NF}_2)(\text{NO}_2)_2$  group to examine the influence of different positions (**K1–K3**). In the final stage, two  $-\text{CH}(\text{NO}_2)_2$ ,  $-\text{CF}(\text{NO}_2)_2$ , or  $-\text{C}(\text{NF}_2)(\text{NO}_2)_2$  groups were introduced by C-functionalization to form new disubstituted molecules without nitro groups (**D1–D3** and **H1–H3**). In series **L**, we investigated the influence of simultaneously introducing the same substituents by C- and N-functionalization.

The geometric structures of all compounds were optimized based on the true local energy minima on the potential energy surface without imaginary frequencies. Analyzing the molecular orbitals of a molecule provides valuable information on its electronic structure. Therefore, the molecular electrostatic potential (ESP), highest occupied molecular orbital (HOMO) and lowest unoccupied molecular orbital (LUMO) energies, and the energy gap ( $\Delta E_{\text{LUMO-HOMO}}$ ) were obtained for each compound. To help understand the stereo structures of the  $-\text{CH}(\text{NO}_2)_2$ ,  $-\text{CF}(\text{NO}_2)_2$ , and  $-\text{C}(\text{NF}_2)(\text{NO}_2)_2$  derivatives of triazole and tetrazole, the optimized structures of **A1–L3** are shown in Fig. 1. The surface analyses of **A1–L3** are summarized in the ESI.†

The ESP on the molecular surface not only provides meaningful insight into charge distribution and intermolecular interactions, but also has an important relationship with impact sensitivity. Positive regions and higher intensities of electropositive potential surfaces are related to higher impact sensitivities.<sup>59</sup> A quantitative molecular surface analysis was performed using the Multiwfn program,<sup>60</sup> and the extreme value points of the ESP on the molecular surface are plotted in Fig. 2. The surface local minima and maxima are shown as blue and red points, respectively, and only the global minima and maxima are labeled. Overall, the surface maxima are present near hydrogen atoms on the triazole or tetrazole ring, whereas

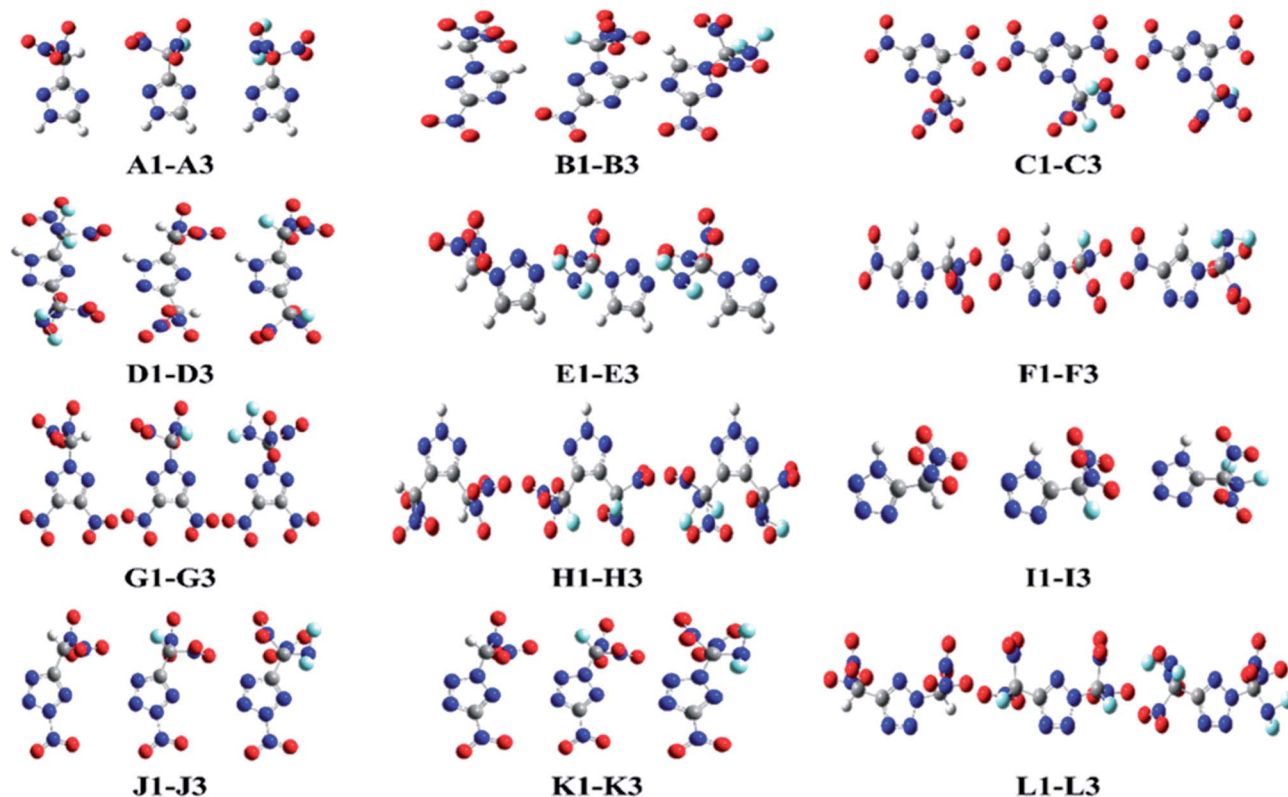


Fig. 1 The optimized structures of the title compounds.

the surface minima are present near  $-\text{NO}_2$ ,  $-\text{CH}(\text{NO}_2)_2$ ,  $-\text{CF}(\text{NO}_2)_2$ , or  $-\text{C}(\text{NF}_2)(\text{NO}_2)_2$  groups, which may be the primary electrophilic sites. Clearly, all these compounds have relatively average negative potentials and positive potentials, which might result in better stability. Table 1 lists the HOMO, LUMO, and  $\Delta E_{\text{LUMO-HOMO}}$  for the  $-\text{CH}(\text{NO}_2)_2$ ,  $-\text{CF}(\text{NO}_2)_2$ , and  $-\text{C}(\text{NF}_2)(\text{NO}_2)_2$  derivatives of triazole and tetrazole.  $\Delta E_{\text{LUMO-HOMO}}$  is an important parameter that can be used to evaluate the reactivity in chemical or photochemical processes that involve electron transfer or leap. It can be seen clearly that the replacement of a hydrogen atom with a  $-\text{F}$  or  $-\text{NF}_2$  group leads to a slight decrease in the HOMO relative to that observed for the corresponding  $\text{CH}(\text{NO}_2)_2$ -substituted compound. A similar trend is observed for the LUMO energy levels of these derivatives. For series **B**, **F**, and **I**, the  $\text{CF}(\text{NO}_2)_2$ -substituted derivatives have a lower  $\Delta E_{\text{LUMO-HOMO}}$  values than the  $\text{CH}(\text{NO}_2)_2$ -substituted derivatives. In contrast, in the other series, the  $\text{CF}(\text{NO}_2)_2$ -substituted derivatives have higher  $\Delta E_{\text{LUMO-HOMO}}$  values than the  $\text{CH}(\text{NO}_2)_2$ -substituted derivatives. It is interesting to note that the  $\text{C}(\text{NF}_2)(\text{NO}_2)_2$ -substituted derivatives of series **C**, **H**, and **I** have higher  $\Delta E_{\text{LUMO-HOMO}}$  values than the  $\text{CH}(\text{NO}_2)_2$ -substituted derivatives, whereas the other series show the opposite trend. **A2**, **C2**, **C3**, **E2**, **B2**, **H3**, **I3**, **K2**, and **L2** have higher energy gaps than  $\text{CH}(\text{NO}_2)_2$ -substituted 1,2,4-triazole, 1,2,3-triazole, or tetrazole, indicating a shift toward higher frequencies in their electronic absorption spectra. However, the other  $\text{CF}(\text{NO}_2)_2$ - or  $\text{C}(\text{NF}_2)(\text{NO}_2)_2$ -substituted derivatives have lower energy gaps than the corresponding  $\text{CH}(\text{NO}_2)_2$ -substituted derivatives, reflecting a shift toward lower

frequencies in their electronic absorption spectra. Among these derivatives, **A2** has the highest  $\Delta E_{\text{LUMO-HOMO}}$  value, whereas **B3** has the smallest. Overall, different substituted molecules present a comparison of the energetics.<sup>61</sup>

### Stability

BDEs can provide useful information for understanding the stability of a molecule.<sup>56</sup> Generally, a smaller BDE corresponds to a weaker bond, which makes it easier for the bond to function as a trigger bond. To investigate the thermal stabilities of the compounds of interest, the  $\text{C}-\text{NO}_2$  bond in the  $-\text{CH}(\text{NO}_2)_2$ ,  $-\text{CF}(\text{NO}_2)_2$ , or  $-\text{C}(\text{NF}_2)(\text{NO}_2)_2$  functional groups were considered to be the weakest bond. The BDEs of the  $\text{C}-\text{NO}_2$  bonds are listed in Table 2.

As is evident in Table 2, in the same compound series, the BDE of the  $\text{C}-\text{NO}_2$  bonds in  $-\text{CF}(\text{NO}_2)_2$  is higher than that in  $-\text{CH}(\text{NO}_2)_2$ . Therefore, it can be deduced that substitution of the  $-\text{CF}(\text{NO}_2)_2$  group is very useful for increasing the thermal stabilities of 1,2,4-triazole, 1,2,3-triazole, and tetrazole. The  $-\text{C}(\text{NF}_2)(\text{NO}_2)_2$  group is also observed to increase the thermal stability in some series, namely, **E**, **F**, and **I**. Notably, the  $\text{C}-\text{NO}_2$  bonds in functional groups with C-linkages have higher BDEs than those in the corresponding groups with N-linkages (e.g., **J1** vs. **K1**, **J2** vs. **K2**, and **J3** vs. **K3**). Moreover, in series **L**, which contain both C- and N-linked functional groups, the  $\text{C}-\text{NO}_2$  bonds in functional groups with C-linkages have higher BDEs than those in groups with N-linkages ( $\text{BDE}_{\text{L1C}} > \text{BDE}_{\text{L1N}}$ ,  $\text{BDE}_{\text{L2C}} > \text{BDE}_{\text{L2N}}$ , and  $\text{BDE}_{\text{L3C}} > \text{BDE}_{\text{L3N}}$ ). Overall, all of the examined

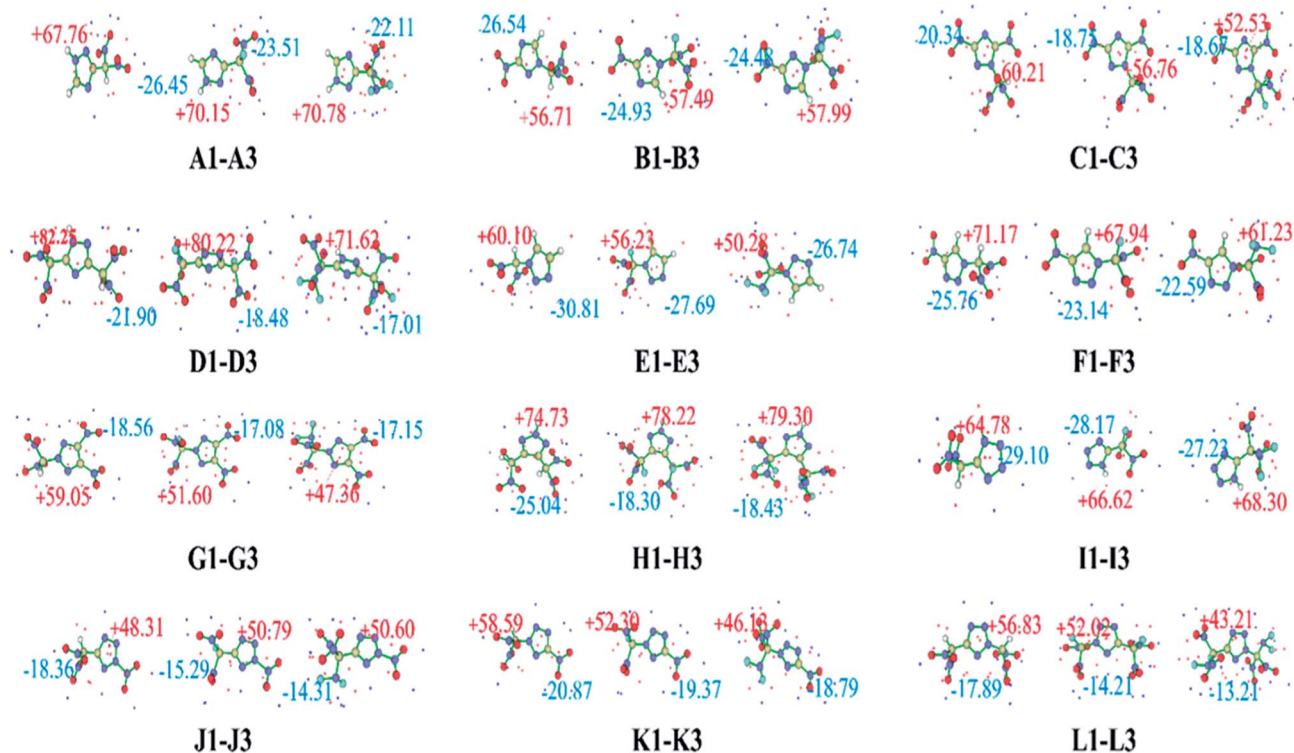


Fig. 2 Electrostatic potentials mapped of the title compounds.

compounds exhibit good thermal stabilities, as they have relatively high BDE values for the weakest bond and meet the requirement that HEDM candidates should have a dissociation barrier larger than 80–120 kJ mol<sup>-1</sup>. Based on these results, it is necessary to study other physical and chemical properties of these compounds.

### Density

Density ( $\rho$ ) is a very important physical property of any energetic material. In general, a high density causes better performance.<sup>22</sup>

For example, the  $D$  of an explosive is proportional to its  $\rho$ , and the  $P$  is proportional to the square of its  $\rho$ . For an energetic material, a high  $\rho$  means that more energy per unit volume can be packed into a volume-limited space, thereby yielding the maximum violent explosion. Here, the densities of the molecules were defined as the molecular weight divided by the average molecular volume and then corrected using the interaction index  $\nu\sigma_{\text{tot}}^2$ . The molecular volumes, uncorrected densities, and corrected densities are listed in Table 3.

Table 1 Calculated HOMO and LUMO energies (a.u.) and energy gaps ( $\Delta E_{\text{LUMO-HOMO}}$ ) of the dinitromethyl, fluorodinitromethyl and (difluoroamino)dinitromethyl derivatives at the B3LYP/6-311G++(d,p)

Comp.	$E_{\text{HOMO}}$	$E_{\text{LUMO}}$	$\Delta E_{\text{LUMO-HOMO}}$	Comp.	$E_{\text{HOMO}}$	$E_{\text{LUMO}}$	$\Delta E_{\text{LUMO-HOMO}}$
A1	-0.31631	-0.11205	0.20426	G1	-0.34676	-0.15240	0.19436
A2	-0.32377	-0.11716	0.20661	G2	-0.35104	-0.15806	0.19298
A3	-0.32373	-0.12066	0.20307	G3	-0.35035	-0.16228	0.18807
B1	-0.33251	-0.15590	0.17661	H1	-0.33365	-0.14557	0.18808
B2	-0.33467	-0.16281	0.17186	H2	-0.34661	-0.14360	0.20301
B3	-0.33646	-0.16686	0.16960	H3	-0.34125	-0.14937	0.19188
C1	-0.34916	-0.17998	0.16918	I1	-0.33677	-0.15648	0.18029
C2	-0.35313	-0.17914	0.17399	I2	-0.33991	-0.16013	0.17978
C3	-0.35288	-0.17530	0.17758	I3	-0.34370	-0.15985	0.18385
D1	-0.33529	-0.14032	0.19497	J1	-0.35144	-0.15880	0.19264
D2	-0.34538	-0.14679	0.19859	J2	-0.35855	-0.16214	0.19641
D3	-0.34575	-0.16406	0.18169	J3	-0.35318	-0.16358	0.18960
E1	-0.31282	-0.12939	0.18343	K1	-0.34888	-0.15245	0.19643
E2	-0.31957	-0.13471	0.18486	K2	-0.35294	-0.15591	0.19703
E3	-0.32029	-0.13702	0.18327	K3	-0.35432	-0.15953	0.19479
F1	-0.33928	-0.14619	0.19309	L1	-0.35167	-0.14766	0.20401
F2	-0.34330	-0.15161	0.19169	L2	-0.36179	-0.15595	0.20584
F3	-0.34371	-0.15386	0.18985	L3	-0.35750	-0.16099	0.19651

Table 2 Bond dissociation energies (BDE, kJ mol<sup>-1</sup>) of the relatively weak bonds of the title compounds

Comp.	BDE of C–NO <sub>2</sub>	Comp.	BDE of C–NO <sub>2</sub>	Comp.	BDE of C–NO <sub>2</sub>
A1	256.84	E1	194.21	J1	312.18
A2	262.98	E2	232.95	J2	317.57
A3	251.92	E3	207.42	J3	313.55
B1	229.76	F1	194.44	K1	207.27
B2	252.61	F2	227.17	K2	224.41
B3	216.87	F3	210.04	K3	222.36
C1	204.24	G1	219.90	L1 <sub>N</sub> <sup>d</sup>	267.84
C2	215.50	G2	228.61	L2 <sub>N</sub> <sup>e</sup>	278.33
C3	234.49	G3	221.25	L3 <sub>N</sub> <sup>f</sup>	250.21
D1	269.32	H1	290.10	L1 <sub>C</sub>	312.17
D2	286.54	H2	295.95	L2 <sub>C</sub>	323.73
D3	256.46	H3	288.33	L3 <sub>C</sub>	304.91
D1 <sub>H</sub> <sup>a</sup>	231.53	I1	281.72		
D2 <sub>H</sub> <sup>b</sup>	248.76	I2	286.51		
D3 <sub>H</sub> <sup>c</sup>	224.65	I3	295.42		

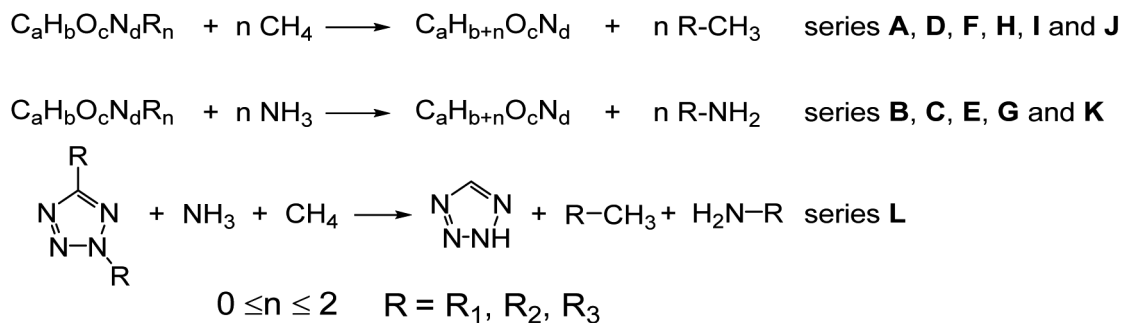
<sup>a</sup> C–NO<sub>2</sub> bond in the –CF(NO<sub>2</sub>)<sub>2</sub> linked in position 5. <sup>b</sup> C–NO<sub>2</sub> bond in the CF(NO<sub>2</sub>)<sub>2</sub> linked in position 5. <sup>c</sup> C–NO<sub>2</sub> bond in the C(NF<sub>2</sub>)(NO<sub>2</sub>)<sub>2</sub> linked in position 5. <sup>d</sup> C–NO<sub>2</sub> bond in the dinitromethyl by C,N-linked. <sup>e</sup> C–NO<sub>2</sub> bond in the CF(NO<sub>2</sub>)<sub>2</sub> by C,N-linked. <sup>f</sup> C–NO<sub>2</sub> bond in the C(NF<sub>2</sub>)(NO<sub>2</sub>)<sub>2</sub> by C,N-linked.

The  $\rho$  for the designed compounds were found to be in the range of 1.66 (A1 and E1) to 2.04 g cm<sup>-3</sup> (H3). Clearly, replacement of a hydrogen atom with a –F or –NF<sub>2</sub> group leads to a greater increase in density than that observed for the corresponding CH(NO<sub>2</sub>)<sub>2</sub>-substituted compounds. For example, compound C3, which contains a –C(NF<sub>2</sub>)(NO<sub>2</sub>)<sub>2</sub> group, has a much higher density (2.01 g cm<sup>-3</sup>) than compounds C2 (1.95 g cm<sup>-3</sup>) and C1 (1.86 g cm<sup>-3</sup>). Within each 1,2,4-triazole, 1,2,3-triazole, and tetrazole series, the densities of the compounds decrease as a function of the substituent, according to C(NF<sub>2</sub>)(NO<sub>2</sub>)<sub>2</sub> > CF(NO<sub>2</sub>)<sub>2</sub> > CH(NO<sub>2</sub>)<sub>2</sub>. This observation indicates that the introduction of a highly dense –F or –NF<sub>2</sub> group is a very effective method for increasing the density of energetic molecules. For the same skeleton (e.g., A1 vs. B1 vs. C1,

A2 vs. B2 vs. C2, and A3 vs. B3 vs. C3), more nitro groups results in higher densities. For example, compound C1, which contains four nitro groups, exhibits a much higher density (2.01 g cm<sup>-3</sup>) than compounds B1 (1.81 g cm<sup>-3</sup>) and A1 (1.66 g cm<sup>-3</sup>), which contain three and two nitro groups, respectively. However, for similar skeletons that contain the same number of nitro groups (e.g., C1 vs. D1, C2 vs. D2, and C3 vs. D3), the introduction of two –CH(NO<sub>2</sub>)<sub>2</sub>, –CF(NO<sub>2</sub>)<sub>2</sub>, or –C(NF<sub>2</sub>)(NO<sub>2</sub>)<sub>2</sub> groups via C-functionalization leads to a slight decrease in the density of the latter compounds. For example, C1 has a density of 1.86 g cm<sup>-3</sup>, whereas the density of D1 is only 1.76 g cm<sup>-3</sup>. In addition, for tetrazole-based compounds, the simultaneous introduction of two –CH(NO<sub>2</sub>)<sub>2</sub>, –CF(NO<sub>2</sub>)<sub>2</sub>, or –C(NF<sub>2</sub>)(NO<sub>2</sub>)<sub>2</sub> via C- and N-functionalization leads to a slight increase in density

Table 3 Molecular volume and density for A1–L3

Comp.	M <sub>w</sub> (g mol <sup>-1</sup> )	Volume (cm <sup>3</sup> mol <sup>-1</sup> )	$\rho_{\text{uncorrected}}$ (g cm <sup>-3</sup> )	$\rho_{\text{corrected}}$ (g cm <sup>-3</sup> )	Comp.	M <sub>w</sub> (g mol <sup>-1</sup> )	Volume (cm <sup>3</sup> mol <sup>-1</sup> )	$\rho_{\text{uncorrected}}$ (g cm <sup>-3</sup> )	$\rho_{\text{corrected}}$ (g cm <sup>-3</sup> )
A1	173.09	103.61	1.67	1.66	G1	263.08	141.38	1.86	1.83
A2	191.08	106.36	1.80	1.78	G2	281.07	144.27	1.95	1.92
A3	224.08	119.16	1.88	1.87	G3	314.08	157.22	2.00	1.97
B1	218.09	122.16	1.79	1.81	H1	277.11	153.51	1.81	1.80
B2	236.08	124.91	1.89	1.91	H2	313.09	159.41	1.96	1.93
B3	269.08	137.88	1.95	1.97	H3	379.10	183.45	2.07	2.04
C1	263.08	140.21	1.88	1.86	I1	174.08	100.03	1.74	1.75
C2	281.07	142.49	1.97	1.95	I2	192.07	102.62	1.87	1.89
C3	314.08	155.07	2.03	2.02	I3	225.07	115.79	1.94	1.95
D1	277.11	155.23	1.79	1.76	J1	219.07	119.74	1.83	1.80
D2	313.09	160.85	1.95	1.92	J2	237.06	122.61	1.93	1.89
D3	379.10	186.11	2.04	2.01	J3	270.07	135.42	1.99	1.96
E1	173.09	104.18	1.66	1.66	K1	219.07	119.46	1.83	1.82
E2	191.08	106.93	1.79	1.77	K2	237.06	122.37	1.94	1.92
E3	224.08	119.87	1.87	1.85	K3	270.07	135.26	2.00	1.98
F1	218.09	122.69	1.78	1.78	L1	278.10	152.34	1.83	1.83
F2	236.08	125.55	1.88	1.88	L2	314.08	158.03	1.99	1.94
F3	269.08	138.50	1.94	1.95	L3	380.09	183.76	2.07	2.02



Scheme 3 Designed isodesmic reactions for the title compounds.

relative to that of compounds with only C- or N-functionalization (**L1** vs. **J1** or **K1**, **L2** vs. **J2** or **K2**, and **L3** vs. **J3** or **K3**). For example, compound **L3**, which contains two  $-\text{C}(\text{NF}_2)(\text{NO}_2)_2$  groups *via* simultaneous C- and N-functionalization, has a higher density ( $2.02 \text{ g cm}^{-3}$ ) than compounds **J3** ( $1.96 \text{ g cm}^{-3}$ ; C-functionalization) and **K3** ( $1.98 \text{ g cm}^{-3}$ ; N-functionalization).

This finding illustrates that the incorporation of highly dense groups into high-density skeletons *via* C- or N-functionalization is an effective strategy for obtaining higher density compounds. Overall, compounds **C3** ( $2.01 \text{ g cm}^{-3}$ ), **D3** ( $2.01 \text{ g cm}^{-3}$ ), **H3** ( $2.04 \text{ g cm}^{-3}$ ), and **L3** ( $2.02 \text{ g cm}^{-3}$ ) exhibited the highest calculated densities of  $>2.0 \text{ g cm}^{-3}$ , indicating that these compounds have high potential as new HEDMs.

### Heat of formation

The solid-phase HOF ( $\Delta H_{f,\text{solid}}$ ) is an important property for predicting the detonation properties of energetic materials. Therefore, to estimate the detonation velocity and pressure of an explosive molecule through theoretical calculations, the  $\Delta H_{f,\text{solid}}$  value must be obtained. Here, we investigated the effects of different substituents on the gas-phase HOF ( $\Delta H_{f,\text{gas}}$ ) and  $\Delta H_{f,\text{solid}}$  of 1,2,4-triazole, 1,2,3-triazole, and tetrazole derivatives. To obtain more accurate calculation results, the basic ring skeleton of the parent compound was kept invariable

during the designed isodesmic reactions. The isodesmic reactions used to obtain  $\Delta H_{f,\text{gas}}$  for the investigated compounds are as follows (Scheme 3):

Table 4 lists the total energies ( $E_0$ ), ZPEs, thermal corrections ( $H_T$ ), and  $\Delta H_{f,\text{gas}}$  for the reference compounds in the isodesmic reactions. The  $\Delta H_{f,\text{gas}}$  value of each compound was calculated from the atomization reaction at the G2 level. Table 5 summarizes the calculated  $\Delta H_{f,\text{solid}}$  values and the parameters related to the ESPs of all the designed compounds, including  $E_0$ , ZPE,  $H_T$ ,  $\Delta H_{f,\text{gas}}$ , molecular surface area ( $A$ ), degree of balance between negative and positive potentials ( $\nu$ ), square of the variability in the ESP ( $\sigma_{\text{tot}}^2$ ), heat of sublimation ( $\Delta H_{\text{sub}}$ ), and  $\Delta H_{f,\text{gas}}$ .

It has been found that the presence of  $-\text{CF}(\text{NO}_2)_2$  group is not beneficial for obtaining energetic molecules with highly positive HOFs.<sup>22,63</sup> Clearly, the replacement of a hydrogen atom with a  $-\text{F}$  group leads to a greater decrease in  $\Delta H_{f,\text{solid}}$  than that observed for the corresponding  $\text{CH}(\text{NO}_2)_2$ -substituted compounds. Overall, although the new  $\text{CF}(\text{NO}_2)_2$ -substituted compounds exhibit relatively high densities ( $>1.77 \text{ g cm}^{-3}$ ), their HOFs were not highly positive, indicating that the  $-\text{CF}(\text{NO}_2)_2$  group has both positive and negative effects on the properties, *i.e.*, high densities are obtained, but the HOFs are not highly positive.

By contrast, the  $-\text{C}(\text{NF}_2)(\text{NO}_2)_2$  group has a positive effect on  $\Delta H_{f,\text{solid}}$ . For example, compound **L3** has a much higher  $\Delta H_{f,\text{solid}}$

Table 4 Calculated total energies, zero-point energies, thermal corrections and heats of formation for the reference compounds

Comp.	$E_0$	ZPE	$H_T$	$\Delta H_{f,\text{gas}}$	Comp.	$E_0$	ZPE	$H_T$	$\Delta H_{f,\text{gas}}$
<b>CH<sub>4</sub></b>	-40.3796	0.0448	10.03	-74.60 <sup>s</sup>	<b>DI<sup>i</sup></b>	-257.6536	0.0467	11.65	335.14
<b>NH<sub>3</sub></b>	-56.4155	0.0344	10.00	-45.94 <sup>s</sup>	<b>DJ<sup>j</sup></b>	-461.7117	0.0480	18.28	436.03
<b>DA<sup>a</sup></b>	-241.6631	0.0596	11.84	194.03	<b>DK<sup>k</sup></b>	-461.7459	0.0496	17.86	349.68
<b>DB<sup>b</sup></b>	-445.7561	0.0620	18.17	200.18	<b>DL<sup>l</sup></b>	-257.6604	0.0474	11.47	327.24
<b>DC<sup>c</sup></b>	-649.8453	0.0640	24.87	217.48	<b>GN1<sup>m</sup></b>	-487.7724	0.0804	20.70	-115.69
<b>DD<sup>d</sup></b>	-241.6631	0.0596	11.84	194.03	<b>GN2<sup>n</sup></b>	-586.8482	0.0718	24.94	-313.80
<b>DE<sup>e</sup></b>	-241.6365	0.0587	11.96	267.61	<b>GN3<sup>o</sup></b>	-740.9992	0.0786	30.07	-118.55
<b>DF<sup>f</sup></b>	-445.7307	0.0613	18.14	263.40	<b>GN4<sup>p</sup></b>	-503.8041	0.0694	22.91	-73.50
<b>DG<sup>g</sup></b>	-649.8217	0.0640	22.91	281.94	<b>GN5<sup>q</sup></b>	-602.8809	0.0607	24.67	-278.57
<b>DH<sup>h</sup></b>	-241.6448	0.0596	11.82	251.79	<b>GN6<sup>r</sup></b>	-757.0300	0.0673	29.92	-83.80

<sup>a</sup> **DA**: 1,2,4-triazole. <sup>b</sup> **DB**: 3-nitro-1,2,4-triazole. <sup>c</sup> **DC**: 3,5-dinitro-1,2,4-triazole. <sup>d</sup> **DD** = **DA**. <sup>e</sup> **DE**: 1*H*-1,2,3-triazole. <sup>f</sup> **DF**: 4-nitro-1,2,3-triazole. <sup>g</sup> **DG**: 4,5-dinitro-1,2,3-triazole. <sup>h</sup> **DH**: 2*H*-1,2,3-triazole. <sup>i</sup> **DI**: 1*H*-tetrazole. <sup>j</sup> **DJ**: 2-nitro-tetrazole. <sup>k</sup> **DK**: 5-nitro-2*H*-tetrazole. <sup>l</sup> **DL**: 2*H*-tetrazole. <sup>m</sup> **GN1**: 1,1-dinitroethane. <sup>n</sup> **GN2**: 1-fluoro-1,1-dinitroethane. <sup>o</sup> **GN3**: *N,N*-difluoro-1,1-dinitroethan-1-amine. <sup>p</sup> **GN4**: dinitromethanamine. <sup>q</sup> **GN5**: fluorodinitromethanamine. <sup>r</sup> **GN6**: *N,N*-difluoro-1,1-dinitromethanediamine. <sup>s</sup> Experimental values taken from ref. 13 and 62.



**Table 5** Calculated total energies ( $E_0$ ), zero-point energies (ZPE), thermal corrections ( $H_T$ ), heats of sublimation ( $\Delta H_{\text{sub}}$ ), and solid-phase heats of formation ( $\Delta H_{\text{f,solid}}$ , kJ mol<sup>-1</sup>) for the title compounds

Comp.	$E_0$	ZPE	$H_T$	$A$	$\nu$	$\sigma_{\text{tot}}^2$	$\Delta H_{\text{f,gas}}$	$\Delta H_{\text{sub}}$	$\Delta H_{\text{f,solid}}$
<b>A1</b>	-689.06	243.34	28.58	177.07	0.11	317.26	141.20	88.89	52.31
<b>A2</b>	-788.13	220.11	30.79	179.67	0.08	372.88	-42.91	86.48	-129.39
<b>A3</b>	-942.28	237.13	36.16	193.45	0.08	396.33	145.87	92.13	53.74
<b>B1</b>	-893.13	246.41	35.53	205.75	0.18	262.03	203.85	107.37	96.48
<b>B2</b>	-992.2	223.14	37.72	208.41	0.20	221.32	27.42	107.37	-79.95
<b>B3</b>	-1146.35	239.91	43.18	222.73	0.20	199.53	215.81	111.85	103.96
<b>C1</b>	-1097.22	251.37	42.4	231.44	0.09	268.52	233.29	106.39	126.91
<b>C2</b>	-1196.28	227.9	44.42	231.21	0.09	216.6	233.29	103.32	-51.27
<b>C3</b>	-1350.42	243.77	50.26	243.59	0.11	189.65	52.05	110.7	158.57
<b>D1</b>	-1136.45	328.11	46.37	254.12	0.05	483.02	115.08	118.99	-3.91
<b>D2</b>	-1334.59	281.64	50.97	260.08	0.05	355.62	-253.38	117.15	-370.53
<b>D3</b>	-1642.9	316.55	61.34	286.26	0.08	218.84	115.31	133.39	-18.08
<b>E1</b>	-689.01	238.7	28.64	177.48	0.12	309.62	273.99	90.03	183.96
<b>E2</b>	-788.08	215.28	30.95	179.9	0.14	202.68	81.29	85.18	-3.89
<b>E3</b>	-942.23	232.06	36.48	193.38	0.13	193.81	229.75	89.37	140.38
<b>F1</b>	-893.1	244.41	35.47	206.65	0.09	421.15	278.87	103.22	175.65
<b>F2</b>	-992.17	220.88	37.85	209.37	0.14	259.25	89.45	102.38	-12.93
<b>F3</b>	-1146.32	237.5	43.5	222.92	0.16	213.8	284.19	108.53	175.66
<b>G1</b>	-1097.2	251.11	42.72	235.15	0.08	256.55	291.28	105.62	185.66
<b>G2</b>	-1196.26	227.71	45.03	237.85	0.11	163.51	110.93	105.21	5.72
<b>G3</b>	-1350.41	244.26	50.59	251.83	0.14	130.06	304.47	112.65	191.82
<b>H1</b>	-1136.44	329.82	45.68	241.05	0.10	313.8	148.82	116.2	32.62
<b>H2</b>	-1334.57	282.41	50.42	247.54	0.05	318.34	-209.73	108.58	-318.31
<b>H3</b>	-1642.88	317.16	60.47	267.61	0.05	330.14	178.68	120.9	57.78
<b>I1</b>	-705.05	209.13	28.5	171.55	0.15	272.86	289.59	89.19	200.40
<b>I2</b>	-804.11	185.91	30.51	174.02	0.15	285.68	113.59	91.34	22.25
<b>I3</b>	-958.27	203.41	35.66	188.29	0.14	238.96	301.19	92.71	208.48
<b>J1</b>	-909.1	211.53	35.76	204.06	0.09	208.03	399.06	89.52	309.54
<b>J2</b>	-1008.17	188.04	38.17	206.98	0.08	175.4	221.30	86.61	134.69
<b>J3</b>	-1162.32	205.11	43.49	220.71	0.08	164.38	408.55	92.38	316.17
<b>K1</b>	-909.12	213.41	35.15	203.36	0.11	272.75	362.10	95.86	266.24
<b>K2</b>	-1008.18	189.8	37.51	206.11	0.15	165.98	184.51	94.33	90.18
<b>K3</b>	-1162.33	206.42	43.02	219.97	0.17	133.26	376.91	99.37	277.55
<b>L1</b>	-1152.42	293.81	45.78	250.82	0.07	252.15	298.32	111.89	186.43
<b>L2</b>	-1350.56	246.75	50.51	256.52	0.09	124.28	-339.73	108.62	-448.35
<b>L3</b>	-1658.86	280.26	61.46	284.08	0.12	75.96	323.39	123.53	199.86

(199.86 kJ mol<sup>-1</sup>) than corresponding CF(NO<sub>2</sub>)<sub>2</sub>-substituted compound **L2** (-448.35 kJ mol<sup>-1</sup>). Moreover, all the C(NF<sub>2</sub>)(NO<sub>2</sub>)<sub>2</sub>-substituted tetrazole-based compounds exhibit high  $\Delta H_{\text{f,solid}}$  values (186.43–316.17 kJ mol<sup>-1</sup>). These large positive HOFs mainly result from synergy between the strain inherent to the tetrazole skeleton and the substituent group effect.

### Predicted detonation performance

Generally, higher the OBs correspond to larger detonation velocities and pressures. A positive OB is significant for explosive molecules, which can be used as oxidizers. However, too much oxygen is not favorable for improving the explosive performance of energetic compounds, as additional oxygen will produce O<sub>2</sub>, which consumes a considerable amount of energy during the explosion of energetic materials. Thus, the ideal OB is equal to zero. In this work, the OB values of CHFNO compounds (molecular formula C<sub>a</sub>H<sub>b</sub>F<sub>c</sub>N<sub>d</sub>O<sub>e</sub>) were calculated as follows: OB (%) = 1600 × [e - 2a - (b - c)/2]/M<sub>w</sub>.<sup>64</sup> Most compounds exhibited positive OB values (2.56–17.77%),

whereas some energetic molecules had negative OB values (from -32.35 to -7.34%), mainly due to relatively higher carbon and hydrogen contents. As shown in Table 6, substitution with -CF(NO<sub>2</sub>)<sub>2</sub> and -C(NF<sub>2</sub>)(NO<sub>2</sub>)<sub>2</sub> is helpful for improving the OB values of the designed compounds. This finding suggests that the incorporation of more -NO<sub>2</sub> groups into a molecule substantially improves the HOF and the OB, eventually resulting in higher exothermicities for combustion and detonation processes. In particular, the OB values of **B2**, **I2**, and **F2** are equal to zero, which indicates that they combust completely without releasing toxic gases, such as carbon monoxide, during decomposition.

*D* and *P* are two important performance parameters for an energetic material. Based on the calculated HOFs and the measured  $\rho$ , the detonation properties of **A1**–**L3** were determined using the EXPLO5 (v 6.01) program, as summarized in Table 6 alongside a comparison with common explosives. As shown in Table 6, the calculated detonation velocities are in the range of 8022.1–8978.8 m s<sup>-1</sup>, which are remarkably higher than that of TNT (6881 m s<sup>-1</sup>). Among these compounds, **B3** has

Table 6 Predicted oxygen balance (OB), detonation velocities ( $D$ ) and detonation pressures ( $P$ ) for the title compounds

Comp.	OB <sup>a</sup> (%)	$D^b$ (m s <sup>-1</sup> )	$P^c$ (GPa)	Comp.	OB <sup>a</sup> (%)	$D^b$ (m s <sup>-1</sup> )	$P^c$ (GPa)
A1	-32.35	8022.1	24.72	G1	9.12	8548.1	31.55
A2	-20.93	8080.1	28.03	G2	14.23	8237.0	29.26
A3	-14.28	8747.7	35.77	G3	15.28	8430.4	31.44
B1	-7.34	8726.7	33.40	H1	-8.66	8632.1	32.51
B2	0	8811.9	37.77	H2	2.56	8665.1	35.95
B3	2.97	8978.8	40.00	H3	6.33	8900.1	40.03
C1	9.12	8607.8	32.20	I1	-9.19	8645.2	31.66
C2	14.23	8511.6	31.97	I2	0	8820.1	38.09
C3	15.28	8267.2	29.65	I3	3.55	8968.1	40.53
D1	-8.66	8449.7	30.60	J1	10.96	8555.9	30.99
D2	2.56	8492.8	35.27	J2	16.87	8070.1	27.39
D3	6.33	8751.9	38.21	J3	17.77	8341.4	30.34
E1	-32.35	8106.9	27.08	K1	10.96	8577.8	31.35
E2	-20.93	8286.3	29.65	K2	16.87	8106.5	27.75
E3	-14.28	8789.8	36.36	K3	17.77	8360.2	30.67
F1	-7.34	8714.5	33.15	L1	5.75	8552.8	31.12
F2	0	8777.8	37.03	L2	15.28	8388.7	22.15
F3	2.97	8976.6	40.02	L3	16.84	8245.7	29.92
RDX	-21.66	8748	34.9	HMX	-21.66	9320	39.6

<sup>a</sup> Oxygen balance (%) for  $C_aH_bF_cN_dO_e:1600 \times [e - 2a - (b-c)/2]/M_w$ .  $M_w$ : molecular weight of the title compounds. <sup>b</sup> Calculated detonation velocities. <sup>c</sup> Calculated detonation pressures.

the highest detonation velocity (8978.8 m s<sup>-1</sup>), which exceeds that of RDX (8748 m s<sup>-1</sup>). Despite having a higher calculated density (2.04 g cm<sup>-3</sup>), the  $D$  of **H3** (8900.1 m s<sup>-1</sup>) is not superior to that of **B3** (8798.8 m s<sup>-1</sup>), which may be explained by the lower HOF value of the former (*i.e.*, 57.78 kJ mol<sup>-1</sup> for **H3** and 103.96 kJ mol<sup>-1</sup> for **B3**). In terms of detonation pressures, the  $P$  values of the designed compounds are in the range of 22.15 (**L2**) to 40.53 GPa (**I3**). The highest  $P$  value (**I3**, 40.53 GPa) is much larger than those of RDX (34.9 GPa) and HMX (39.6 GPa). As the number of substituents increases in the **A** and **D** series, the  $D$  and  $P$  values of the 1,2,4-triazole derivatives increase. This observation indicates that substitution with -CF(NO<sub>2</sub>)<sub>2</sub> and -C(NF<sub>2</sub>)(NO<sub>2</sub>)<sub>2</sub> group is useful for increasing the densities and detonation properties of 1,2,4-triazole derivatives. For the **J** and **K** series, the detonation properties are different when the position of the substituent in the tetrazole ring is changed. Moreover, in the **L** series, some of the derivatives with two -CH(NO<sub>2</sub>)<sub>2</sub>, -CF(NO<sub>2</sub>)<sub>2</sub>, or -C(NF<sub>2</sub>)(NO<sub>2</sub>)<sub>2</sub> groups *via* simultaneous C- and N-linkages have lower energy levels than the corresponding derivatives with one -CH(NO<sub>2</sub>)<sub>2</sub>, -CF(NO<sub>2</sub>)<sub>2</sub>, or -C(NF<sub>2</sub>)(NO<sub>2</sub>)<sub>2</sub> group *via* a C- or N-linkage. This finding reveals that simultaneous C- and N-functionalization does not necessarily enhance detonation performance.

### Impact sensitivity

In addition to the energy properties (*e.g.*,  $\rho$ ,  $D$ , and  $P$ ), the sensitivity of high explosives is also an important subject of keen interest to researchers in the field of energetic materials. Impact sensitivity ( $h_{50}$ ) is often used to judge whether energetic compounds are sensitive or insensitive to external impact. Therefore, the impact sensitivities of the designed energetic compounds were also studied by using such a calculation

equation for  $h_{50}$  values and the structure sensitivity relationships were analyzed.

From Table 7, it can be seen that with the exception of **C1** and **C2**, the other compounds exhibit relatively acceptable impact sensitivities with  $h_{50}$  values ranging from 12.06 to 44.65 cm, which are comparable with that of RDX (26 cm) and HMX (32 cm). It is obvious that the compounds that contain more nitro groups show the higher impact sensitivities. Among them, **C1** and **C2** display very high impact sensitivity (the  $h_{50}$  value is 6.00 and 6.44 cm, respectively), mainly due to its completely nitrated structure and the absence of hydrogen bonding interactions in the molecule. In contrast, CF(NO<sub>2</sub>)<sub>2</sub>-

Table 7 Impact sensitivity ( $h_{50}$ ) of the title compounds

Comp.	$\sigma_+^2$	$\nu$	$h_{50}$ (cm)	Comp.	$\sigma_+^2$	$\nu$	$h_{50}$ (cm)
A1	276.07	0.11	22.08	G1	233.99	0.08	14.43
A2	339.84	0.08	23.89	G2	142.62	0.11	22.56
A3	363.67	0.08	32.50	G3	108.51	0.14	29.25
B1	199.87	0.18	38.98	H1	278.27	0.10	19.03
B2	158.47	0.20	44.65	H2	301.47	0.05	26.76
B3	143.21	0.20	44.57	H3	312.30	0.05	36.92
C1	241.53	0.09	6.00	I1	223.83	0.15	30.72
C2	193.99	0.09	6.44	I2	233.83	0.15	30.94
C3	165.16	0.11	22.66	I3	197.11	0.14	30.19
D1	456.90	0.05	16.85	J1	186.28	0.09	17.98
D2	336.92	0.05	17.90	J2	159.55	0.08	25.40
D3	199.02	0.08	15.18	J3	149.46	0.08	25.53
E1	265.87	0.12	24.16	K1	239.86	0.11	20.64
E2	169.22	0.14	28.76	K2	135.72	0.15	31.70
E3	163.19	0.13	27.64	K3	104.52	0.17	36.74
F1	377.97	0.09	16.37	L1	232.95	0.07	12.06
F2	217.45	0.14	27.82	L2	112.46	0.09	16.63
F3	170.75	0.16	34.31	L3	65.36	0.12	25.13

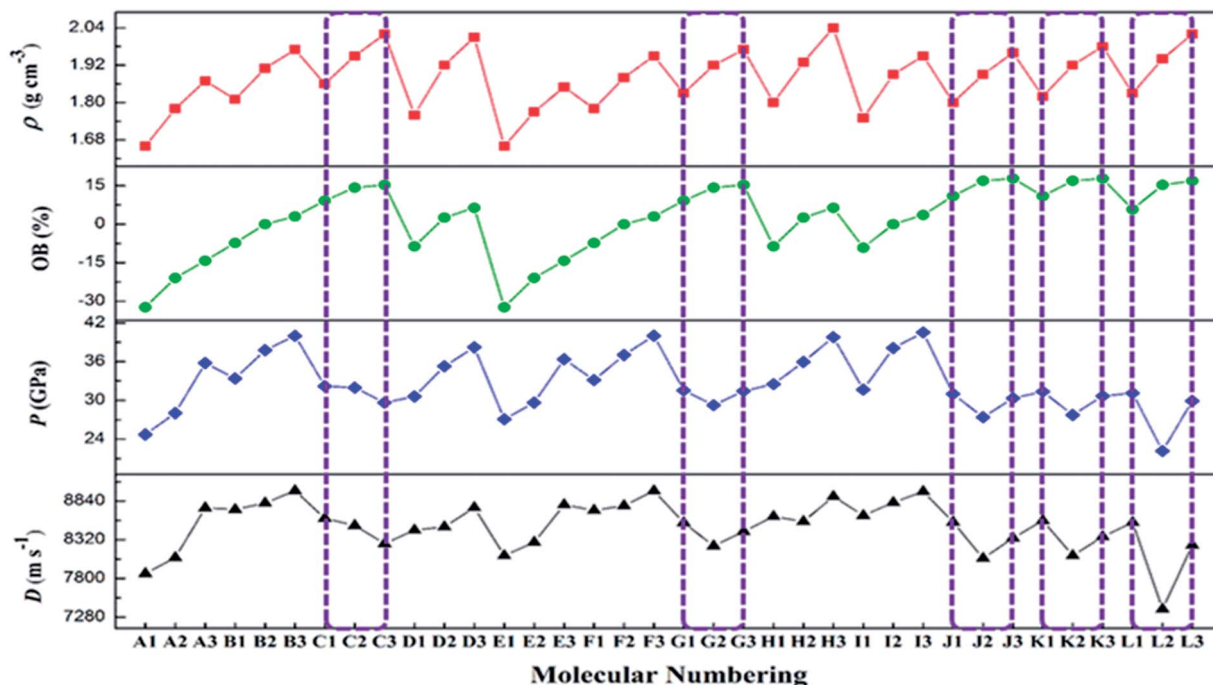


Fig. 3 Detonation properties, oxygen balance and densities for the compounds A1–L3.

Table 8 The comparison of calculated results and measured data of physicochemical properties of A2, B1 and K1

Comp.	$\rho^a$ (g cm <sup>-3</sup> )	$\rho^b$ (g cm <sup>-3</sup> )	$D^a$ (m s <sup>-1</sup> )	$D^b$ (m s <sup>-1</sup> )	$P^a$ (GPa)	$P^b$ (GPa)
A2	1.81	1.78	8363	8080.1	31.1	28.03
B1	1.85	1.81	9050	8726.7	37.0	33.40
K1	1.97	1.82	9220	8577.8	38.5	31.35

<sup>a</sup> The data were reported in the literature. <sup>b</sup> The data were calculated in this manuscript.

substituted **B2** show the lowest sensitivity to impact, that is, 44.65 cm for  $h_{50}$ . Clearly, replacement of a hydrogen atom with a -F or -NF<sub>2</sub> group leads to a slightly decrease in impact sensitivity than that observed for the corresponding CH(NO<sub>2</sub>)<sub>2</sub>-substituted compounds. Therefore, the impact sensitivities of the compounds decrease as a function of the substituent, according to C(NF<sub>2</sub>)(NO<sub>2</sub>)<sub>2</sub> > CF(NO<sub>2</sub>)<sub>2</sub> > CH(NO<sub>2</sub>)<sub>2</sub>.

### Potential HEDM candidates

As a function of the substituent, the OB and  $\rho$  of each series of compounds decreases according to C(NF<sub>2</sub>)(NO<sub>2</sub>)<sub>2</sub> > CF(NO<sub>2</sub>)<sub>2</sub> > CH(NO<sub>2</sub>)<sub>2</sub>. However, in terms of the detonation properties, the trends observed as a function of the substituent for some series of compounds were not satisfactory. As shown in Fig. 3, the values of  $D$  and  $P$  increase according to C(NF<sub>2</sub>)(NO<sub>2</sub>)<sub>2</sub> < CF(NO<sub>2</sub>)<sub>2</sub> < CH(NO<sub>2</sub>)<sub>2</sub> for series C, and CF(NO<sub>2</sub>)<sub>2</sub> < C(NF<sub>2</sub>)(NO<sub>2</sub>)<sub>2</sub> < CH(NO<sub>2</sub>)<sub>2</sub> for series G. As shown in Scheme 1, the compounds in series C and G have similar molecular structures and the same molecular weights. In these compounds, two nitro groups were introduced by C-functionalization, whereas one -CH(NO<sub>2</sub>)<sub>2</sub>, -CF(NO<sub>2</sub>)<sub>2</sub>, or -C(NF<sub>2</sub>)(NO<sub>2</sub>)<sub>2</sub> group was introduced by N-functionalization. Using this way of combination, the energy

level cannot be enhanced. These results are worth exploring in future studies. In contrast, for series J and K, the values of  $D$  and  $P$  first decrease sharply and then increase slightly, indicating that a synergistic effect between a nitro group and -CF(NO<sub>2</sub>)<sub>2</sub> or -C(NF<sub>2</sub>)(NO<sub>2</sub>)<sub>2</sub> cannot enhance the energy levels of molecules based on tetrazole. Therefore, this result is contrary to previous assumptions. Furthermore, the trend observed for series L indicates that the simultaneous introduction of two of the same substituent by C- and N-functionalization also cannot enhance detonation properties. This behavior may result from unbalanced molecular symmetry. According to the above results, these series of compounds are not recommended for synthesis in subsequent studies. It is well known that a good nitrogen-rich HEDM candidate should have not only excellent detonation properties but also good stability. On this basis, only **B3**, **F3**, **H3**, and **I3** are expected to have good detonation performance ( $D$  and  $P$ ), higher stability (BDE) and lower sensitivity ( $h_{50}$ ) similar to those of RDX and HMX. Therefore, **B3**, **F3**, **H3**, and **I3** may be considered as potential HEDM candidates with improved stability and performance. In addition, compounds **A2**,<sup>63</sup> **B1**,<sup>18</sup> and **K1**<sup>18</sup> have been successfully synthesized. The calculated value (density, detonation velocity and detonation pressure) is

slightly lower than the experimental value, but within acceptable limits (Table 8). However, the syntheses of other energetic compounds examined in this study have not yet been reported. Thus, further investigations are still needed.

## Conclusion

In summary, we systematically investigated the molecular structures, electronic structures, gas-phase and solid-phase HOFs, energetic properties, and thermal stabilities of three series of  $\text{CH}(\text{NO}_2)_2$ ,  $\text{CF}(\text{NO}_2)_2$ , and  $\text{C}(\text{NF}_2)(\text{NO}_2)_2$ -substituted triazole and tetrazole derivatives. As a function of the substituent, the densities of each series of 1,2,4-triazole, 1,2,3-triazole, and tetrazole-based compounds decreased according to  $-\text{C}(\text{NF}_2)(\text{NO}_2)_2 > -\text{CF}(\text{NO}_2)_2 > -\text{CH}(\text{NO}_2)_2$ . This trend indicates that the introduction of highly dense  $-\text{F}$  or  $-\text{NF}_2$  groups is a very effective method for increasing the densities of energetic molecules. The introduction of  $-\text{CF}(\text{NO}_2)_2$  groups in these materials was both advantageous, as the densities were increased, and disadvantageous, as highly positive HOFs were not obtained. In addition, substitution with a  $-\text{CF}(\text{NO}_2)_2$  group was very useful for increasing the thermal stability of 1,2,4-triazole, 1,2,3-triazole, and tetrazole derivatives. In terms of detonation properties, **B3**, **F3**, **H3**, and **I3** displayed excellent integrated performance, with higher  $\rho$  ( $\geq 1.95 \text{ g cm}^{-3}$ ),  $\text{OB}$  ( $\geq 2.97\%$ ),  $D$  ( $> 8900 \text{ m s}^{-1}$ ), and  $P$  values ( $> 40.0 \text{ GPa}$ ) than RDX. Thus, these compounds are promising HEDM candidates. In addition, our design strategy, involving the use of C- or N-functionalization to construct nitrogen-rich molecular skeletons with highly dense substituents and highly positive HOFs, is a valuable approach for developing novel HEDMs with excellent performance and stability.

## Conflicts of interest

There are no conflicts to declare.

## Acknowledgements

The authors acknowledge financial support from the National Natural Science Foundation of China (Grant No. 21576026).

## Notes and references

- 1 H. Gao and J. M. Shreeve, *Chem. Rev.*, 2011, **111**, 7377–7436.
- 2 R. P. Singh, R. D. Verma, D. T. Meshri and J. M. Shreeve, *Angew. Chem., Int. Ed.*, 2006, **45**, 3584–3601.
- 3 D. Fischer, T. M. Klapötke and J. Stierstorfer, *Angew. Chem., Int. Ed.*, 2014, **53**, 8172–8175.
- 4 Y. Tang, J. Zhang, L. A. Mitchell, D. A. Parrish and J. M. Shreeve, *J. Am. Chem. Soc.*, 2015, **137**, 15984–15987.
- 5 J. P. Agrawal, *Prog. Energy Combust. Sci.*, 1998, **24**, 1–30.
- 6 C. Qi, S. Li, Y. Li, Y. Wang, X. Zhao and S. Pang, *Chem. - Eur. J.*, 2012, **18**, 16562–16570.
- 7 A. A. Dippold and T. M. Klapötke, *J. Am. Chem. Soc.*, 2013, **135**, 9931–9938.
- 8 D. E. Chavez, S. K. Hanson, J. M. Veauthier and D. A. Parrish, *Angew. Chem., Int. Ed.*, 2013, **52**, 6876–6879.
- 9 J. Zhang and J. M. Shreeve, *J. Am. Chem. Soc.*, 2014, **136**, 4437–4445.
- 10 Q. Liu, B. Jin, R. Peng, Z. Guo, J. Zhao, Q. Zhang and Y. Shang, *J. Mater. Chem. A*, 2016, **4**, 4971–4981.
- 11 D. E. Chavez, D. A. Parrish and L. Mitchell, *Angew. Chem., Int. Ed.*, 2016, **55**, 8666–8669.
- 12 D. E. Chavez, J. C. Bottaro, M. Petrie and D. A. Parrish, *Angew. Chem., Int. Ed.*, 2015, **54**, 12973–12975.
- 13 L. Liu, Y. Zhang, Z. Li and S. Zhang, *J. Mater. Chem. A*, 2015, **3**, 14768–14778.
- 14 N. Fischer, D. Izsák, T. M. Klapötke, S. Rappenglück and J. Stierstorfer, *Chem. - Eur. J.*, 2012, **18**, 4051–4062.
- 15 P. He, L. Wu, J. Wu, Q. Wang, Z. Li, M. Gozin and J. Zhang, *Chem. - Eur. J.*, 2017, **23**, 11159–11168.
- 16 D. R. Miller, D. C. Swenson and E. G. Gillan, *J. Am. Chem. Soc.*, 2004, **126**, 5372–5373.
- 17 P. Yin, J. Zhang, D. A. Parrish and J. M. Shreeve, *J. Mater. Chem. A*, 2015, **3**, 8606–8612.
- 18 X. Zhao, S. Li, Y. Wang, Y. C. Li, F. Zhao and S. Pang, *J. Mater. Chem. A*, 2016, **4**, 5495–5504.
- 19 Y. Tang, H. Gao, G. H. Imler, D. A. Parrish and J. M. Shreeve, *RSC Adv.*, 2016, **6**, 91477–91482.
- 20 K. O. Christe, W. W. Wilson, G. Bélanger-Chabot, R. Haiges, J. A. Boatz, M. Rahm, G. K. S. Prakash, T. Saal and M. Hopfinger, *Angew. Chem., Int. Ed.*, 2015, **54**, 1316–1320.
- 21 S. Huang, J. Tian, X. Qi, K. Wang and Q. Zhang, *Chem. - Eur. J.*, 2017, **23**, 12787–12794.
- 22 M. A. Kettner, K. Karaghiosoff, T. M. Klapötke, M. Sućeska and S. Wunder, *Chem. - Eur. J.*, 2014, **20**, 7622–7631.
- 23 M. A. Kettner, T. M. Klapötke, T. G. Witkowski and F. von Hundling, *Chem. - Eur. J.*, 2015, **21**, 4238–4241.
- 24 L. Zhai, B. Wang, K. Xu, H. Huo, N. Liu, Y. Li, H. Li, P. Lian and X. Fan, *J. Energ. Mater.*, 2016, **34**, 92–102.
- 25 H. Li, F. Zhao, B. Wang, L. Zhai, W. Lai and N. Liu, *RSC Adv.*, 2015, **5**, 21422–21429.
- 26 A. S. Batsanov, Y. T. Struchkov, A. A. Gakh and A. A. Fainzil'berg, *Russ. Chem. Bull.*, 1994, **43**, 588–590.
- 27 I. L. Dalinger, A. K. Shakhnes, K. A. Monogarov, K. Y. Suponitsky and A. B. Sheremetev, *Mendeleev Commun.*, 2015, **25**, 429–431.
- 28 R. Haiges and K. O. Christe, *Dalton Trans.*, 2015, **44**, 10166–10176.
- 29 B. S. Fedorov, N. I. Golovina, S. P. Smirnov, I. S. Abdrakhmanov, A. I. Firkin and L. O. Atovmian, *Chem. Heterocycl. Compd.*, 2002, **38**, 385–389.
- 30 A. B. Sheremetev, D. E. Dmitriev and S. M. Konkina, *Russ. Chem. Bull.*, 2004, **53**, 1130–1132.
- 31 Q. Ma, Z. Lu, L. Liao, J. Huang, D. Liu, J. Li and G. Fan, *RSC Adv.*, 2017, **7**, 38844–38852.
- 32 T. M. Klapötke, B. Krumm and R. Moll, *Chem. - Eur. J.*, 2013, **19**, 12113–12123.
- 33 M. Lustig and G. H. Cady, *Inorg. Chem.*, 1963, **2**, 388–390.
- 34 A. V. Fokin, Y. N. Studnev, A. I. Rapkin and L. D. Kuznetsova, *Russ. Chem. Bull.*, 1996, **45**, 2547–2550.
- 35 Y. Pan and W. Zhu, *J. Phys. Chem. A*, 2017, **121**, 9163–9171.

- 36 G. Wang, X. Gong, Y. Liu, H. Du, X. Xu and H. Xiao, *J. Hazard. Mater.*, 2010, **177**, 703–710.
- 37 W. Zhu, T. Wei, W. Zhu and H. Xiao, *J. Phys. Chem. A*, 2008, **112**, 4688–4693.
- 38 G. Wang, X. Gong, Y. Liu and H. Xiao, *Int. J. Quantum Chem.*, 2010, **110**, 1691–1701.
- 39 M. J. Frisch, G. W. Trucks, H. B. Schlegel, G. E. Scuseria, M. A. Robb, J. R. Cheeseman, G. Scalmani, V. Barone, B. Mennucci, G. A. Petersson and et al., *Gaussian 09, Revision A.1*, Gaussian, Inc., Wallingford, CT, 2009.
- 40 X. Fan and X. Ju, *J. Comput. Chem.*, 2008, **29**, 505–513.
- 41 Q. Zhang, J. Zhang, X. Qi and J. M. Shreeve, *J. Phys. Chem. A*, 2014, **118**, 10857–10865.
- 42 Y. Pan, J. Li, B. Cheng, W. Zhu and H. Xiao, *Comput. Theor. Chem.*, 2012, **992**, 110–119.
- 43 V. D. Ghule, P. M. Jadhav, R. S. Patil, S. Radhakrishnan and T. Soman, *J. Phys. Chem. A*, 2010, **114**, 498–503.
- 44 Q. Wu, W. Zhu and H. Xiao, *J. Chem. Eng. Data*, 2013, **58**, 2748–2762.
- 45 T. Wei, W. Zhu, X. Zhang, Y. Li and H. Xiao, *J. Phys. Chem. A*, 2009, **113**, 9404–9412.
- 46 P. C. Redfern, J. P. Blaudeau and L. A. Curtiss, *J. Phys. Chem. A*, 1997, **101**, 8701–8705.
- 47 P. Politzer and J. S. Murray, *Cent. Eur. J. Energ. Mater.*, 2011, **8**, 209–220.
- 48 P. W. Atkins, *J. Phys. Chem.*, Oxford University Press, Oxford, U.K., 1982.
- 49 P. Politzer, P. Lane and J. S. Murray, *Cent. Eur. J. Energ. Mater.*, 2011, **8**, 39–52.
- 50 E. F. C. Byrd and B. M. Rice, *J. Phys. Chem. A*, 2006, **110**, 1005–1013.
- 51 M. Jaidann, S. Roy, H. Abou-Rachid and L. S. Lussier, *J. Hazard. Mater.*, 2010, **176**, 165–173.
- 52 F. Wang, H. Du, J. Zhang and X. Gong, *J. Phys. Chem. A*, 2011, **115**, 11852–11860.
- 53 T. Lu and F. Chen, *J. Comput. Chem.*, 2012, **33**, 580–592.
- 54 P. Politzer, J. Martinez, J. S. Murray, M. C. Concha and A. Toro-Labbé, *Mol. Phys.*, 2009, **107**, 2095–2101.
- 55 B. M. Rice and E. F. C. Byrd, *J. Comput. Chem.*, 2013, **34**, 2146–2151.
- 56 S. J. Blanksby and G. B. Ellison, *Acc. Chem. Res.*, 2003, **36**, 255–263.
- 57 M. Pospíšil, P. Vávra, M. C. Concha, J. S. Murray and P. Politzer, *J. Mol. Model.*, 2010, **16**, 895–901.
- 58 M. Sucčeska, *EXPLO5, version 6.01*, Brodarski Institute, Zagreb, Croatia, 2013.
- 59 B. M. Rice and J. J. Hare, *J. Phys. Chem. A*, 2002, **106**, 1770–1783.
- 60 T. Lu and S. Manzetti, *Struct. Chem.*, 2014, **25**, 1521–1533.
- 61 T. Wei, W. Zhu, J. Zhang and H. Xiao, *J. Hazard. Mater.*, 2010, **179**, 581–590.
- 62 T. Fei, H. Cai, Y. Zhang, L. Liu and S. Zhang, *J. Energ. Mater.*, 2016, **34**, 138–151.
- 63 Y. Li, Y. Shu, S. Zhang, B. Wang, L. Zhai and H. Huo, *Chin. J. Energ. Mater.*, 2017, **25**, 612–616.
- 64 T. M. Klapötke, B. Krumm, R. Moll, S. F. Rest, W. Schnick and M. Seibald, *J. Fluorine Chem.*, 2013, **156**, 253–261.