



Testing the Bidirectional Associations of Mobile Phone Addiction Behaviors With Mental Distress, Sleep Disturbances, and Sleep Patterns: A One-Year Prospective Study Among Chinese College Students

Yinzhi Kang^{1,2}, Shuai Liu^{1,2}, Lulu Yang^{1,2}, Bixia Xu³, Lianhong Lin^{1,2}, Likai Xie^{1,2}, Wanling Zhang^{1,2}, Jihui Zhang⁴ and Bin Zhang^{1,2*}

OPEN ACCESS

Edited by:

Marc N. Potenza,
Yale University, United States

Reviewed by:

Amir H. Pakpour,
Qazvin University of Medical Sciences,
Iran
Chung-Ying Lin,
Hong Kong Polytechnic University,
Hong Kong

*Correspondence:

Bin Zhang
zhang73bin@hotmail.com

Specialty section:

This article was submitted to
Addictive Disorders,
a section of the journal
Frontiers in Psychiatry

Received: 18 February 2020

Accepted: 18 June 2020

Published: 17 July 2020

Citation:

Kang Y, Liu S, Yang L, Xu B, Lin L,
Xie L, Zhang W, Zhang J and Zhang B
(2020) Testing the Bidirectional
Associations of Mobile Phone
Addiction Behaviors With Mental
Distress, Sleep Disturbances, and
Sleep Patterns: A One-Year
Prospective Study Among Chinese
College Students.
Front. Psychiatry 11:634.
doi: 10.3389/fpsy.2020.00634

¹ Department of Psychiatry, Nanfang Hospital, Southern Medical University, Guangzhou, China, ² Guangdong-Hong Kong-Macao Greater Bay Area Center for Brain Science and Brain-Inspired Intelligence, Guangzhou, China, ³ Department of Internal Medicine, Zhaoqing Medical College, Zhaoqing, China, ⁴ Department of Psychiatry, Faculty of Medicine, Chinese University of Hong Kong, Hong Kong, Hong Kong

Background: Mobile phone addiction behaviors (MPAB) are extensively associated with several mental and sleep problems. Only a limited number of bidirectional longitudinal papers have focused on this field. This study aimed to examine the bidirectional associations of MPAB with mental distress, sleep disturbances, and sleep patterns.

Methods: A total of 940 and 902 (response rate: 95.9%) students participated at baseline and one-year follow-up, respectively. Self-reported severity of mobile phone addiction was measured using Mobile Phone Involvement Questionnaire (MPIQ). Mental distress was evaluated by using Beck Depression Inventory (BDI) and Zung Self-Rating Anxiety Scale (SAS). Sleep disturbances were assessed by using Insomnia Severity Index (ISI), Pittsburgh Sleep Quality Index (PSQI), and Epworth Sleepiness Scale (ESS). Sleep patterns were evaluated by using reduced Morningness-Eveningness Questionnaire (rMEQ), weekday sleep duration, and weekend sleep duration.

Results: Cross-lagged analyses revealed a higher total score of BDI, SAS, and ISI predicted a greater likelihood of subsequent MPAB, but not vice versa. We found the bidirectional longitudinal relationships between MPAB and the total score of PSQI and ESS. Besides, a higher score of MPIQ at baseline predicts a subsequent lower total score of rMEQ and shorter weekday sleep duration.

Conclusions: The current study expands our understanding of causal relationships of MPAB with mental distress, sleep disturbances, and sleep patterns.

Keywords: Chinese college students, mobile phone addiction behaviors, mental distress, sleep disturbance, sleep patterns

INTRODUCTION

Mobile phone has become an indispensable tool in people's daily lives (1). However, uncontrolled or excessive use of mobile phones has arisen and is extensively associated with several physical and psychological disturbances (2). Mobile phone addiction (MPA) as a new concept aroused a wide range of interests (3–7).

MPA, a subset of technological addictions, which is defined as a behavioral addiction that involves human-machine interaction and is non-chemical (8). It was also named problematic mobile phone use, mobile phone dependence and smartphone addiction, but all highlight compulsive use, craving, tolerance, withdrawal, and functional impairment as key characteristics (8, 9). Further, MPA is considered as a generalized Internet addiction. In the 44th China Statistical Report on Internet Development, the percentage of Internet users using mobile phones reached 99.3% (10). Mobile phone has been irreplaceable devices for people with Internet addiction due to various use of Internet-based applications, such as mobile phone social media app, gambling, and gaming (11). In addition, some studies have found that adolescents with Internet addiction have high rates of MPA (12). Meanwhile, the portability and accessibility of mobile phones bring it with different characteristic, which can be distinguished from internet addiction (13).

MPA has shown that problematic mobile phone use has moderate and positive associations with depression severity and small to moderate associations with anxiety (4). Accredited theoretical frameworks for explaining the longitudinal relationship conceptualized mental distress driving MPA, rather than the other way around (4, 14). Especially, I-PACE model proposes that psychopathological features (e.g., depression, anxiety) and other variables (e.g., personality traits, dysfunctional personality traits) could be considered as factors representing predispositions of excessive internet use (such as MPA) (14). A mass of cross-sectional researches were conducted based on above theoretical framework. At present, only two studies have used prospective designs to explore the changes in MPA and the psychiatric symptoms over time, and one of them pointed out the reciprocal relationship between MPA and depressive symptom (15, 16). The exploration in the field still has limitations restricted by a relatively small sample size and a single aspect of mental distress concerned. More studies are needed to illuminate the cause and effect between them.

Furthermore, sleep disturbances are common problems in modern society. Most literature regarding mobile phone use and sleep problems focused on frequency, duration and specific time (e.g., bedtime, after light out) of use (17–21). It is reported that mobile device use was associated with at least one sleep outcome, such as insomnia, excessive daytime sleepiness, poor sleep quality, short sleep duration, and eveningness-chronotype. In addition, Liu (22) pointed out the vicious circle between

excessive mobile phone use and sleep and/or mental health problems (22). However, only a limited number of literature have examined the potential effects between MPA severity and sleep problems, and all of them are cross-sectional studies, which are also confined to sample size or selection of statistical methods (7, 23–25).

In this study, we hypothesized that there are bidirectional relationships of MPAB with mental and sleep problems. Thus, the study among Chinese young adults was conducted and correlated variables were investigated in detail, such as mental distress, sleep disturbances, and sleep patterns. The aim was to further test the potential reciprocal associations of MPAB with them, respectively.

METHODS

Participants

This is a one-year prospective study. We recruited 1050 freshmen aged 19 – 21 years from a medical college in Zhaoqing City, Guangdong, China in June of 2017 at baseline. The questionnaires were open-accessible for them through the internet platform of the college (<https://www.welearning.net.cn/>). The participants were requested to finish the task in their spare time. Nine hundred forty-four (89.5%) students had a valid response at baseline. At follow-up, 902 out of 940 (95.9%) responded with valid data in June of 2018. Informed consent has been obtained from every participant prior to two questionnaire surveys. This study has been approved by the institutional research ethics committee.

Measures

Socio-Demographics and Living Habits

The variables examined in the socio-demographic section included gender and age of the participants, whether they are only child or not, their parents' education level (bachelor degree or higher), whether their parents are migrant workers or not, and their family income (< 5,000 yuan/month or ≥ 5,000 yuan/month). The lifestyle factors included: Body-Mass Index (BMI, ≥25 kg/m² or <25 kg/m²), habitual napping, habitual snoring, boarding in school, daily duration of TV or internet (> 3 h/day or ≤ 3 h/day), tobacco smoking, alcohol drinking, chronic medical conditions, perceived study pressure (high or low), perceived interest in study (high or low).

Mobile Phone Involvement Questionnaire (MPIQ)

The questionnaire is a self-rating scale including 8 items on mobile phone involvement, based on Brown's behavioral addiction components and then developed by Walsh et al. (26, 27). The questionnaire was designed to measure the qualitative descriptions of mobile phone addiction behaviors, such as withdrawal, cognitive and behavioral salience, euphoria, loss of control, relapse and reinstatement. Responses ranged from 1 (strongly disagree) to 7 (strongly agree). Items were summed up and the higher score is construed as the stronger dependency on mobile phone.

Abbreviations: MPAB, Mobile phone addiction behaviors; BMI, body-mass index; MPIQ, Mobile Phone Involvement Questionnaire; BDI, Beck Depression Inventory; SAS, Zung Self-Rating Anxiety Scale; ISI, Insomnia Severity Index; PSQI, Pittsburgh Sleep Quality Index; ESS, Epworth Sleepiness Scale; rMEQ, reduced Morningness-Eveningness Questionnaire; SD, standard deviation; SE, standard error.

Beck Depression Inventory (BDI)

The inventory is comprised of 21 items that evaluated the severity of depression symptoms in the past week. Each item provides four points. The degree of depression is indicated by the total score, ranging from 0 to 63. Higher total scores indicate greater depression (28). BDI has been translated and well-validated in Chinese sample, the Cronbach's alpha was 0.89 (29).

Zung Self-Rating Anxiety Scale (SAS)

The scale, originally developed in 1971, measures one's experiencing anxiety symptoms in the past week (30). It consists of 20 self-rated questions, with each item rated on a 4-point scale (1 = never or a little of the time, 4 = most of the time). The total score was acquired by multiplying the raw score by 1.25. The validity of Chinese version was satisfactory (Cronbach's $\alpha = 0.78$) (31).

Insomnia Severity Index (ISI)

The index contains 7 items evaluating the insomnia subtype and daytime dysfunction due to sleep difficulties over the past two weeks. Responses were made on a 5-point Likert scale (0 = not at all, 4 = very severe), ranging from 0 to 28 (32, 33). Chung KF et al. reported the Chinese version of ISI with acceptable internal reliability (Cronbach's $\alpha = 0.83$) (34).

Pittsburgh Sleep Quality Index (PSQI)

The index is composed of 19 individual items which assesses sleep quality and disturbances over the past 1 month. The 19 items are divided into seven components, including subjective sleep quality, sleep latency, sleep duration, habitual sleep efficiency, sleep disturbances, use of sleeping medication, and daytime dysfunction. Each item is rated by a 0-3 scale, and the seven component scores are summed to a total score, ranging from 0 to 21 (35). The reliability of the Chinese version is satisfactory (Cronbach's $\alpha = 0.81$) (36).

Epworth Sleepiness Scale (ESS)

The scale is used to assess subjective daytime sleepiness, including 8 items with a 4-point Likert scale (e.g., 0 = no chance of dozing, 3 = high chance of dozing). The total scores range from 0 to 24. The internal consistency of the Chinese version of ESS was accepted (Cronbach's $\alpha = 0.81$) (37, 38).

Reduced Morningness-Eveningness Questionnaire (rMEQ)

The questionnaire includes five items evaluating morningness-eveningness, rated on a 5-point-Likert scale. Each item was summed up to generate a total score between 4 and 25. The higher score indicated the stronger morning preference. The rMEQ has been validated in ethnic Chinese population, with good psychometric properties (39, 40). The Chinese version of rMEQ has satisfactory psychometric properties (41).

Sleep Duration

The participants were asked to indicate the bedtimes and rise times on both weekdays and weekends in the past year. The number of minutes was translated into centesimal system, and added to the number of hours to obtain a metric variable.

Statistical Procedures

Descriptive characteristics at baseline between the responders and non-responders were investigated (**Table 1**). Categorical variables were reported as frequency (percentages) and continuous variables were reported as means (standard deviations).

A linear regression analysis was performed to identify the association of MPAB (the total score of MPIQ) with mental distress (the total score of BDI and SAS), sleep disturbances (the total score of ISI, PSQI, and ESS), and sleep patterns (the total score of rMEQ, weekday sleep duration, and weekend sleep duration) at baseline. Separate eight models were built respectively for the above variables. Independent variables were the total score of MPIQ. Age and gender were controlled by enter method (**Table 2**).

The analysis of Pearson rank correlation matrix was conducted to show the correlation between MPAB at baseline and other main variables studied at baseline and follow-up (**Tables S1** and **S2**). All statistical analyses were conducted with the SPSS statistical software (IBM SPSS Statistics, Chicago, IL).

In addition, structural equation modeling was performed to determine the longitudinal associations (the lagged effects) of MPAB with mental distress, sleep disturbances and sleep patterns. Wald tests were performed to identify the significance of statistical differences between the lagged coefficients for each model. Goodness-of-fit tests were assessed by the following fit indices in a single linear regression: Chi-square, χ^2/df , Goodness-of-fit index (GFI), adjusted goodness-of-fit index (AGFI), comparative fit index (CFI), and the root mean square error of approximation (RMSEA). The maximum likelihood method was used as model estimator. Models were adjusted for age and sex. The cross-lagged models were conducted by AMOS 22.0 (IBM SPSS Statistics, Chicago, IL). Statistical significance was set at $p < 0.05$ (2-tailed).

RESULTS

Characteristics between responders and non-responders of the study sample are presented in **Table 1**. There were 902 (95.9%) participants responding at baseline. Those responders had a lower rate of singleton than the non-responders at baseline. No significant difference was found in other socio-demographics, lifestyle practices and health conditions between responders and non-responders.

Table 2 presents the cross-sectional associations of MPAB with mental distress, sleep disturbances and sleep patterns at baseline. MPAB at baseline was significantly positively associated with the outcomes of BDI, SAS, PSQI, ISI and ESS (range, β 0.04–0.31), whereas the total score of rMEQ was significantly negatively associated with MPAB at baseline (adjusted $\beta = -0.01$). However, there is no significant relationship between MPAB and sleep duration. After adjustment, these associations at baseline remained statistically significant (range, adjusted β 0.04–0.31), including for the outcome of rMEQ (adjusted $\beta = -0.02$).

Figure 1 shows the results of cross-lagged models between MPAB and mental distress. The two models showed an

TABLE 1 | Descriptive characteristics at baseline between responders and non-responders at follow-up.

	Total sample(n = 940) Mean (SD) or N (%)	Responders(N = 902) Mean (SD) or N (%)	Non-responders(N = 38) Mean (SD) or N (%)	p value
Socio-demographics				
Age, years ^a	19.1 (0.9)	19.1 (0.9)	19.0 (0.9)	0.61
Gender, female ^b	594 (63.2)	573 (63.5)	21 (55.3)	0.30
Single child ^c	112 (11.9)	102 (11.3)	10 (26.3)	0.01
Parental education level (Bachelor's degree or above) ^c	89 (9.5)	85 (9.4)	4 (10.5)	0.78
Maternal education level (Bachelor's degree or above) ^c	54 (5.7)	50 (5.5)	4 (10.5)	0.35
Paternal migrant workers ^b	469 (49.9)	452 (50.1)	17 (44.7)	0.52
Maternal migrant workers ^b	362 (38.5)	346 (38.4)	16 (42.1)	0.64
Family income (< 5000yuan/month) ^b	371 (39.5)	358 (39.7)	13 (34.2)	0.50
Lifestyle practices and health conditions				
BMI ($\geq 25\text{kg/m}^2$) ^c	62 (6.6)	59 (6.5)	3 (7.9)	0.73
Habitual napping ^d	894 (95.1)	858 (95.1)	36 (94.7)	0.71
Habitual snoring ^b	143 (15.2)	137 (15.2)	6 (15.8)	0.92
Boarding in school ^c	928 (98.7)	890 (98.7)	38 (100)	1.00
TV/Internet (≥ 3 h/day) ^b	348 (37.0)	333 (36.0)	15 (39.5)	0.75
Tobacco smoking ^d	16 (1.7)	15 (1.7)	1 (2.6)	0.49
Alcohol drinking ^b	443 (47.1)	423 (46.9)	20 (52.6)	0.49
Chronic medical conditions ^d	22 (2.3)	20 (2.2)	2 (5.3)	0.22
Low study pressure	315 (33.5)	300 (33.3)	15 (39.5)	0.43
Low perceived study pressure ^b				
High interest in study	256 (27.2)	243 (26.9)	13 (34.2)	0.32
High perceived interest in study ^b				

Values are percentages for categorical variables, means for continuous variables and p value. BMI, Body-Mass Index; SD, standard deviation.

^ap-value calculated using the independent-samples t-test; ^bp-value calculated using the Chi-square test; ^cp-value calculated using the continuity correction test; ^dp-value calculated using the fisher's exact test.

acceptable fit (BDI: $\chi^2 = 29.23$, $\chi^2/\text{df} = 5.85$, $P < 0.001$; GFI = 0.99, AGFI = 0.95, CFI = 0.97, RMSEA = 0.07; SAS: $\chi^2 = 30.29$, $\chi^2/\text{df} = 6.06$, $P < 0.001$; GFI = 0.99, AGFI = 0.95, CFI = 0.96, RMSEA = 0.07). Results indicated that, a higher total score of BDI and SAS predicted a greater likelihood of subsequent MPAB, but not vice versa.

Figure 2 indicates the results of cross-lagged models between MPAB and sleep disturbances. Fit indexes for each model were

TABLE 2 | Cross-sectional associations of MPAB with mental distress, sleep disturbances, and sleep patterns at baseline.

		MPAB at baseline	
		Crude $\beta \pm \text{SE}$	Adjusted ^a $\beta \pm \text{SE}$
Mental distress	BDI score	0.31 \pm 0.03 ***	0.31 \pm 0.03 ***
	SAS score	0.26 \pm 0.02 ***	0.25 \pm 0.02 ***
Sleep disturbances	PSQI score	0.04 \pm 0.01 ***	0.04 \pm 0.01 ***
	ISI score	0.11 \pm 0.01 ***	0.11 \pm 0.01 ***
Sleep patterns	ESS score	0.09 \pm 0.01 ***	0.08 \pm 0.01 ***
	rMEQ score	-0.01 \pm 0.01 **	-0.02 \pm 0.01 **
	weekday sleep duration	-0.014 \pm 0.005 **	-0.015 \pm 0.006 **
	weekend sleep duration	-0.002 \pm 0.003	-0.001 \pm 0.031
	weekend sleep duration	0.005 \pm 0.004	0.004 \pm 0.043

Values are linear regression coefficients.

^aAnalyses were adjusted for age and gender at baseline (enter method) at baseline. ** $P < 0.01$; *** $P < 0.001$. $N = 940$.

MPAB, Mobile Phone Addictive Behaviors; BDI, Beck Depression Inventory; SAS, Zung Self-Rating Anxiety Scale; PSQI, Pittsburgh Sleep Quality Index; ISI, Insomnia Severity Index; ESS, Epworth Sleepiness Scale; rMEQ, reduced Morningness-Eveningness Questionnaire; SE, standard error.

acceptable (ISI: $\chi^2 = 29.50$, $\chi^2/\text{df} = 5.90$, $P < 0.001$; GFI = 0.99, AGFI = 0.95, CFI = 0.96, RMSEA = 0.07; PSQI: $\chi^2 = 28.97$, $\chi^2/\text{df} = 5.71$, $P < 0.001$; GFI = 0.99, AGFI = 0.95, CFI = 0.96, RMSEA = 0.07; ESS: $\chi^2 = 27.09$, $\chi^2/\text{df} = 5.42$, $P < 0.001$; GFI = 0.99, AGFI = 0.96, CFI = 0.97, RMSEA = 0.07). We found that a higher total score of ISI at baseline predicted higher total score of MPIQ at follow-up, but no associations in the opposite direction. It also delineated the bidirectional longitudinal relationships between MPAB and the total score of PSQI and ESS.

Figure 3 presents cross-lagged models between MPAB and sleep patterns. The results showed an acceptable fit (rMEQ: $\chi^2 = 32.36$, $\chi^2/\text{df} = 6.47$, $P < 0.001$; GFI = 0.99, AGFI = 0.95, CFI = 0.92, RMSEA = 0.08; weekday sleep duration: $\chi^2 = 26.70$, $\chi^2/\text{df} = 5.34$, $P < 0.001$; GFI = 0.99, AGFI = 0.96, CFI = 0.94, RMSEA = 0.07; weekend sleep duration: $\chi^2 = 28.68$, $\chi^2/\text{df} = 5.74$, GFI = 0.99, AGFI = 0.96, CFI = 0.93, RMSEA = 0.07). It was shown that a higher score of MPIQ at baseline predicted a subsequent lower total score of rMEQ and shorter weekday sleep duration. Nonetheless, no relationship between MPAB and weekend sleep duration across time was significant in either direction.

Tables S1 and **S2** delineate the cross-sectional and long-term Spearman correlation coefficients of MPAB at baseline with mental distress, sleep disturbances and sleep patterns. At the both stages, significant and positive correlations were found between MPAB and all the outcomes of mental distress and sleep disturbances (range, r 0.13–0.37), while the severity of MPAB showed a negative correlation with the total score of rMEQ (baseline: $r = -0.09$; follow-up: $r = -0.12$). In addition, there is a significant correlation between MPAB and weekday sleep duration at follow-up ($r = -0.11$).

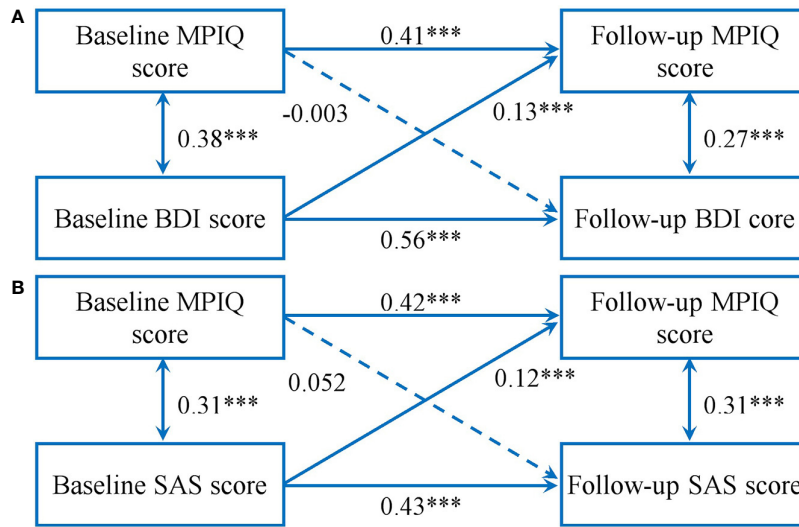


FIGURE 1 | Cross-lagged models of MPA with BDI score (A) and SAS score (B). Models were adjusted for age and sex. Standardized β coefficients are stated in longitudinal associations at baseline and follow-up. *** $P < 0.001$. Solid lines present statistically significant associations and dashed lines present nonsignificant associations. MPAB, Mobile Phone Addictive Behaviors; BDI, Beck Depression Inventory; SAS, Zung Self-Rating Anxiety Scale.

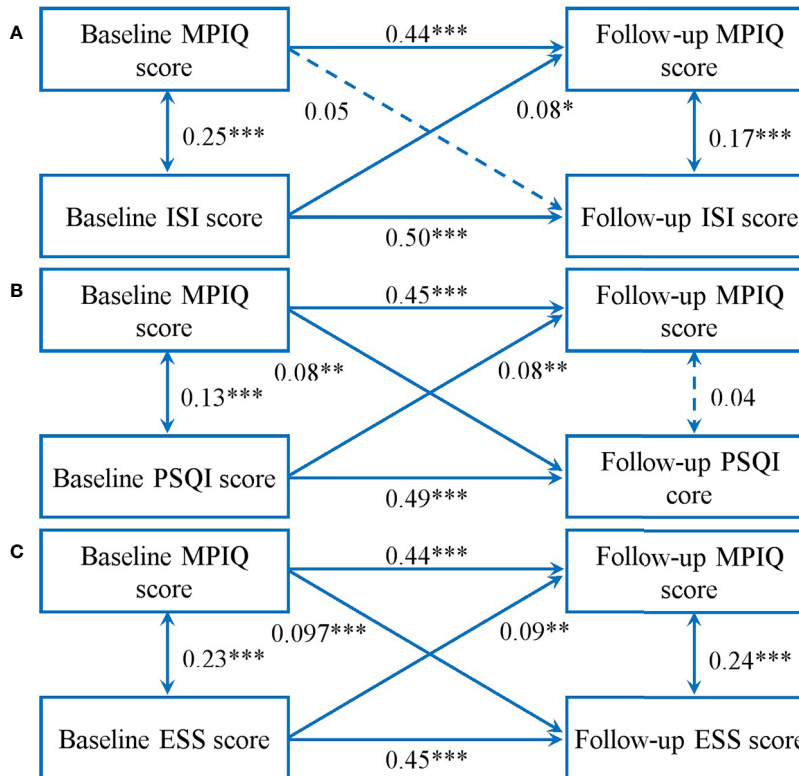


FIGURE 2 | Cross-lagged models of MPA with ISI score (A), PSQI score (B), and ESS score (C). Models were adjusted for age and sex. Standardized β coefficients are stated in longitudinal associations at baseline and follow up. * $P < 0.05$; ** $P < 0.01$; *** $P < 0.001$. Solid lines present statistically significant associations and dashed lines present nonsignificant associations. MPAB, Mobile Phone Addictive Behaviors; PSQI, Pittsburgh Sleep Quality Index; ISI, Insomnia Severity Index; ESS, Epworth Sleepiness Scale.

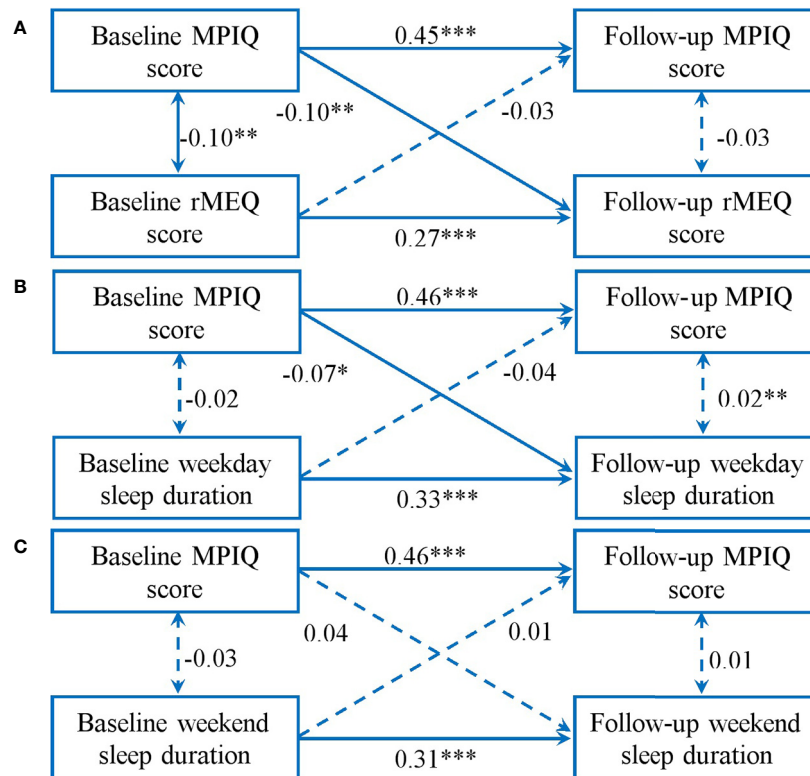


FIGURE 3 | Cross-lagged models of MPAB with rMEQ score (A), weekday sleep duration (B), and weekend sleep duration (C). Models were adjusted for age and sex. Standardized β coefficients are stated in longitudinal associations at baseline and follow-up. * $P < 0.05$; ** $P < 0.01$; *** $P < 0.001$. Solid lines present statistically significant associations and dashed lines present nonsignificant associations. MPAB, Mobile Phone Addictive Behaviors; rMEQ, reduced Morningness-Eveningness Questionnaire.

DISCUSSION

The main findings of this study are as follows: (1) the severity of depression and anxiety at baseline were predictive factors of MPAB at one-year follow-up, but not in the opposite direction. (2) a severe level of insomnia may work as an important reminder of MPAB, while there were bidirectional relationships of MPAB with poorer sleep quality and stronger daytime sleepiness. (3) later chronotype preference and shorter weekday sleep duration were negative consequences of MPAB, but not causes of it.

This study showed people with depression and/or anxiety were more likely to get involved in MPAB, comparing to those without mental problems, which were consistent with previous finding (24, 42, 43). Depressive individuals were found to achieve decreased pleasure from social interactions and increased sensitivity to social rejection, but a tendency of more frequent usage of social media (44). Frequent mobile devices use as a kind of avoidance-coping strategy seems to bring forward a feasible substitution of discomforting face-to-face contact with the social situations for them (4, 45). In fact, on account of the social enhancement model that the rich get richer, the poor get poorer, those with psychological distress are not only unable to enjoy the advantage of technology, but also more likely to be trapped into problematic media use (43, 46). Such avoidance-coping tended to result in subsequent troubles

of life events and further fueled the dependency on online activities (45, 47). Instead of the preceding escapism motivation, rely on mobile phones could also be another form of interpersonal dependency, which was closely related to anxiety symptoms (48). For example, a group called “Fear-Of-Missing-Out (FOMO)” can be understood to be so anxious around missing out on rewarding experiences that stay in ever close contact. A high level of perception of social stress was proved to be positively correlated with MPA (3). Moreover, neuroticism, which contributed to increasing emotional reaction, tends to make more efforts to maintain the social relationship by check text-message repeatedly on mobile phones due to bad performances in face-to-face communication (49).

However, MPAB at baseline cannot predict the depression and/or anxiety symptoms at follow-up in this study. It is inconsistent with the result of the previous studies, which suggested the reciprocal relationship between MPA and mental problems (15, 16). In fact, it has been reported that rely on mobile phones could alleviate negative emotions when facing depression or loneliness (43). We speculated online supports obtained from MPAB may provide temporary but not necessarily short-time relief to people suffering from the disturbing events, despite its obvious drawbacks. Finally, social isolation and subjective perception of social stress due to MPAB may further aggravate depression and anxiety symptoms in a further way

(4, 43). Another possible explanation of the controversy results is that the severity of depression and/or anxiety resulting from MPAB could not necessarily evolve over time. In addition, different measurements of the severity of MPAB may result in the inconsistent use of the term MPAB, and have produced variant results regarding the link between mental stress and MPAB.

Furthermore, we found that insomnia symptoms, poorer sleep quality and stronger daytime sleepiness promoted the development of MPAB. The former factor worked as a predictor, while the latter two exacerbate the severity of MPAB in the opposite direction. The literature in the field between behavior addiction and sleep problems was still limited to clarify exactly this result. However, we found a common trajectory between sleep disturbance and alcohol and other drug that of childhood sleep difficulties and insufficient sleep, earlier initiation into substance use and misconduct related to substance use, such as drunk driving and substance overuse (50). Thus, we conjectured that incipient sleep problems promote the habit of repetitive mobile phone use at night and result in erratic sleep/wake behavior. Further, more variable bedtime and insomnia symptoms were found to contribute to poor self-regulation and impulsivity trait, which increased the risk of addiction behavior (51). On the other hand, using mobile devices after light-out also contributes to negative outcomes of sleep quality or quantity. There are three possible mechanisms that were widely accepted: (1) media use displaces sleep or other activities that promote good sleep; (2) media use causes increases in physiological arousal; and (3) bright light exposure at evening delays the circadian rhythm by a reduction in melatonin secretion (52).

Another finding of the study is that the high level of MPA may bring about a later chronotype and shorter weekday sleep duration. Indeed, it could be difficult for individuals with MPAB to put down mobile phones at night. Firstly, addicted people show an explicit preference for immediate rewards but not delayed and better ones by the reason of the “delayed discount effect” (53). In other words, these with MPAB are more likely to fail to resist the urge on the pleasure brought from the mobile phone resulting in postponing bedtime even if they have an important schedule tomorrow morning. Next, the underestimation of time led by the increase in DAergic activity plays an important role in erratic and later sleep times (54). The other directly-related reason for the shift to a later chronotype could probably be that light-emitted screens suppress melatonin secretion at bedtimes and delayed the circadian rhythm (52, 55). Besides, shorter weekday sleep duration, which was consistent with the previous studies, could be explained that mobile phone overuse displaces sleep duration (7). However, there is no significant relationship between MPAB and weekend sleep duration, which may be due to common habits of weekend sleep compensation among young people.

There are several limitations in the current study. First, we only recruited medical undergraduates from the same college. Assuming that young individuals from more schools and majors can be conducted as a larger sample, the findings could be better

generalized for the general population. Secondly, only two time points were assessed in this study, which may influence a comprehensive understanding of the associations between mobile phone addiction behaviors and various outcomes, especially mental distress. Additionally, some notable confounding factors (e.g., some important life events, the studying pattern of medical students in China) were not considered in the study. For example, Chinese medical students are under great pressure on study, which may lead to shorter sleep duration. However, another study of our team researched sleep patterns of technical college students and found average sleep duration of 7.60 h on weekdays and 9.25 h on weekends, which are similar to our outcomes (22). The mean sleep duration in our study was 7.67 h (SD, 0.96) on weekdays and 8.92 h (SD, 1.25) among the medical students. Next, mobile application preference and other related questions did not be investigated so that we failed to provide clear confirmation of the usage mode for the addictive people to support the discussion surrounding the topic. Fourthly, the study has limitations in the selection of questionnaires. MPIQ was developed in the “mobile phone era”, while most people use smartphones at present. It may result in bias. Nevertheless, as described by the designer of MPIQ, mobile phones provide some traditional functions, such as calling, alarm clocks, cameras, diaries, and phone books, which are also essential and commonly used functions of smartphones (26). Further, we found a study, published in 2020, reported the Chinese version of MPIQ with acceptable internal reliability and validity among college students with smartphones (56). Besides, we used the first version of SAS instead of the latest version. Finally, we assessed all the variables by self-reporting. Self-reported data may lead to recall bias and reduce reliability and validity. More semi-structured interviews or objective measurement tools could be used for further exploration in future researches.

CONCLUSION

In summary, anxiety, depression and insomnia symptoms play a significant role in the promotion of MPAB among young adults. The negative effect of MPAB was shown by the preference for later chronotype and longer weekday sleep duration in the study. We also found the bidirectional relationship between MPAB and several sleep disturbances, including sleep quality and excessive daytime sleepiness. Therefore, we should strengthen the early intervening measure for mental health problems to prevent the addiction behaviors related to mobile phones among young people. Besides, the adverse impact of excessive using mobile phones should be focused around the campus.

DATA AVAILABILITY STATEMENT

The datasets generated for this study will not be made publicly available because other authors are still using the datasets to write articles. Requests to access the datasets should be directed to the corresponding author.

ETHICS STATEMENT

The studies involving human participants were reviewed and approved by Medical ethics committee, Nanfang Hospital, Southern Medical University. The participants provided written informed consent to participate in this study.

AUTHOR CONTRIBUTIONS

YK: Formal analysis, Writing—original draft, Investigation. SL: Conceptualization, Data curation, Formal analysis, Writing—review and editing, Supervision. BX: Recruitment, Methodology, Data curation, Methodology. LY, LL, LX, WZ: Recruitment, Data curation, Writing—review and editing. JZ: Conceptualization, Methodology, Writing—review and editing, Supervision. BZ: Funding acquisition, Conceptualization, Methodology, Writing—review and editing, Supervision.

REFERENCES

- Oulasvirta A, Ma L, Raita E. Habits make smartphone use more pervasive. *Pers Ubiquitous Comput* (2012) 16(1):105–14. doi: 10.1007/s00779-011-0412-2
- Liu S, Zhang J, Liu Y, Wing YK, Zhang B. The associations between long time of mobile phone use and sleep disturbances and emotional distress among youth: a prospective cohort study. *Sleep Med* 40:e197–8. doi: 10.1016/j.sleep.2017.11.577
- Elhai JD, Dvorak RD, Levine JC, Hall BJ. Problematic smartphone use: A conceptual overview and systematic review of relations with anxiety and depression psychopathology. *J Affect Disord* (2017) 207:251–9. doi: 10.1016/j.jad.2016.08.030
- Elhai JD, Levine JC, Hall BJ. The relationship between anxiety symptom severity and problematic smartphone use: A review of the literature and conceptual frameworks. *J Anxiety Disord* (2019) 62:45–52. doi: 10.1016/j.janxdis.2018.11.005
- Lee JE, Jang S, Ju YJ, Kim W, Lee HJ, Park E. Relationship between Mobile Phone Addiction and the Incidence of Poor and Short Sleep among Korean Adolescents: a Longitudinal Study of the Korean Children & Youth Panel Survey. *J Korean Med Sci* (2017) 32(7):1166. doi: 10.3346/jkms.2017.32.7.1166
- Eyvazlou M, Zarei E, Rahimi A, Abazari M. Association between overuse of mobile phones on quality of sleep and general health among occupational health and safety students. *Chronobiol Int* (2016) 33(3):293–300. doi: 10.3109/07420528.2015.1135933
- Randler C, Wolfgang L, Matt K, Demirhan E, Horzum MB, Beşoluk Ş. Smartphone addiction proneness in relation to sleep and morningness–eveningness in German adolescents. *J Behav Addict* (2016) 5(3):465–73. doi: 10.1556/2006.5.2016.056
- Zou Z, Wang H, D'Oleire UF, Wang X, Ding J, Chen H. Definition of Substance and Non-substance Addiction. *Adv Exp Med Biol* (2017) 1010:21–41. doi: 10.1007/978-981-10-5562-1_2
- Chin F, Leung CH. The concurrent validity of the Internet Addiction Test (IAT) and the Mobile Phone Dependence Questionnaire (MPDQ). *PLoS One* (2018) 13(6):e197562. doi: 10.1371/journal.pone.0197562
- China Internet Network Information (CNNIC). (2019). *The 44th China Statistical Report on Internet Development*. http://www.cac.gov.cn/2019-08/30/c_1124938750.htm.
- Lin YH, Lin YC, Lee YH, Lin PH, Lin SH, Chang LR, et al. Time distortion associated with smartphone addiction: Identifying smartphone addiction via a mobile application (App). *J Psychiatr Res* (2015) 65:139–45. doi: 10.1016/j.jpsychires.2015.04.003

FUNDING

This study is funded by the President Foundation of Nanfang Hospital, Southern Medical University (2019Z014), Project of Guangzhou Philosophy and Society Development (2018GZGJ58), and National Natural Science Foundation of China (81901348).

ACKNOWLEDGMENTS

The authors would like to thank the students who participated in this study.

SUPPLEMENTARY MATERIAL

The Supplementary Material for this article can be found online at: <https://www.frontiersin.org/articles/10.3389/fpsy.2020.00634/full#supplementary-material>

- Ayar D, Bektas M, Bektas I, Akdeniz KA, Selekgolu OY, Sal AS, et al. The Effect of Adolescents' Internet Addiction on Smartphone Addiction. *J Addict Nurs* (2017) 28(4):210–4. doi: 10.1097/JAN.0000000000000196
- Lin YH, Chang LR, Lee YH, Tseng HW, Kuo TB, Chen SH. Development and validation of the Smartphone Addiction Inventory (SPAI). *PLoS One* (2014) 9(6):e98312. doi: 10.1371/journal.pone.0098312
- Brand M, Young KS, Laier C, Wöfling K, Potenza MN. Integrating psychological and neurobiological considerations regarding the development and maintenance of specific Internet-use disorders: An Interaction of Person-Affect-Cognition-Execution (I-PACE) model. *Neurosci Biobehav Rev* (2016) 71:252–66. doi: 10.1016/j.neubiorev.2016.08.033
- Jun S. The reciprocal longitudinal relationships between mobile phone addiction and depressive symptoms among Korean adolescents. *Comput Hum Behav* (2016) 58:179–86. doi: 10.1016/j.chb.2015.12.061
- Zhang G, Yang X, Tu X, Ding N, Lau JTF. Prospective relationships between mobile phone dependence and mental health status among Chinese undergraduate students with college adjustment as a mediator. *J Affect Disord* (2020) 260:498–505. doi: 10.1016/j.jad.2019.09.047
- Hale L, Guan S. Screen time and sleep among school-aged children and adolescents: A systematic literature review. *Sleep Med Rev* (2014) 21:50–8. doi: 10.1016/j.smrv.2014.07.007
- Lissak G. Adverse physiological and psychological effects of screen time on children and adolescents: Literature review and case study. *Environ Res* (2018) 164:149–57. doi: 10.1016/j.envres.2018.01.015
- Mireku MO, Barker MM, Mutz J, Dumontheil I, Thomas MSC, Rössli M, et al. Night-time screen-based media device use and adolescents' sleep and health-related quality of life. *Environ Int* (2019) 124:66–78. doi: 10.1016/j.envint.2018.11.069
- Vernon L, Modecki KL, Barber BL. Mobile Phones in the Bedroom: Trajectories of Sleep Habits and Subsequent Adolescent Psychosocial Development. *Child Dev* (2018) 89(1):66–77. doi: 10.1111/cdev.12836
- Munezawa T, Kaneita Y, Osaki Y, Kanda H, Minowa M, Suzuki K, et al. The Association between Use of Mobile Phones after Lights Out and Sleep Disturbances among Japanese Adolescents: A Nationwide Cross-Sectional Survey. *Sleep* (2011) 34(8):1013–20. doi: 10.5665/SLEEP.1152
- Liu S, Wing YK, Hao Y, Li W, Zhang J, Zhang B. The associations of long-time mobile phone use with sleep disturbances and mental distress in technical college students: a prospective cohort study. *Sleep* (2019) 42(2). doi: 10.1093/sleep/zsy213
- Matar BJ, Jaalouk D. Depression, anxiety, and smartphone addiction in university students- A cross sectional study. *PLoS One* (2017) 12(8):e182239. doi: 10.1371/journal.pone.0182239

24. Demirci K, Akgonul M, Akpınar A. Relationship of smartphone use severity with sleep quality, depression, and anxiety in university students. *J Behav Addict* (2015) 4(2):85–92. doi: 10.1556/2006.4.2015.010
25. Chen B, Liu F, Ding S, Ying X, Wang L, Wen Y. Gender differences in factors associated with smartphone addiction: a cross-sectional study among medical college students. *BMC Psychiatry* (2017) 17(1):341. doi: 10.1186/s12888-017-1503-z
26. Walsh SP, White KM, Young RM. Needing to connect: The effect of self and others on young people's involvement with their mobile phones. *Aust J Psychol* (2011) 62(4):194–203. doi: 10.1080/00049530903567229
27. Brown I. A Theoretical Model of the Behavioural Addictions-Applied to offending. In: Hodge MMCR JE, editor. *Addicted to Crime*. Chichester, UK: John Wiley (1997). p. 13–65.
28. Jackson-Koku G. Beck Depression Inventory. *Occup Med (Lond)* (2016) 66(2):174–5. doi: 10.1093/occmed/kqv087
29. Liu P. Beck depression Inventory (BDI). *Chin Ment Health J* (1999), 191–4.
30. Zung WW. A rating instrument for anxiety disorders. *Psychosom* (1971) 12(6):371–9. doi: 10.1016/S0033-3182(71)71479-0
31. Tian Y, Wang Y, Li J. Evaluation of reliability and validity of self-rating anxiety scale and self-rating depression scale in patients with liver cirrhosis. *J Pract Hepatol* (2019) 01(22):105–8.
32. Morin CM. *Insomnia: Psychological Assessment and Management*. 6 ed. New York: Guilford Press (1993).
33. Bastien CH, Vallières A, Morin CM. Validation of the Insomnia Severity Index as an outcome measure for insomnia research. *Sleep Med* (2001) 2(4):307. doi: 10.1016/S1389-9457(00)00065-4
34. Chung KF, Kan KK, Yeung WF. Assessing insomnia in adolescents: comparison of Insomnia Severity Index, Athens Insomnia Scale and Sleep Quality Index. *Sleep Med* (2011) 12(5):463–70. doi: 10.1016/j.sleep.2010.09.019
35. Buysse DJ, Reynolds CR, Monk TH, Berman SR, Kupfer DJ. The Pittsburgh Sleep Quality Index: a new instrument for psychiatric practice and research. *Psychiatry Res* (1989) 28(2):193–213. doi: 10.1016/0165-1781(89)90047-4
36. Tsai PS, Wang SY, Wang MY, Su CT, Yang TT, Huang CJ, et al. Psychometric evaluation of the Chinese version of the Pittsburgh Sleep Quality Index (CPSQI) in primary insomnia and control subjects. *Qual Life Res* (2005) 14(8):1943–52. doi: 10.1007/s11136-005-4346-x
37. Chung KF. Use of the Epworth Sleepiness Scale in Chinese patients with obstructive sleep apnea and normal hospital employees. *J Psychosom Res* (2000) 49(5):367–72. doi: 10.1016/S0022-3999(00)00186-0
38. Chen NH, Johns MW, Li HY, Chu CC, Liang SC, Shu YH, et al. Validation of a Chinese version of the Epworth sleepiness scale. *Qual Life Res* (2002) 11(8):817–21. doi: 10.1023/A:1020818417949
39. Adan A, Almirall H. Horne & Östberg morningness-eveningness questionnaire: A reduced scale. *Pers Individ Dif* (1991) 12(3):241–53. doi: 10.1016/0191-8869(91)90110-W
40. Li SX, Chan NY, Man YM, Lam SP, Zhang J, Yan CJ, et al. Eveningness chronotype, insomnia symptoms, and emotional and behavioural problems in adolescents. *Sleep Med* (2018) 47:93–9. doi: 10.1016/j.sleep.2018.03.025
41. Carciofo R, Du F, Song N, Qi Y, Zhang K. Age-related chronotype differences in Chinese, and reliability assessment of a reduced version of the Chinese Morningness-Eveningness Questionnaire. *Sleep Biol Rhythms* (2012) 10(4):310–8. doi: 10.1111/j.1479-8425.2012.00577.x
42. Elhai JD, Levine JC O, Brien KD, Armour C. Distress tolerance and mindfulness mediate relations between depression and anxiety sensitivity with problematic smartphone use. *Comput Hum Behav* (2018) 84:477–84. doi: 10.1016/j.chb.2018.03.026
43. Kim J, Seo M, David P. Alleviating depression only to become problematic mobile phone users: Can face-to-face communication be the antidote? *Comput Hum Behav* (2015) 51:440–7. doi: 10.1016/j.chb.2015.05.030
44. Kupferberg A, Bicks L, Hasler G. Social functioning in major depressive disorder. *Neurosci Biobehav Rev* (2016) 69:313–32. doi: 10.1016/j.neubiorev.2016.07.002
45. Kardefelt-Winther D. The moderating role of psychosocial well-being on the relationship between escapism and excessive online gaming. *Comput Hum Behav* (2014) 38:68–74. doi: 10.1016/j.chb.2014.05.020
46. Caplan SE. Relations Among Loneliness, Social Anxiety, and Problematic Internet Use. *CyberPsychol Behav* (2007) 10(2):234–42. doi: 10.1089/cpb.2006.9963
47. Holahan CJ, Moos RH, Holahan CK, Brennan PL, Schutte KK. Stress Generation, Avoidance Coping, and Depressive Symptoms: A 10-Year Model. *J Consult Clin Psych* (2005) 73(4):658–66. doi: 10.1037/0022-006X.73.4.658
48. Kane FA, Bornstein RF. Does interpersonal dependency affect therapeutic outcome? A meta-analytic review. *Pers Ment Health* (2019) 13(4):215–29. doi: 10.1002/pmh.1463
49. Igarashi T, Motoyoshi T, Takai J, Yoshida T. No mobile, no life: Self-perception and text-message dependency among Japanese high school students. *Comput Hum Behav* (2008) 24(5):2311–24. doi: 10.1016/j.chb.2007.12.001
50. Wong MM, Robertson GC, Dyson RB. Prospective Relationship Between Poor Sleep and Substance-Related Problems in a National Sample of Adolescents. *Alcohol: Clin Exp Res* (2015) 39(2):355–62. doi: 10.1111/acer.12618
51. Logan RW, Hasler BP, Forbes EE, Franzen PL, Torregrossa MM, Huang YH, et al. Impact of Sleep and Circadian Rhythms on Addiction Vulnerability in Adolescents. *Biol Psychiatry* (2018) 83(12):987–96. doi: 10.1016/j.biopsych.2017.11.035
52. Cain N, Gradisar M. Electronic media use and sleep in school-aged children and adolescents: A review. *Sleep Med* (2010) 11(8):735–42. doi: 10.1016/j.sleep.2010.02.006
53. Paasche C, Weibel S, Wittmann M, Lalanne L. Time perception and impulsivity: A proposed relationship in addictive disorders. *Neurosci Biobehav Rev* (2019) 106:182–201. doi: 10.1016/j.neubiorev.2018.12.006
54. Soares S, Atallah BV, Paton JJ. Midbrain dopamine neurons control judgment of time. *Science* (2016) 354(6317):1273–7. doi: 10.1126/science.aah5234
55. Cajochen C, Frey S, Anders D, Späti J, Bues M, Pross A, et al. Evening exposure to a light-emitting diodes (LED)-backlit computer screen affects circadian physiology and cognitive performance. *J Appl Physiol* (2011) 110(5):1432–8. doi: 10.1152/jappphysiol.00165.2011
56. Lin L, Xu X, Fang L, Xie L, Ling X, Chen Y, et al. Validity and reliability of the Chinese version of Mobile Phone Involvement Questionnaire in college students. *South Med J* (2020) 05(40):746–51. doi: 10.12122/j.issn.1673-4254.2020.05.22

Conflict of Interest: The authors declare that the research was conducted in the absence of any commercial or financial relationships that could be construed as a potential conflict of interest.

Copyright © 2020 Kang, Liu, Yang, Xu, Lin, Xie, Zhang, Zhang and Zhang. This is an open-access article distributed under the terms of the Creative Commons Attribution License (CC BY). The use, distribution or reproduction in other forums is permitted, provided the original author(s) and the copyright owner(s) are credited and that the original publication in this journal is cited, in accordance with accepted academic practice. No use, distribution or reproduction is permitted which does not comply with these terms.