


Assessing Pharmacists Knowledge and Attitude Toward the Direct Oral Anticoagulants in Qatar

Clinical and Applied
Thrombosis/Hemostasis
Volume 26: 1-7
© The Author(s) 2020
Article reuse guidelines:
sagepub.com/journals-permissions
DOI: 10.1177/1076029620933946
journals.sagepub.com/home/cat



Ahmed El-Bardissy, PharmD¹ , Hazem Elewa, PhD²,
Ahmed Khalil, MSc¹, Walid Mekkawi, Dip Clin Pharm¹,
Shaban Mohammed, BSc³, Mohamed Kassem, MSc³,
Mahmoud Mohamed Alma'moon, PharmD⁴, Mohamed Abdelgelil, MSc¹,
Yassin Eltorki, MSc⁵, and Fadl Abdelfattah A. Mohamed, PharmD⁶

Abstract

Pharmacists were found to play a key role in anticoagulation care. In order to make an appropriate selection and counselling regarding direct oral anticoagulants (DOACs), pharmacists should be knowledgeable and abiding by evidence-based practice. We aim in this study to assess the knowledge and practices of practicing hospital and community pharmacists in Qatar regarding DOACs and their reflection on the dispensing and patient education. A prospective cross-sectional survey was developed. It included questions on demographic and professional characteristics. Additionally, it evaluated the awareness regarding safety, efficacy, and dispensing of DOACs. Lastly, a separate question was used to address the participant's satisfaction with their knowledge. A total response were received from 211 pharmacists participating in the survey. Overall awareness score was moderate ($41.6\% \pm 26\%$). These scores were in alignment with participants' self-satisfaction with knowledge on DOACs (72% of participants were not satisfied). Being a clinical pharmacist, of male gender, and with a board certification were factors associated with increased awareness on DOACs. Results from this survey point to the importance of having more educational activities in order to improve pharmacist's knowledge of DOACs.

Keywords

survey, direct oral anticoagulant, awareness, dispensing and counselling

Date received: 30 March 2020; revised: 13 May 2020; accepted: 19 May 2020.

Introduction

Warfarin, which is a vitamin-K antagonist (VKA), has been the mainstay oral anticoagulant (OAC) used in both treatment and prevention of various thromboembolic disorders for more than 7 decades.¹ Warfarin has a wide range of food and drug interactions, unpredictable pharmacokinetics, narrow therapeutic index, and inter- and intra-patient variability. All these factors have made warfarin a very challenging medication and one that requires frequent monitoring.² Anticoagulation management services (AMS) were developed to improve warfarin management. Pharmacist-led AMS has been shown to improve patient's quality of life, reduce anticoagulation monitoring, and provide a high level of anticoagulation control and patient's satisfaction.³⁻⁵

Direct oral anticoagulants (DOACs) were introduced in 2010 and are still considered a relatively new class of non-VKA

OACs. Dabigatran, a direct thrombin inhibitor, was the first DOAC to be introduced and was followed by four-factor Xa inhibitors (rivaroxaban, apixaban, edoxaban, and betrixaban).¹ Having rapid onset of action, predictable therapeutic effect,

¹ Hamad General Hospital, Hamad Medical Corporation, Doha, Qatar

² College of Pharmacy, QU Health, Qatar University, Doha, Qatar

³ Heart Hospital, Hamad Medical Corporation, Doha, Qatar

⁴ Al-Wakra Hospital, Hamad Medical Corporation, Doha, Qatar

⁵ Mental Health Service, Hamad Medical Corporation, Doha, Qatar

⁶ Kulud Chain Pharmacies, Doha, Qatar

Corresponding Author:

Ahmed El-Bardissy, Hamad General Hospital, Hamad Medical Corporation, Doha, Qatar.

Email: aelbardissy@hamad.qa



Creative Commons Non Commercial CC BY-NC: This article is distributed under the terms of the Creative Commons

Attribution-NonCommercial 4.0 License (<https://creativecommons.org/licenses/by-nc/4.0/>) which permits non-commercial use,

reproduction and distribution of the work without further permission provided the original work is attributed as specified on the SAGE and Open Access pages (<https://us.sagepub.com/en-us/nam/open-access-at-sage>).

fixed-dose regimens, and less frequent monitoring made DOACs an attractive therapeutic option for both health care providers and patients.⁶ Direct oral anticoagulants, however, are not without limitations. They have a short half-life (not the best option for patients with poor adherence), may increase gastrointestinal bleeds (especially dabigatran and rivaroxaban), need dose adjustments in renal impairment and elderly patients, and are contraindicated in pregnant and breastfeeding women.^{1,7} Last but not least, their use is contraindicated in mechanical heart valve.⁸

Similar to the role of pharmacists in warfarin management, pharmacist-led AMS are thought to play a significant role in DOACs patient's education, monitoring, and adherence. A large multisite study involving 67 Veterans Health Administration sites found that pharmacist-led dabigatran monitoring had the tendency to improve patient adherence.⁹ More recently, a retrospective analysis of all DOACs prescription within the University of Michigan Health System found that pharmacist-led DOACs service increased appropriate dosing, follow-up, and patient adherence to DOACs.⁷

Since the introduction of DOACs to the market, anticoagulation management has encountered significant changes. Current practice guidelines such as CHEST guidelines suggest DOACs over warfarin in both non-valvular atrial fibrillation and non-cancer venous thromboembolism patients.^{2,10} Similarly, the American College of Cardiology, American Heart Association, and Heart Rhythm Society (AHA/ACC/RHS) suggest DOACs over warfarin in patients who are eligible to DOACs and unable to maintain therapeutic international normalized ratio.¹¹

Direct oral anticoagulants were introduced in Qatar in 2011, and currently, dabigatran, rivaroxaban, and apixaban (added in June 2019) are all available on the formulary. Our group has shown that there has been a significant increase in the DOACs use reaching 23% of all OACs in 2015.¹² However, further data analysis showed that DOACs were not always appropriately prescribed.⁶ To understand this better, we administered a survey to 175 physicians in Qatar and it showed that they have moderate awareness on DOACs.¹ With the important role of the pharmacist in DOACs prescribing, monitoring, and counseling, we sought to conduct an additional survey to assess the knowledge and attitude of pharmacists regarding DOACs to identify any potential gaps.

Methods

Study Design and Population

This is a descriptive, cross-sectional survey study performed through the administration of a Survey Monkey online questionnaire (www.surveymonkey.com). The study took place over 3 months from January 2018 to March 2018. Eligible participants included all pharmacists currently practicing at Hamad Medical Corporation (HMC) or the community pharmacies in Qatar. Subjects from all facilities were approached with repeated reminders. A sample of convenience was collected.

Study Settings and Ethics Approval

The study was conducted in 5 hospitals of HMC in Qatar, which includes Hamad General Hospital, Al-Wakra General Hospital, Heart Hospital, Al-Rumailah Psychiatry Hospital, and Al-Amal Oncology Hospital in addition to a chain of community pharmacies. The study was approved by Hamad Medical Corporation's institutional review board.

Sample Size Calculation:

The sample size was calculated using Raosoft online calculator (www.raosoft.com). Given that the Pharmacist population size at HMC and the community pharmacy chain is about 450 to 500 and to achieve a confidence (power) level of 90%, with a margin error of 5% and considering a 50% response distribution, a sample size of 170 participants was found to be adequate. Considering 25% nonresponse rate, we aimed to recruit 190 participants.

Validation and Piloting

Structure and content of the survey were checked for validity (to ensure it produces true results) by 3 senior pharmacists (one of them is a community pharmacy expert and the others are hospital pharmacist supervisors), 3 clinical pharmacy specialist (2 of them with cardiovascular disease expertise), and internal medicine senior consultant. Modifications were made based on feedback provided. A pilot version was tested on randomly selected 10 subjects with different working areas and years of experience. Respondents found the questionnaire clear and concise.

Survey Development


The survey was designed based on the literature review of the effect of pharmacist knowledge and attitude regarding DOACs and its impact on their dispensing and patient education pattern. The survey was composed of 4 domains: (a) demographic and professional characteristics of the participants; (b) evaluating awareness regarding DOACs safety profile; (c) evaluating awareness regarding DOACs efficacy profile; and (d) evaluating the counselling (dispensing) pattern of DOACs. Under the safety domain, 10 questions were designed to assess the general awareness on the safety of DOACs in comparison with warfarin. Under the efficacy domain, the awareness of participants regarding the efficacy of DOACs was assessed using 11 questions. The last domain had 5 questions to assess the pharmacist awareness on DOACs counselling and dispensing of DOACs, and 1 question regarding the percentage of DOACs dispensed by participating pharmacists among patients requiring anticoagulation (Table 1). Responses were on a 3-point Likert scale ranging among (Disagree, Don't know, and Agree). The last question, however, was a score ranging from 0% to 100%.

Table 1. Survey Awareness Domains, Questions, and Responses.^a

Attitude and awareness toward DOACs safety		
To what extent do you agree with the following statements?	Clarification	
Agree Respondents (%)	Don't know Respondents (%)	Disagree Respondents (%)
1. DOACs are used safely in patients with renal impairment?	- Unlike warfarin, DOACs need adjustment or may be contraindicated in patients with severe renal impairment	
64 (30.3%)	54 (25.54%)	93 (44%)
2. DOACs are used safely in patients with moderate to severe hepatic insufficiency?	- Unlike warfarin DOACs need adjustment or may be contraindicated in patients with severe hepatic impairment	
56 (26.54%)	74 (35.1%)	81 (38.38%)
3. DOACs are used safely in pregnancy and nursery?	- DOACs were not studied in those populations	
34 (16.1%)	57 (27.01%)	120 (56.8%)
4. DOACs interact with leafy green vegetables?	- Unlike warfarin, DOACs are non-vitamin k acting agents	
53 (25.1%)	61 (28.9%)	97 (45.9%)
5. DOACs are associated with fewer major bleeding events than warfarin?	- According to landmark trials, DOACs associated with fewer bleeding	
118 (55.9%)	61 (28.9%)	32 (15.7%)
6. DOACs are associated with a lower risk of intracranial hemorrhage than warfarin?	- According to landmark trials, DOACs have a lower risk of intracranial hemorrhage	
118 (55.9%)	61 (28.9%)	32 (15.17%)
7. DOACs are associated with a lower risk for GIT bleeding than warfarin?	- According to landmark trials, DOACs cause gastrointestinal bleeding more than warfarin	
82 (39%)	61 (29%)	68 (32%)
8. You would recommend DOACs to patients with mechanical valve replacements	- RE-ALIGN trial reported that dabigatran had a higher risk of bleeding	
43 (20.38%)	78 (36.97%)	90 (42.65%)
9. Idarucizumab is the antidote for dabigatran?	- Approved by FDA October 2015	
108 (51.18%)	91 (43.13%)	12 (5.69%)
10. Andexanet alfa is the antidote for rivaroxaban?	- Approved by FDA May 2018	
90 (42.65%)	101 (47.8%)	20 (9.4%)
Attitude and awareness towards DOACs efficacy		
1. DOACs effect can be easily monitored?	- No routine monitoring for DOACs is needed	
95 (45%)	56 (26.5%)	60 (28.5%)
2. The recommended daily dose of Rivaroxaban for DVT and PE treatment is 20 mg beginning on day 1?	- Based on EINSTEIN trial, rivaroxaban regimen starts with 15 mg BID for 21 days than 20 mg daily	
39 (18.5%)	81 (38.4%)	91 (43.1%)
3. DOACs are currently approved for VTE prevention in patients with hip or knee replacements?	- A main indication for DOACs	
120 (56.8%)	80 (37.9%)	11 (5.3%)
4. DOACs are currently approved for DVT and PE treatment?	- A main indication for DOACs	
118 (55.9%)	16 (7.6%)	77 (36.5%)
5. DOACs are currently approved for stroke prevention in patients with non-valvular atrial fibrillation?	- A main indication for DOACs	
112 (53%)	79 (70.5%)	20 (9.5%)

(continued)

Table 1. (continued)

Attitude and awareness towards DOACs efficacy		
6. DOACs are approved for stroke prevention in patients with atrial fibrillation with mitral stenosis?	- Atrial fibrillation patients with mitral stenosis, artificial heart valve, and valvular repair were excluded from the landmark trials that assessed DOACs efficacy and safety in stroke prevention. Thus, they are not among the approved indications	
53 (25.1%)	99 (47%)	<u>59 (27.9%)</u>
7. You would recommend DOACs to patients with atrial fibrillation and tissue valve replacements?	- Based on RE-ALIGN trial, dabigatran was shown to be associated with increased rates of thromboembolism and bleeding in atrial fibrillation patients with valvular replacement. Thus all DOADs are currently considered contraindicated in atrial fibrillation patients with valvular replacement till it's proven otherwise	
56 (26.5%)	91 (43.1%)	<u>64 (30.4%)</u>
8. UFH or LMWH are recommended with the initiation of dabigatran for DVT and PE treatment?	- RE-COVER study used initial treatment of parenteral anticoagulation	
<u>62 (29.3%)</u>	92 (43.7%)	57 (27%)
9. UFH or LMWH are recommended with the initiation of Rivaroxaban for DVT and PE treatment?	- Based on EINSTEIN trial, rivaroxaban regimen is initiated in the acute phase directly without parenteral anticoagulation	
42 (20%)	98 (46.4%)	<u>71 (33.6%)</u>
10. The RELY trial is one of the trials that evaluated Dabigatran use in patients with AF?	- A well-known landmark trial that evaluated the use of dabigatran for stroke prevention in non-valvular atrial fibrillation patients	
<u>80 (38%)</u>	113 (53%)	18 (9%)
11. The ROCKET-AF trial is one of the trials that evaluated Rivaroxaban use in patients with AF	- A well-known landmark trial that evaluated the use of rivaroxaban for stroke prevention in non-valvular atrial fibrillation patients	
<u>85 (40.2%)</u>	110 (52.2%)	16 (7.6%)
Attitude and awareness toward patient counselling (dispensing) of DOACs		
1. Rivaroxaban for non-valvular atrial fibrillation should be administered with the evening meal?	- The 20 mg strength absorption increases by 30%, when being with meals	
<u>104 (49.2%)</u>	86 (40.8%)	21 (10%)
2. Phenytoin significantly interacts with rivaroxaban and should be avoided?	- Phenytoin is a p-gp and strong CYP3A4 inducer. Rivaroxaban is also metabolized through CYP3A4. Thus, phenytoin decreases rivaroxaban concentration, and their concomitant use should be avoided	
<u>96 (45.5%)</u>	93 (44%)	22 (10.5%)
3. Dabigatran capsules should NOT be chew, open or break	- Swallow as a whole, do NOT cut, open, or crush. http://www.pradaxa.com/	
<u>127 (60.2%)</u>	75 (35.5%)	9 (4.3%)
4. Cyclosporine significantly interacts with dabigatran and should be avoided?	- Cyclosporine is a p-gp inhibitor. Dabigatran is a p-gp substrate. Thus, cyclosporine increases dabigatran concentration, and their concomitant use should be avoided	
<u>82 (38.8%)</u>	101 (47.8%)	28 (13.4%)
Are you satisfied with your knowledge on DOACs?		
58 (27%)	76 (36.4%)	77 (36.6%)
5. How often do you recommend or dispense DOACs for patients requiring anticoagulation?		
0 10 20 30 40 50 60 70 80 90 100%		
		

Abbreviations: CYP 3A4, hepatic enzyme cytochrome 3A4; DOAC, direct oral anticoagulant; FDA, Food and Drug Administration; p-gp, permeability glycoprotein.

^aIdeal responses are in bold and underlined.

Measured outcome and statistical analysis

Descriptive and inferential statistical analyses were applied to the collected data using IBM Statistical Package for Social Sciences (IBM SPSS 25 software; IBM). All variables were categorical including participants' demographics, professional information, as well as their responses to questions assessing their knowledge and attitude toward the DOACs and were expressed as frequencies and percentages. Awareness score of 1 point was provided if the respondent agreed on true statements or disagreed on false statements and a score of 0 point, otherwise. This was done for all questions in the 3 domains except for the last question, which was a score rating the percentage of patients dispensed DOACs by each participant per week from the total weekly prescriptions of OAC. The percentage awareness score (PAS) was calculated by dividing the participant score in each domain by the number of questions in that perspective domain (the maximum possible score) and multiplying the result by 100. PAS was expressed as mean (\pm SD). Overall PAS was the sum of PAS in each domain. *T* test was used to test the effect of the profession as well as other demographic and professional parameters on the PAS. Analysis of variance test was used to test the effect of age categories on the PAS. A level of significance was set a priori at $P \leq .05$.

Results

Participants' Characteristics

Over 3 months period, 400 participants were approached among which 211 participated in the survey (response rate = 52.7%). Participants answered all survey questions (Table 1). More than half of the participants (54%) were male, and about half of them (53.6%) were middle age (35 years of age or younger). Forty-seven pharmacists were clinical pharmacists (22.4%) with the remaining hospital pharmacist (54%) and (23.6%) community pharmacists. Fifty-five percent (55%) of the respondents were in practice for more than 10 years. Thirteen percent of the participants were board-certified (Table 2).

Evaluating Awareness Regarding DOACs

Awareness of pharmacist toward DOACs was assessed from different domains perspective (safety, efficacy, patient counselling, and dispensing). Participants' responses are reported in Table 1. Overall PAS was moderate (41.6% \pm 26%), lowest (39.6% \pm 29%) for awareness on efficacy, and highest (44.4% \pm 36%) for awareness on counselling (Table 3). Interestingly, these scores were in alignment with participants' self-satisfaction with knowledge on DOACs (72% of participants were not satisfied). Being a clinical pharmacist, male and board-certified were factors significantly associated with higher PAS (Table 4). Age and years of experience did not show any significant effect on overall awareness. Additionally, pharmacists dispensing less than 50 DOACs prescription per week had significantly lower PAS score in the dispensing

Table 2. Participants Baseline and Professional Characteristics.

Demographics (n = 211)	Frequencies (%)
Age (years)	
<25	6 (2.8%)
26-35	112 (53.1%)
36-45	84 (39.8%)
>45	9 (4.3%)
Gender	
Female	96 (45.5%)
Male	115 (54.5%)
Which area are you working in?	
Hospital pharmacist	114 (54%)
Community pharmacist	50 (23.6%)
Clinical pharmacist	47 (22.4%)
Highest degree of education	
Bachelor	124 (58.7%)
Diploma in pharmacy	12 (5.7%)
Master	46 (21.8%)
PharmD	29 (13.8%)
PhD	Zero
Board certification	
Yes	37 (17.5%)
No	174 (82.5%)
Years of experience	
<10	95 (45%)
>10	116 (55%)

Table 3. Tested Domains and Scores.

Domains	No. of items tested	PAS \pm SD
Safety	10	41% \pm 27%
Efficacy	11	39% \pm 29%
Counselling (dispensing)	5	44% \pm 36%
Overall	26	42% \pm 27%

Abbreviation: PAS, percentage awareness scores.

domain compared to the high DOAC dispensing pharmacists (50 prescriptions or more; 39.1 \pm 27 vs 49.9 \pm 21, $P = .006$).

Discussion

Pharmacists play an integral role in the counseling, dispensing, and monitoring of drug's efficacy and safety.¹³ Additionally, they are considered the last line of defense against potential medication errors in the outpatient setting. In this study, we attempted to assess the knowledge and attitude of pharmacists on DOACs in Qatar and their self-satisfaction with current knowledge through a cross-sectional survey. The survey revealed that pharmacists have moderate awareness of DOACs with the majority not being satisfied with their current knowledge.

Although previous studies assessed pharmacist confidence toward OAC, only a few studies evaluated pharmacist knowledge and awareness. Sandhu et al aimed to assess the appropriateness and barriers to prescribing OAC by pharmacists for AF using hypothetical scenarios.³ Lacking knowledge on

Table 4. Effect of Baseline and Professional Characteristics on AS.^a

Variable	PAS ± SD	P value
Age (years)		.278
Less than 35	39.9% ± 26%	
More than 35	43.8% ± 16%	
Gender		.0001 ^b
Female	35.3% ± 25%	
Male	46.9% ± 25%	
Specialty		.001 ^b
Clinical	51.7% ± 26%	
Nonclinical	38.7% ± 25%	
Highest degree of education		0.007 ^b
Bachelor	37.6% ± 24%	
Others ^c	47.4% ± 27%	
Board certification		.001 ^b
No	39.4% ± 26%	
Yes	58.5% ± 21%	
Years of experience		.130
Less than 10	38.6% ± 25%	
More than 10	44.0% ± 26%	
Prescribing more than 50 vs less DOACs prescriptions/week		.006 ^b
Less than 50	39.1% ± 27%	
More than 50	49.9% ± 21%	

Abbreviations: DOAC, direct oral anticoagulant; PAS, percentage awareness score.

^aStatistical significance was tested using ANOVA for the following factors: highest degree of education and years of experience. While t test was used for age, gender, board certification, and specialty.

^bP value < .05.

^cDiploma in Pharmacy, Master, PharmD, PhD.

DOACs among participants reached 35%. Additionally, 25% of the participants were not confident in prescribing DOACs.³ Similarly, Papastergiou and his colleagues reported in an international pharmacist survey in 2017 a significant difference in confidence upon dispensing warfarin versus DOACs.⁴ As expected, the study also revealed that pharmacists with clinical experience (carrying a board certification, being involved in more DOACs prescribing or dispensing) had better awareness. In the same line, Ashjian et al evaluated the impact of a pharmacist-led AMS and found that clinical pharmacist played a vital role in selecting, optimizing, and educating patients on DOACs.⁷

One may argue that pharmacists are not expected to know all pieces of information on drugs in an individual therapeutic class. However, OACs are high-alert medications and should be managed with more caution and awareness. Direct oral anticoagulant agents have also increased through a short period of time starting with a sole agent in 2010 growing up to 5 agents at the time being. Additionally, having different dosing regimens in certain populations and lacking head-to-head trials to discriminate DOACs from each other warrant in-depth knowledge about this therapeutic class.¹⁴ One of the limitations that were faced in this study is that our surveyed sample did not adequately represent all pharmacists in Qatar. Majority of the participants were hospital pharmacists which limit its external validity. Lastly, survey

instruments that use Likert-scale are prone to central tendency bias (choosing “neutral/ don’t know” answers).¹⁵ However, majority of our questions had a low percentage of these types of answers which likely reduce the impact of this type of bias.

Conclusion

In conclusion, this survey indicates that pharmacists have moderate awareness on DOACs. Clinical and practical experiences were the most important factors associated with enhanced DOACs’ awareness. Future work should focus on reassessing pharmacists’ knowledge after providing well-designed educational campaigns.

Authors’ Note

Ahmed El-Bardissy and Hazem Elewa have contributed equally to the paper. This work has been presented at AC Forum meeting in 2019: Assessing pharmacists’ knowledge and attitude toward the direct oral anticoagulants in Qatar. AC forum conference, April 11-13, 2019, Fort Lauderdale, FL, USA


Declaration of Conflicting Interests

The author(s) declared no potential conflicts of interest with respect to the research, authorship, and/or publication of this article.

Funding

The authors disclosed receipt of the following financial support for the research, authorship, and/or publication of this article: The publication of this article was funded by the Qatar National Library.

ORCID iD

Ahmed El-Bardissy  <https://orcid.org/0000-0001-9009-0641>

References

1. El-Bardissy A, Elewa H, Mohammed S, Shible A, Imanullah R, Mohammed AM. A survey on the awareness and attitude of physicians on direct oral anticoagulants in Qatar. *Clin Appl Thromb*. 2018;24(9_suppl):8. doi:10.1177/1076029618807575
2. Phillippe HM, Wright BM, Bowerman KE, Andrus MR. Pharmacist interventions regarding the appropriateness of apixaban, rivaroxaban, dabigatran, and warfarin in a university-affiliated outpatient clinic. *J Pharm Technol*. 2016;32(6):245-252. doi:10.1177/8755122516672693
3. Sandhu RK, Guirguis LM, Bungard TJ, et al. Evaluating the potential for pharmacists to prescribe oral anticoagulants for atrial fibrillation. *Can Pharm J*. 2018;151(1):51-61. doi:10.1177/1715163517743269
4. Papastergiou J, Kheir N, Ladova K, et al. Pharmacists’ confidence when providing pharmaceutical care on anticoagulants, a multinational survey. [Erratum appears in *Int J Clin Pharm*. 2018 Jan 10; PMID: 29322471]. *Int J Clin Pharm*. 2017;39(6):1282-1290.
5. Elewa HF, AbdelSamad O, Elmubark AE, et al. The first pharmacist-managed anticoagulation clinic under a collaborative practice agreement in Qatar: clinical and patient-oriented outcomes. *J Clin Pharm Ther*. 2016;41(4):403-408. doi:10.1111/jcpt.12400
6. Elewa H, El-Makaty H, Ali Z. Appropriateness of dabigatran and rivaroxaban prescribing in Qatar: a 5-year experience.

- J Cardiovasc Pharmacol Ther.* 2018;23(2):155-161. doi:10.1177/1074248417731536
7. Ashjian E, Kurtz B, Renner E, Yeshe R, Barnes GD. Evaluation of a pharmacist-led outpatient direct oral anticoagulant service. *Am J Heal Pharm.* 2017;74(7):483-489. doi:10.2146/ajhp151026
 8. January CT, Wann LS, Calkins H, et al. 2019 AHA/ACC/HRS focused update of the 2014 AHA/ACC/HRS guideline for the management of patients with atrial fibrillation: a report of the American College of Cardiology/American Heart Association Task Force on clinical practice guidelines and the Heart Rhythm Society in collaboration with the society of thoracic surgeons. *Circulation.* 2019;140(2):e125-e151. doi:10.1161/CIR.0000000000000665
 9. Shore S, Ho PM, Lambert-Kerzner A, et al. Site-level variation in and practices associated with dabigatran adherence. *J Am Med Assoc.* 2015. doi:10.1001/jama.2015.2761
 10. Kearon C, Akl EA, Ornelas J, et al. Antithrombotic therapy for VTE disease. *Chest.* 2016;149(2):315-352. doi:10.1016/j.chest.2015.11.026
 11. January CT, Wann LS, Alpert JS, et al. 2014 AHA/ACC/HRS guideline for the management of patients with atrial fibrillation: executive summary. *Circulation.* 2014;130(23):2071-2104. doi:10.1161/cir.0000000000000040
 12. Elewa H, Alhaddad A, Al-Rawi S, Nounou A, Mahmoud H, Singh R. Trends in oral anticoagulant use in Qatar: a 5-year experience. *J Thromb Thrombolysis.* 2017;43(3):411-416. doi:10.1007/s11239-017-1474-4
 13. American College of Clinical Pharmacy. Standards of practice for clinical pharmacists. *Pharmacotherapy.* 2014;34(8):794-797. doi:10.1002/phar.1438
 14. Shah S, Norby FL, Datta YH, et al. Comparative effectiveness of direct oral anticoagulants and warfarin in patients with cancer and atrial fibrillation. *Blood Adv.* 2018;2(3):200-209. doi:10.1182/bloodadvances.2017010694
 15. Foddy W, Mantle J. Constructing questions for interviews and questionnaires—theory and practice in social research. *Physiotherapy.* 1994;80(6):382. doi:10.1016/s0031-9406(10)61110-8